

**Nantwich &  
District Motor Club  
&  
Cheshire M.C.R.R.C**

**Anglesea**

**24th June 2007**



**Results Provided by Saturn Timing Ltd**

Powerbikes

Anglesey 2.100 Miles

Timed Practice

24/06/2007 10:00

Practice

Pos	No.	Name	Class	Best Tm	Diff	Gap	Best Spd n Lap	2nd Best	2nd Lap
1	136	Michael Pearson	Powerbike	1:43.023	-	-	73.382 4	1:45.040	3
2	144	Craig Beggs	Powerbike	1:43.341	+0.318	+0.318	73.156 4	1:44.842	3
3	15	Kirk Jamison	Powerbike 1	1:43.497	+0.474	+0.156	73.046 4	1:45.079	3
4	9	Alastair Seeley	Powerbike	1:47.323	+4.300	+3.826	70.442 4	1:48.327	2
5	100	David Bath	Powerbike 1	1:47.466	+4.443	+0.143	70.348 4	1:48.022	3
6	185	Peter Newell	Powerbike	1:48.299	+5.276	+0.833	69.807 4	1:49.738	3
7	24	Peter Whiteside	Supersport 600	1:48.360	+5.337	+0.061	69.767 4	1:50.710	3
8	22	Evan Delaney	Powerbike 1	1:48.951	+5.928	+0.591	69.389 3	1:51.305	4
9	8	Robert Woods	Powerbike 1	1:48.989	+5.966	+0.038	69.365 3	1:49.440	4
10	6	Edward Haddock	Powerbike 1	1:50.005	+6.982	+1.016	68.724 4	1:52.392	3
11	3	Victoria Grimmer	Powerbike	1:50.678	+7.655	+0.673	68.306 4	1:54.202	3
12	99	David Walker	Powerbike 1	1:50.718	+7.695	+0.040	68.282 3	1:51.255	4
13	161	John Simpson	Powerbike	1:50.882	+7.859	+0.164	68.181 4	1:57.717	3
14	70	Steven Titterington	Powerbike	1:51.664	+8.641	+0.782	67.703 4	1:56.182	3
15	58	Tim Poole	Powerbike 1	1:52.684	+9.661	+1.020	67.090 4	1:55.170	3
16	41	Tony Rainford	Powerbike	1:53.014	+9.991	+0.330	66.894 4	1:55.734	3
17	66	Andy Jones	Powerbike 1	1:53.040	+10.017	+0.026	66.879 4	1:53.254	3
18	78	John Francom	Powerbike	1:53.185	+10.162	+0.145	66.793 4	1:54.871	3
19	23	Graeme Winstanley	Powerbike	1:53.293	+10.270	+0.108	66.730 4	1:57.853	3
20	18	Dylan Wright	Powerbike	1:53.348	+10.325	+0.055	66.697 4	1:54.387	3
21	115	Andy Gibson	Powerbike	1:53.883	+10.860	+0.535	66.384 4	1:55.843	3
22	4	Kenneth Bartley	Powerbike 1	1:53.995	+10.972	+0.112	66.319 4	1:55.054	3
23	67	David Jones	Powerbike 1	1:54.077	+11.054	+0.082	66.271 3	1:54.536	4
24	5	Adrian Williams	Powerbike	1:54.201	+11.178	+0.124	66.199 4	1:54.808	3
25	51	Jay Dunn	Powerbike	1:55.024	+12.001	+0.823	65.725 4	1:58.356	3
26	91	Philip Worthington	Powerbike	1:55.284	+12.261	+0.260	65.577 3	1:59.354	2
27	12	Christopher Hawkes	Powerbike 1	1:55.949	+12.926	+0.665	65.201 4	2:01.103	3
28	25	Seamus Meally	Powerbike 1	1:56.028	+13.005	+0.079	65.157 3	1:56.136	4
29	7	Steve Poole	Powerbike	1:57.351	+14.328	+1.323	64.422 4	2:01.998	3
30	26	Mark Crofts	Powerbike 1	1:57.564	+14.541	+0.213	64.305 4	1:59.369	3
31	30	David Hill	Powerbike	1:58.107	+15.084	+0.543	64.010 4	2:02.052	3
32	19	Coyles Wright	Powerbike 1	1:58.490	+15.467	+0.383	63.803 4	2:01.259	3
33	55	Darren Johnson	Powerbike	1:58.753	+15.730	+0.263	63.662 4	2:01.671	3
34	59	Richard Ashworth	Powerbike	1:58.905	+15.882	+0.152	63.580 4	2:01.537	3
35	42	Steven Hill	Powerbike 1	1:58.946	+15.923	+0.041	63.558 4	1:59.301	3
36	16	James Powell	Powerbike	1:59.131	+16.108	+0.185	63.460 4	2:01.547	3
37	118	Mark Houston	Powerbike 1	2:00.093	+17.070	+0.962	62.951 4	2:00.590	3
38	75	Barry Graham	Powerbike 1	2:00.371	+17.348	+0.278	62.806 3	2:04.308	2
39	33	Chris Gibson	Powerbike 1	2:03.696	+20.673	+3.325	61.118 4	2:04.776	3
40	2	Wayne Bevan	Supersport 600	2:04.555	+21.532	+0.859	60.696 2	2:29.738	3

Powerbikes

Anglesey 2.100 Miles

Timed Practice

24/06/2007 10:00

Practice

Pos	No.	Name	Class	Best Tm	Diff	Gap	Best Spd n Lap	2nd Best	2nd Lap
41	81	Anita Doran	Powerbike	2:05.445	+22.422	+0.890	60.265 4	2:05.786	3
42	36	Dave Lynch	Powerbike	2:06.840	+23.817	+1.395	59.603 4	2:10.916	2
43	44	Adam Nix	Powerbike 1	2:08.783	+25.760	+1.943	58.703 4	2:10.229	3
44	52	Marty Lennon	Powerbike 1	2:08.958	+25.935	+0.175	58.624 4	2:09.107	3
45	22	Cliffy Hamilton	Supersport 600	-:----	-	-	- 0	-:---	0

# Nantwich & D.M.C & Cheshire M.C.R.R.C

## Powerbikes

## Anglesey 2.100 Miles

### Timed Practice

24/06/2007 10:00

### Practice

Lap	Lap Tm	Diff	Time of Day
(136) Michael Pearson			
1	-:--		10:18:18.386
2	<b>1:49.611</b>	+6.588	10:20:07.997
3	<b>1:45.040</b>	+2.017	10:21:53.037
4	<b>1:43.023</b>	-	10:23:36.060

Lap	Lap Tm	Diff	Time of Day
(144) Craig Beggs			
1	-:--		10:18:17.037
2	<b>1:48.370</b>	+5.029	10:20:05.407
3	<b>1:44.842</b>	+1.501	10:21:50.249
4	<b>1:43.341</b>	-	10:23:33.590

Lap	Lap Tm	Diff	Time of Day
(15) Kirk Jamison			
1	-:--		10:18:18.358
2	<b>1:47.285</b>	+3.788	10:20:05.643
3	<b>1:45.079</b>	+1.582	10:21:50.722
4	<b>1:43.497</b>	-	10:23:34.219

Lap	Lap Tm	Diff	Time of Day
(9) Alastair Seeley			
1	-:--		10:19:24.841
2	<b>1:48.327</b>	+1.004	10:21:13.168
3	<b>1:48.690</b>	+1.367	10:23:01.858
4	<b>1:47.323</b>	-	10:24:49.181

Lap	Lap Tm	Diff	Time of Day
(100) David Bath			
1	-:--		10:18:29.493
2	<b>1:51.128</b>	+3.662	10:20:20.621
3	<b>1:48.022</b>	+0.556	10:22:08.643
4	<b>1:47.466</b>	-	10:23:56.109

Lap	Lap Tm	Diff	Time of Day
(185) Peter Newell			
1	-:--		10:18:22.367
2	<b>1:52.761</b>	+4.462	10:20:15.128
3	<b>1:49.738</b>	+1.439	10:22:04.866
4	<b>1:48.299</b>	-	10:23:53.165

Lap	Lap Tm	Diff	Time of Day
(24) Peter Whiteside			
1	-:--		10:18:51.965
2	<b>1:54.446</b>	+6.086	10:20:46.411
3	<b>1:50.710</b>	+2.350	10:22:37.121
4	<b>1:48.360</b>	-	10:24:25.481

Lap	Lap Tm	Diff	Time of Day
(22) Evan Delaney			
1	-:--		10:18:26.013
2	<b>1:52.737</b>	+3.786	10:20:18.750
3	<b>1:48.951</b>	-	10:22:07.701
4	<b>1:51.305</b>	+2.354	10:23:59.006

Lap	Lap Tm	Diff	Time of Day
(8) Robert Woods			
1	-:--		10:18:24.579
2	<b>1:54.364</b>	+5.375	10:20:18.943
3	<b>1:48.989</b>	-	10:22:07.932
4	<b>1:49.440</b>	+0.451	10:23:57.372

Lap	Lap Tm	Diff	Time of Day
(6) Edward Haddock			
1	-:--		10:18:32.968
2	<b>1:57.569</b>	+7.564	10:20:30.537
3	<b>1:52.392</b>	+2.387	10:22:22.929
4	<b>1:50.005</b>	-	10:24:12.934

Lap	Lap Tm	Diff	Time of Day
(3) Victoria Grimmer			
1	-:--		10:18:32.639
2	<b>1:57.152</b>	+6.474	10:20:29.791
3	<b>1:54.202</b>	+3.524	10:22:23.993
4	<b>1:50.678</b>	-	10:24:14.671

Lap	Lap Tm	Diff	Time of Day
(99) David Walker			
1	-:--		10:18:30.932
2	<b>2:02.743</b>	+12.025	10:20:33.675
3	<b>1:50.718</b>	-	10:22:24.393
4	<b>1:51.255</b>	+0.537	10:24:15.648

Lap	Lap Tm	Diff	Time of Day
(161) John Simpson			
1	-:--		10:19:01.440
2	<b>2:03.103</b>	+12.221	10:21:04.543
3	<b>1:57.717</b>	+6.835	10:23:02.260
4	<b>1:50.882</b>	-	10:24:53.142

Lap	Lap Tm	Diff	Time of Day
(70) Steven Titterington			
1	-:--		10:19:01.644
2	<b>2:05.403</b>	+13.739	10:21:07.047
3	<b>1:56.182</b>	+4.518	10:23:03.229
4	<b>1:51.664</b>	-	10:24:54.893

Lap	Lap Tm	Diff	Time of Day
(58) Tim Poole			
1	-:--		10:18:39.311
2	<b>2:00.003</b>	+7.319	10:20:39.314
3	<b>1:55.170</b>	+2.486	10:22:34.484
4	<b>1:52.684</b>	-	10:24:27.168

Lap	Lap Tm	Diff	Time of Day
(41) Tony Rainford			
1	-:--		10:18:28.397
2	<b>2:08.249</b>	+15.235	10:20:36.646
3	<b>1:55.734</b>	+2.720	10:22:32.380
4	<b>1:53.014</b>	-	10:24:25.394

Lap	Lap Tm	Diff	Time of Day
(66) Andy Jones			
1	-:--		10:18:40.058
2	<b>1:59.816</b>	+6.776	10:20:39.874
3	<b>1:53.254</b>	+0.214	10:22:33.128
4	<b>1:53.040</b>	-	10:24:26.168

Lap	Lap Tm	Diff	Time of Day
(78) John Francom			
1	-:--		10:18:34.010
2	<b>1:59.166</b>	+5.981	10:20:33.176
3	<b>1:54.871</b>	+1.686	10:22:28.047
4	<b>1:53.185</b>	-	10:24:21.232

Lap	Lap Tm	Diff	Time of Day
(23) Graeme Winstanley			
1	-:--		10:19:13.351
2	<b>2:01.712</b>	+8.419	10:21:15.063
3	<b>1:57.853</b>	+4.560	10:23:12.916
4	<b>1:53.293</b>	-	10:25:06.209

Lap	Lap Tm	Diff	Time of Day
(18) Dylan Wright			
1	-:--		10:18:34.016
2	<b>1:56.013</b>	+2.665	10:20:30.029
3	<b>1:54.387</b>	+1.039	10:22:24.416
4	<b>1:53.348</b>	-	10:24:17.764

Lap	Lap Tm	Diff	Time of Day
(115) Andy Gibson			
1	-:--		10:18:38.528
2	<b>2:01.587</b>	+7.704	10:20:40.115
3	<b>1:55.843</b>	+1.960	10:22:35.958
4	<b>1:53.883</b>	-	10:24:29.841

Lap	Lap Tm	Diff	Time of Day
(4) Kenneth Bartley			
1	-:--		10:18:40.669
2	<b>2:00.671</b>	+6.676	10:20:41.340
3	<b>1:55.054</b>	+1.059	10:22:36.394
4	<b>1:53.995</b>	-	10:24:30.389

Lap	Lap Tm	Diff	Time of Day
(67) David Jones			
1	-:--		10:18:28.681
2	<b>1:59.502</b>	+5.425	10:20:28.183
3	<b>1:54.077</b>	-	10:22:22.260
4	<b>1:54.536</b>	+0.459	10:24:16.796

Lap	Lap Tm	Diff	Time of Day
(5) Adrian Williams			
1	-:--		10:18:25.344
2	<b>1:54.996</b>	+0.795	10:20:20.340
3	<b>1:54.808</b>	+0.607	10:22:15.148
4	<b>1:54.201</b>	-	10:24:09.349

Lap	Lap Tm	Diff	Time of Day
(51) Jay Dunn			
1	-:--		10:19:07.240
2	<b>2:04.443</b>	+9.419	10:21:11.683
3	<b>1:58.356</b>	+3.332	10:23:10.039
4	<b>1:55.024</b>	-	10:25:05.063

Lap	Lap Tm	Diff	Time of Day
(91) Philip Worthington			
1	-:--		10:18:43.983
2	<b>1:59.354</b>	+4.070	10:20:43.337
3	<b>1:55.284</b>	-	10:22:38.621
4	<b>2:01.558</b>	+6.274	10:24:40.179

Lap	Lap Tm	Diff	Time of Day
(12) Christopher Hawkes			
1	-:--		10:19:17.449
2	<b>2:01.703</b>	+5.754	10:21:19.152
3	<b>2:01.103</b>	+5.154	10:23:20.255
4	<b>1:55.949</b>	-	10:25:16.204

Lap	Lap Tm	Diff	Time of Day
(25) Seamus Meally			
1	-:--		10:18:44.882
2	<b>2:00.043</b>	+4.015	10:20:44.925
3	<b>1:56.028</b>	-	10:22:40.953
4	<b>1:56.136</b>	+0.108	10:24:37.089

Lap	Lap Tm	Diff	Time of Day
(7) Steve Poole			
1	-:--		10:19:06.409
2	<b>2:06.577</b>	+9.226	10:21:12.986
3	<b>2:01.998</b>	+4.647	10:23:14.984
4	<b>1:57.351</b>	-	10:25:12.335

Lap	Lap Tm	Diff	Time of Day
(26) Mark Crofts			
1	-:--		10:18:46.720
2	<b>2:04.486</b>	+6.922	10:20:51.206
3	<b>1:59.369</b>	+1.805	10:22:50.575
4	<b>1:57.564</b>	-	10:24:48.139

Lap	Lap Tm	Diff	Time of Day
(30) David Hill			
1	-:--		10:19:10.119
2	<b>2:08.489</b>	+10.382	10:21:18.608
3	<b>2:02.052</b>	+3.945	10:23:20.660
4	<b>1:58.107</b>	-	10:25:18.767

Lap	Lap Tm	Diff	Time of Day
(19) Coyles Wright			
1	-:--		10:18:46.291
2	<b>2:03.637</b>	+5.147	10:20:49.928
3	<b>2:01.259</b>	+2.769	10:22:51.187
4	<b>1:58.490</b>	-	10:24:49.677

Lap	Lap Tm	Diff	Time of Day
(55) Darren Johnson			
1	-:--		10:19:09.441
2	<b>2:07.705</b>	+8.952	10:21:17.146
3	<b>2:01.671</b>	+2.918	10:23:18.817
4	<b>1:58.753</b>	-	10:25:17.570

Powerbikes

Anglesey 2.100 Miles

Race 1

24/06/2007 11:40

Race (5 Laps)

Pos	No.	Name	Class	Laps	Total Tm	Gap	Diff	Avg. Speed	Best Tm
1	15	Kirk Jamison	Powerbike 1	4	6:13.853	-	-	80.887	1:31.422
2	129	Mark Johnson	Powerbike 1	4	6:25.843	+11.990	+11.990	78.374	1:33.856
3	40	John Colling	Powerbike	4	6:37.622	+11.779	+23.769	76.052	1:36.256
4	58	Tim Poole	Powerbike 1	4	6:38.953	+1.331	+25.100	75.798	1:37.676
5	6	Edward Haddock	Powerbike 1	4	6:39.282	+0.329	+25.429	75.736	1:36.534
6	8	Robert Woods	Powerbike 1	4	6:40.157	+0.875	+26.304	75.570	1:36.668
7	100	David Bath	Powerbike 1	4	6:40.953	+0.796	+27.100	75.420	1:37.744
8	99	David Walker	Powerbike 1	4	6:42.138	+1.185	+28.285	75.198	1:38.301
9	22	Evan Delaney	Powerbike 1	4	6:42.725	+0.587	+28.872	75.088	1:37.958
10	12	Christopher Hawkes	Powerbike 1	4	6:43.125	+0.400	+29.272	75.014	1:38.116
11	185	Peter Newell	Powerbike	3	5:07.736	1 Lap	1 Lap	73.700	1:38.884
12	4	Kenneth Bartley	Powerbike 1	3	5:13.727	+5.991	+5.991	72.292	1:42.811
13	19	Coyles Wright	Powerbike 1	3	5:13.911	+0.184	+6.175	72.250	1:41.915
14	66	Andy Jones	Powerbike 1	3	5:15.261	+1.350	+7.525	71.940	1:41.888
15	52	Marty Lennon	Powerbike 1	3	5:15.506	+0.245	+7.770	71.885	1:41.656
16	67	David Jones	Powerbike 1	3	5:20.672	+5.166	+12.936	70.726	1:43.766
17	45	John Simpson	Powerbike	3	5:21.058	+0.386	+13.322	70.641	1:42.206
18	42	Steven Hill	Powerbike 1	3	5:22.766	+1.708	+15.030	70.268	1:44.824
19	33	Chris Gibson	Powerbike 1	3	5:26.136	+3.370	+18.400	69.542	1:45.242
20	26	Mark Crofts	Powerbike 1	3	5:26.844	+0.708	+19.108	69.391	1:44.645
21	81	Anita Doran	Powerbike	3	5:27.166	+0.322	+19.430	69.323	1:44.398
22	118	Mark Houston	Powerbike 1	3	5:30.709	+3.543	+22.973	68.580	1:46.891
23	59	Jon Webb	Supersport 600	3	5:33.438	+2.729	+25.702	68.019	1:46.769
24	75	Barry Graham	Powerbike 1	3	5:35.223	+1.785	+27.487	67.656	1:46.919
25	44	Adam Nix	Powerbike 1	3	5:40.511	+5.288	+32.775	66.606	1:49.466
26	25	Seamus Meally	Powerbike 1	0	-:--	-	-	-	-:--

Margin of Victory	Avg. Speed	Best Lap Tm	Best Spd	Best Lap by
+11.990	80.887	1:31.422	82.693	[15] Kirk Jamison

# Nantwich & D.M.C & Cheshire M.C.R.R.C

Powerbikes

Anglesey 2.100 Miles

Race 1

24/06/2007 11:40

Race (5 Laps)

Lap	Lap Tm	Diff	Time of Day
<b>(15) Kirk Jamison</b>			
1	-:--		12:07:04.472
2	<b>1:32.637</b>	+1.215	12:08:37.109
3	<b>1:32.030</b>	+0.608	12:10:09.139
4	<b>1:31.422</b>	-	12:11:40.561
<b>(129) Mark Johnson</b>			
1	-:--		12:07:09.735
2	<b>1:34.956</b>	+1.100	12:08:44.691
3	<b>1:34.004</b>	+0.148	12:10:18.695
4	<b>1:33.856</b>	-	12:11:52.551
<b>(40) John Colling</b>			
1	-:--		12:07:12.551
2	<b>1:37.972</b>	+1.716	12:08:50.523
3	<b>1:37.551</b>	+1.295	12:10:28.074
4	<b>1:36.256</b>	-	12:12:04.330
<b>(58) Tim Poole</b>			
1	-:--		12:07:10.564
2	<b>1:39.383</b>	+1.707	12:08:49.947
3	<b>1:38.038</b>	+0.362	12:10:27.985
4	<b>1:37.676</b>	-	12:12:05.661
<b>(6) Edward Haddock</b>			
1	-:--		12:07:11.961
2	<b>1:39.021</b>	+2.487	12:08:50.982
3	<b>1:38.474</b>	+1.940	12:10:29.456
4	<b>1:36.534</b>	-	12:12:05.990
<b>(8) Robert Woods</b>			
1	-:--		12:07:10.161
2	<b>1:40.894</b>	+4.226	12:08:51.055
3	<b>1:39.142</b>	+2.474	12:10:30.197
4	<b>1:36.668</b>	-	12:12:06.865
<b>(100) David Bath</b>			
1	-:--		12:07:09.318
2	<b>1:40.885</b>	+3.141	12:08:50.203
3	<b>1:39.714</b>	+1.970	12:10:29.917
4	<b>1:37.744</b>	-	12:12:07.661
<b>(99) David Walker</b>			
1	-:--		12:07:09.725
2	<b>1:40.655</b>	+2.354	12:08:50.380
3	<b>1:40.165</b>	+1.864	12:10:30.545
4	<b>1:38.301</b>	-	12:12:08.846
<b>(22) Evan Delaney</b>			
1	-:--		12:07:12.447
2	<b>1:39.930</b>	+1.972	12:08:52.377
3	<b>1:39.098</b>	+1.140	12:10:31.475
4	<b>1:37.958</b>	-	12:12:09.433
<b>(12) Christopher Hawkes</b>			
1	-:--		12:07:13.230
2	<b>1:39.569</b>	+1.453	12:08:52.799
3	<b>1:38.918</b>	+0.802	12:10:31.717
4	<b>1:38.116</b>	-	12:12:09.833
<b>(185) Peter Newell</b>			
1	-:--		12:07:15.515
2	<b>1:40.045</b>	+1.161	12:08:55.560
3	<b>1:38.884</b>	-	12:10:34.444

Lap	Lap Tm	Diff	Time of Day
<b>(4) Kenneth Bartley</b>			
1	-:--		12:07:14.765
2	<b>1:42.811</b>	-	12:08:57.576
3	<b>1:42.859</b>	+0.048	12:10:40.435
<b>(19) Coyles Wright</b>			
1	-:--		12:07:16.176
2	<b>1:42.528</b>	+0.613	12:08:58.704
3	<b>1:41.915</b>	-	12:10:40.619
<b>(66) Andy Jones</b>			
1	-:--		12:07:16.951
2	<b>1:43.130</b>	+1.242	12:09:00.081
3	<b>1:41.888</b>	-	12:10:41.969
<b>(52) Marty Lennon</b>			
1	-:--		12:07:17.466
2	<b>1:43.092</b>	+1.436	12:09:00.558
3	<b>1:41.656</b>	-	12:10:42.214
<b>(67) David Jones</b>			
1	-:--		12:07:19.166
2	<b>1:44.448</b>	+0.682	12:09:03.614
3	<b>1:43.766</b>	-	12:10:47.380
<b>(45) John Simpson</b>			
1	-:--		12:07:22.073
2	<b>1:43.487</b>	+1.281	12:09:05.560
3	<b>1:42.206</b>	-	12:10:47.766
<b>(42) Steven Hill</b>			
1	-:--		12:07:19.712
2	<b>1:44.824</b>	-	12:09:04.536
3	<b>1:44.938</b>	+0.114	12:10:49.474
<b>(33) Chris Gibson</b>			
1	-:--		12:07:20.784
2	<b>1:46.818</b>	+1.576	12:09:07.602
3	<b>1:45.242</b>	-	12:10:52.844
<b>(26) Mark Crofts</b>			
1	-:--		12:07:21.966
2	<b>1:46.941</b>	+2.296	12:09:08.907
3	<b>1:44.645</b>	-	12:10:53.552
<b>(81) Anita Doran</b>			
1	-:--		12:07:22.397
2	<b>1:47.079</b>	+2.681	12:09:09.476
3	<b>1:44.398</b>	-	12:10:53.874
<b>(118) Mark Houston</b>			
1	-:--		12:07:23.606
2	<b>1:46.891</b>	-	12:09:10.497
3	<b>1:46.920</b>	+0.029	12:10:57.417
<b>(59) Jon Webb</b>			
1	-:--		12:07:25.997
2	<b>1:47.380</b>	+0.611	12:09:13.377
3	<b>1:46.769</b>	-	12:11:00.146
<b>(75) Barry Graham</b>			
1	-:--		12:07:24.701
2	<b>1:50.311</b>	+3.392	12:09:15.012
3	<b>1:46.919</b>	-	12:11:01.931
<b>(44) Adam Nix</b>			

Powerbikes

Anglesey 2.100 Miles

Race 1

24/06/2007 11:40

Race (5 Laps)

Competitors	Laps			
	1	2	3	4
Kirk Jamison (15)	1	15	15	15
David Bath (100)	2	100	129	129
David Walker (99)	3	99	58	40
Mark Johnson (129)	4	129	100	40
Robert Woods (8)	5	8	99	6
Tim Poole (58)	6	58	40	100
Edward Haddock (6)	7	6	6	8
Evan Delaney (22)	8	22	8	99
John Colling (40)	9	40	22	22
Christopher Hawkes (12)	10	12	12	12
Kenneth Bartley (4)	11	4	185	185
Peter Newell (185)	12	185	4	4
Coyles Wright (19)	13	19	19	19
Andy Jones (66)	14	66	66	66
Marty Lennon (52)	15	52	52	52
David Jones (67)	16	67	67	67
Steven Hill (42)	17	42	42	45
Chris Gibson (33)	18	33	45	42
Mark Crofts (26)	19	26	33	33
John Simpson (45)	20	45	26	26
Anita Doran (81)	21	81	81	81
Mark Houston (118)	22	118	118	118
Barry Graham (75)	23	75	59	59
Jon Webb (59)	24	59	75	75
Adam Nix (44)	25	44	44	44
-	26			

# Nantwich & D.M.C & Cheshire M.C.R.R.C

Powerbikes

Anglesey 2.100 Miles

Timed Practice

24/06/2007 10:00

Practice

Lap	Lap Tm	Diff	Time of Day
<b>(59) Richard Ashworth</b>			
1	-:--		10:19:07.618
2	<b>2:11.291</b>	+12.386	10:21:18.909
3	<b>2:01.537</b>	+2.632	10:23:20.446
4	<b>1:58.905</b>	-	10:25:19.351

Lap	Lap Tm	Diff	Time of Day
<b>(42) Steven Hill</b>			
1	-:--		10:18:54.097
2	<b>2:03.811</b>	+4.865	10:20:57.908
3	<b>1:59.301</b>	+0.355	10:22:57.209
4	<b>1:58.946</b>	-	10:24:56.155

Lap	Lap Tm	Diff	Time of Day
<b>(16) James Powell</b>			
1	-:--		10:19:06.511
2	<b>2:04.332</b>	+5.201	10:21:10.843
3	<b>2:01.547</b>	+2.416	10:23:12.390
4	<b>1:59.131</b>	-	10:25:11.521

Lap	Lap Tm	Diff	Time of Day
<b>(118) Mark Houston</b>			
1	-:--		10:19:09.098
2	<b>2:19.048</b>	+18.955	10:21:28.146
3	<b>2:00.590</b>	+0.497	10:23:28.736
4	<b>2:00.093</b>	-	10:25:28.829

Lap	Lap Tm	Diff	Time of Day
<b>(75) Barry Graham</b>			
1	-:--		10:18:46.963
2	<b>2:04.308</b>	+3.937	10:20:51.271
3	<b>2:00.371</b>	-	10:22:51.642
4	<b>2:17.434</b>	+17.063	10:25:09.076

Lap	Lap Tm	Diff	Time of Day
<b>(33) Chris Gibson</b>			
1	-:--		10:18:42.465
2	<b>2:08.282</b>	+4.586	10:20:50.747
3	<b>2:04.776</b>	+1.080	10:22:55.523
4	<b>2:03.696</b>	-	10:24:59.219

Lap	Lap Tm	Diff	Time of Day
<b>(2) Wayne Bevan</b>			
1	-:--		10:19:05.715
2	<b>2:04.555</b>	-	10:21:10.270
3	<b>2:29.738</b>	+25.183	10:23:40.008

Lap	Lap Tm	Diff	Time of Day
<b>(81) Anita Doran</b>			
1	-:--		10:19:05.919
2	<b>2:12.512</b>	+7.067	10:21:18.431
3	<b>2:05.786</b>	+0.341	10:23:24.217
4	<b>2:05.445</b>	-	10:25:29.662

Lap	Lap Tm	Diff	Time of Day
<b>(36) Dave Lynch</b>			
1	-:--		10:18:58.656
2	<b>2:10.916</b>	+4.076	10:21:09.572
3	<b>2:13.176</b>	+6.336	10:23:22.748
4	<b>2:06.840</b>	-	10:25:29.588

Lap	Lap Tm	Diff	Time of Day
<b>(44) Adam Nix</b>			
1	-:--		10:18:44.333
2	<b>2:13.523</b>	+4.740	10:20:57.856
3	<b>2:10.229</b>	+1.446	10:23:08.085
4	<b>2:08.783</b>	-	10:25:16.868

Lap	Lap Tm	Diff	Time of Day
<b>(52) Marty Lennon</b>			
1	-:--		10:19:05.155
2	<b>2:16.392</b>	+7.434	10:21:21.547
3	<b>2:09.107</b>	+0.149	10:23:30.654
4	<b>2:08.958</b>	-	10:25:39.612

Powerbikes

Anglesey 2.100 Miles

Race 3

24/06/2007 12:42

Race (5 Laps)

Pos	No.	Name	Class	Laps	Total Tm	Gap	Diff	Avg. Speed	Best Tm
1	136	Michael Pearson	Powerbike	3	4:38.638	-	-	81.396	1:31.666
2	144	Craig Beggs	Powerbike	3	4:38.977	+0.339	+0.339	81.297	1:31.651
3	9	Alastair Seeley	Powerbike	3	4:43.208	+4.231	+4.570	80.082	1:32.566
4	24	Peter Whiteside	Powerbike	3	4:55.166	+11.958	+16.528	76.838	1:36.133
5	185	Peter Newell	Powerbike	3	4:55.686	+0.520	+17.048	76.703	1:37.450
6	70	Steven Titterington	Powerbike	3	4:57.515	+1.829	+18.877	76.231	1:37.076
7	51	Jay Dunn	Powerbike	3	4:58.049	+0.534	+19.411	76.095	1:36.856
8	14	Mathew Percy	Powerbike	3	5:05.653	+7.604	+27.015	74.202	1:37.786
9	5	Adrian Williams	Powerbike	3	5:05.787	+0.134	+27.149	74.169	1:39.546
10	18	Dylan Wright	Powerbike	3	5:06.303	+0.516	+27.665	74.044	1:39.052
11	3	Victoria Grimmer	Powerbike	3	5:07.170	+0.867	+28.532	73.835	1:40.053
12	23	Graeme Winstanley	Powerbike	3	5:08.635	+1.465	+29.997	73.485	1:40.485
13	55	Darren Johnson	Powerbike	3	5:08.781	+0.146	+30.143	73.450	1:39.936
14	41	Tony Rainford	Powerbike	3	5:09.400	+0.619	+30.762	73.303	1:40.801
15	115	Andy Gibson	Powerbike	3	5:09.938	+0.538	+31.300	73.176	1:40.720
16	91	Philip Worthington	Powerbike	3	5:13.319	+3.381	+34.681	72.386	1:41.862
17	59	Richard Ashworth	Powerbike	3	5:17.857	+4.538	+39.219	71.353	1:41.848
18	78	John Francom	Powerbike	3	5:18.252	+0.395	+39.614	71.264	1:43.929
19	36	Dave Lynch	Powerbike	3	5:21.865	+3.613	+43.227	70.464	1:44.425
20	7	Steve Poole	Powerbike	3	5:25.249	+3.384	+46.611	69.731	1:45.516
21	30	David Hill	Powerbike	3	5:25.781	+0.532	+47.143	69.617	1:45.038
22	16	James Powell	Powerbike	3	5:27.277	+1.496	+48.639	69.299	1:44.859
23	21	Llewelyn Griffin	Powerbike	3	5:29.317	+2.040	+50.679	68.870	1:45.522

Margin of Victory

Avg. Speed

Best Lap Tm

Best Spd

Best Lap by

+0.339

81.396

1:31.651

82.487

[144] Craig Beggs

# Nantwich & D.M.C & Cheshire M.C.R.R.C

Powerbikes

Anglesey 2.100 Miles

Race 3

24/06/2007 12:42

Race (5 Laps)

Lap	Lap Tm	Diff	Time of Day
<b>(136) Michael Pearson</b>			
1	-:--		12:44:01.922
2	<b>1:31.666</b>	-	12:45:33.588
3	<b>1:31.878</b>	+0.212	12:47:05.466
<b>(144) Craig Beggs</b>			
1	-:--		12:44:02.476
2	<b>1:31.651</b>	-	12:45:34.127
3	<b>1:31.678</b>	+0.027	12:47:05.805
<b>(9) Alastair Seeley</b>			
1	-:--		12:44:04.181
2	<b>1:33.289</b>	+0.723	12:45:37.470
3	<b>1:32.566</b>	-	12:47:10.036
<b>(24) Peter Whiteside</b>			
1	-:--		12:44:09.060
2	<b>1:36.801</b>	+0.668	12:45:45.861
3	<b>1:36.133</b>	-	12:47:21.994
<b>(185) Peter Newell</b>			
1	-:--		12:44:06.939
2	<b>1:37.450</b>	-	12:45:44.389
3	<b>1:38.125</b>	+0.675	12:47:22.514
<b>(70) Steven Titterington</b>			
1	-:--		12:44:09.561
2	<b>1:37.706</b>	+0.630	12:45:47.267
3	<b>1:37.076</b>	-	12:47:24.343
<b>(51) Jay Dunn</b>			
1	-:--		12:44:10.366
2	<b>1:37.655</b>	+0.799	12:45:48.021
3	<b>1:36.856</b>	-	12:47:24.877
<b>(14) Mathew Percy</b>			
1	-:--		12:44:15.318
2	<b>1:39.377</b>	+1.591	12:45:54.695
3	<b>1:37.786</b>	-	12:47:32.481
<b>(5) Adrian Williams</b>			
1	-:--		12:44:12.792
2	<b>1:40.277</b>	+0.731	12:45:53.069
3	<b>1:39.546</b>	-	12:47:32.615
<b>(18) Dylan Wright</b>			
1	-:--		12:44:14.599
2	<b>1:39.480</b>	+0.428	12:45:54.079
3	<b>1:39.052</b>	-	12:47:33.131
<b>(3) Victoria Grimmer</b>			
1	-:--		12:44:13.086
2	<b>1:40.859</b>	+0.806	12:45:53.945
3	<b>1:40.053</b>	-	12:47:33.998
<b>(23) Graeme Winstanley</b>			
1	-:--		12:44:13.261
2	<b>1:41.717</b>	+1.232	12:45:54.978
3	<b>1:40.485</b>	-	12:47:35.463
<b>(55) Darren Johnson</b>			
1	-:--		12:44:15.194
2	<b>1:40.479</b>	+0.543	12:45:55.673
3	<b>1:39.936</b>	-	12:47:35.609

Lap	Lap Tm	Diff	Time of Day
<b>(41) Tony Rainford</b>			
1	-:--		12:44:14.289
2	<b>1:41.138</b>	+0.337	12:45:55.427
3	<b>1:40.801</b>	-	12:47:36.228
<b>(115) Andy Gibson</b>			
1	-:--		12:44:14.356
2	<b>1:41.690</b>	+0.970	12:45:56.046
3	<b>1:40.720</b>	-	12:47:36.766
<b>(91) Philip Worthington</b>			
1	-:--		12:44:16.296
2	<b>1:41.989</b>	+0.127	12:45:58.285
3	<b>1:41.862</b>	-	12:47:40.147
<b>(59) Richard Ashworth</b>			
1	-:--		12:44:20.127
2	<b>1:42.710</b>	+0.862	12:46:02.837
3	<b>1:41.848</b>	-	12:47:44.685
<b>(78) John Francom</b>			
1	-:--		12:44:17.022
2	<b>1:44.129</b>	+0.200	12:46:01.151
3	<b>1:43.929</b>	-	12:47:45.080
<b>(36) Dave Lynch</b>			
1	-:--		12:44:19.133
2	<b>1:45.135</b>	+0.710	12:46:04.268
3	<b>1:44.425</b>	-	12:47:48.693
<b>(7) Steve Poole</b>			
1	-:--		12:44:20.039
2	<b>1:45.516</b>	-	12:46:05.555
3	<b>1:46.522</b>	+1.006	12:47:52.077
<b>(30) David Hill</b>			
1	-:--		12:44:20.820
2	<b>1:45.038</b>	-	12:46:05.858
3	<b>1:46.751</b>	+1.713	12:47:52.609
<b>(16) James Powell</b>			
1	-:--		12:44:22.603
2	<b>1:46.643</b>	+1.784	12:46:09.246
3	<b>1:44.859</b>	-	12:47:54.105
<b>(21) Llewelyn Griffin</b>			
1	-:--		12:44:23.410
2	<b>1:47.213</b>	+1.691	12:46:10.623
3	<b>1:45.522</b>	-	12:47:56.145

Lap	Lap Tm	Diff	Time of Day
-----	--------	------	-------------

Powerbikes

Anglesey 2.100 Miles

Race 3


24/06/2007 12:42

Race (5 Laps)

Competitors	Laps		
	1	2	3
Michael Pearson (136)	1	136	136
Craig Beggs (144)	2	144	144
Alastair Seeley (9)	3	9	9
Peter Newell (185)	4	185	185
Peter Whiteside (24)	5	24	185
Steven Titterington (70)	6	70	70
Jay Dunn (51)	7	51	51
Adrian Williams (5)	8	5	14
Victoria Grimmer (3)	9	3	5
Graeme Winstanley (23)	10	23	18
Tony Rainford (41)	11	41	14
Andy Gibson (115)	12	115	23
Dylan Wright (18)	13	18	41
Darren Johnson (55)	14	55	55
Mathew Percy (14)	15	14	115
Philip Worthington (91)	16	91	91
John Francom (78)	17	78	78
Dave Lynch (36)	18	36	59
Steve Poole (7)	19	7	36
Richard Ashworth (59)	20	59	7
David Hill (30)	21	30	30
James Powell (16)	22	16	16
Llewelyn Griffin (21)	23	21	21

8  
7  
6  
5  
4  
3  
2  
1

67	115		
29	30		
66	55	52	41
25	26	27	28
4	3	19	23
21	22	23	24
22	5	12	18
17	18	19	20
100	51	99	14
13	14	15	16
6	185	8	70
9	10	11	12
40	9	58	24
5	6	7	8
15	136	129	144
1	2	3	4



5  
4  
3  
2  
1

[44] Adam Nix	[25] Seamus Meally	[58] Tim Poole	
17	18	19	
[59] Richard Ashworth	[16] James Powell	[75] Barry Graham	[21] Llewelyn Griffin
13	14	15	16
[81] Anita Doran	[7] Steve Poole	[118] Mark Houston	[30] David Hill
9	10	11	12
[33] Chris Gibson	[78] John Francom	[26] Mark Crofts	[36] Dave Lynch
5	6	7	8
[45] John Simpson	[91] Philip Worthington	[42] Steven Hill	[59] Jon Webb
1	2	3	4

Grid for Race 13



Powerbikes

Anglesey 2.100 Miles

Race 11

24/06/2007 14:55

Race (4 Laps)

Pos	No.	Name	Class	Laps	Total Tm	Gap	Diff	Avg. Speed	Best Tm
1	136	Michael Pearson	Powerbike	4	6:04.247	-	-	83.021	1:29.743
2	15	Kirk Jamison	Powerbike 1	4	6:05.290	+1.043	+1.043	82.784	1:29.592
3	144	Craig Beggs	Powerbike	4	6:12.507	+7.217	+8.260	81.180	1:31.297
4	129	Mark Johnson	Powerbike 1	4	6:15.520	+3.013	+11.273	80.528	1:32.404
5	6	Edward Haddock	Powerbike 1	4	6:22.894	+7.374	+18.647	78.977	1:34.287
6	51	Jay Dunn	Powerbike	4	6:24.113	+1.219	+19.866	78.727	1:33.680
7	40	John Colling	Powerbike	4	6:27.260	+3.147	+23.013	78.087	1:34.525
8	100	David Bath	Powerbike 1	4	6:28.692	+1.432	+24.445	77.799	1:35.564
9	8	Robert Woods	Powerbike 1	4	6:31.105	+2.413	+26.858	77.319	1:36.023
10	70	Steven Titterington	Powerbike	4	6:32.787	+1.682	+28.540	76.988	1:35.603
11	14	Mathew Percy	Powerbike	4	6:33.016	+0.229	+28.769	76.943	1:35.290
12	24	Peter Whiteside	Powerbike	4	6:35.941	+2.925	+31.694	76.375	1:36.664
13	185	Peter Newell	Powerbike	4	6:38.027	+2.086	+33.780	75.975	1:36.962
14	5	Adrian Williams	Powerbike	4	6:38.385	+0.358	+34.138	75.906	1:37.592
15	18	Dylan Wright	Powerbike	4	6:39.362	+0.977	+35.115	75.721	1:37.695
16	22	Evan Delaney	Powerbike 1	4	6:45.334	+5.972	+41.087	74.605	1:38.306
17	55	Darren Johnson	Powerbike	4	6:46.218	+0.884	+41.971	74.443	1:39.034
18	52	Marty Lennon	Powerbike 1	4	6:46.268	+0.050	+42.021	74.434	1:38.486
19	115	Andy Gibson	Powerbike	4	6:46.730	+0.462	+42.483	74.349	1:38.864
20	41	Tony Rainford	Powerbike	4	6:47.792	+1.062	+43.545	74.155	1:39.865
21	66	Andy Jones	Powerbike 1	4	6:50.688	+2.896	+46.441	73.633	1:39.439
22	23	Graeme Winstanley	Powerbike	4	6:51.680	+0.992	+47.433	73.455	1:39.813
23	19	Coyles Wright	Powerbike	4	7:01.867	+10.187	+57.620	71.681	1:43.206
24	3	Victoria Grimmer	Powerbike	1	1:48.139	3 Laps	3 Laps	69.910	----
25	58	Tim Poole	Powerbike 1	0	----	-	-	-	----

Margin of Victory	Avg. Speed	Best Lap Tm	Best Spd	Best Lap by
+1.043	83.021	1:29.592	84.383	[15] Kirk Jamison

# Nantwich & D.M.C & Cheshire M.C.R.R.C


Powerbikes

Anglesey 2.100 Miles

Race 11

24/06/2007 14:55

Race (4 Laps)



Lap	Lap Tm	Diff	Time of Day
<b>(136) Michael Pearson</b>			
1	-:--		15:40:22.905
2	<b>1:29.815</b>	+0.072	15:41:52.720
3	<b>1:30.010</b>	+0.267	15:43:22.730
4	<b>1:29.743</b>	-	15:44:52.473

Lap	Lap Tm	Diff	Time of Day
<b>(15) Kirk Jamison</b>			
1	-:--		15:40:23.477
2	<b>1:30.332</b>	+0.740	15:41:53.809
3	<b>1:30.115</b>	+0.523	15:43:23.924
4	<b>1:29.592</b>	-	15:44:53.516

Lap	Lap Tm	Diff	Time of Day
<b>(144) Craig Beggs</b>			
1	-:--		15:40:23.992
2	<b>1:31.297</b>	-	15:41:55.289
3	<b>1:31.496</b>	+0.199	15:43:26.785
4	<b>1:33.948</b>	+2.651	15:45:00.733

Lap	Lap Tm	Diff	Time of Day
<b>(129) Mark Johnson</b>			
1	-:--		15:40:25.334
2	<b>1:32.404</b>	-	15:41:57.738
3	<b>1:32.658</b>	+0.254	15:43:30.396
4	<b>1:33.350</b>	+0.946	15:45:03.746

Lap	Lap Tm	Diff	Time of Day
<b>(6) Edward Haddock</b>			
1	-:--		15:40:27.548
2	<b>1:34.849</b>	+0.562	15:42:02.397
3	<b>1:34.436</b>	+0.149	15:43:36.833
4	<b>1:34.287</b>	-	15:45:11.120

Lap	Lap Tm	Diff	Time of Day
<b>(51) Jay Dunn</b>			
1	-:--		15:40:29.688
2	<b>1:34.575</b>	+0.895	15:42:04.263
3	<b>1:34.396</b>	+0.716	15:43:38.659
4	<b>1:33.680</b>	-	15:45:12.339

Lap	Lap Tm	Diff	Time of Day
<b>(40) John Colling</b>			
1	-:--		15:40:29.186
2	<b>1:34.525</b>	-	15:42:03.711
3	<b>1:35.326</b>	+0.801	15:43:39.037
4	<b>1:36.449</b>	+1.924	15:45:15.486

Lap	Lap Tm	Diff	Time of Day
<b>(100) David Bath</b>			
1	-:--		15:40:29.171
2	<b>1:35.564</b>	-	15:42:04.735
3	<b>1:35.765</b>	+0.201	15:43:40.500
4	<b>1:36.418</b>	+0.854	15:45:16.918

Lap	Lap Tm	Diff	Time of Day
<b>(8) Robert Woods</b>			
1	-:--		15:40:30.543
2	<b>1:36.023</b>	-	15:42:06.566
3	<b>1:36.454</b>	+0.431	15:43:43.020
4	<b>1:36.311</b>	+0.288	15:45:19.331

Lap	Lap Tm	Diff	Time of Day
<b>(70) Steven Titterton</b>			
1	-:--		15:40:32.767
2	<b>1:36.919</b>	+1.316	15:42:09.686
3	<b>1:35.724</b>	+0.121	15:43:45.410
4	<b>1:35.603</b>	-	15:45:21.013

Lap	Lap Tm	Diff	Time of Day
<b>(14) Mathew Percy</b>			
1	-:--		15:40:32.323
2	<b>1:37.155</b>	+1.865	15:42:09.478
3	<b>1:36.474</b>	+1.184	15:43:45.952
4	<b>1:35.290</b>	-	15:45:21.242

Lap	Lap Tm	Diff	Time of Day
<b>(24) Peter Whiteside</b>			
1	-:--		15:40:31.172
2	<b>1:36.664</b>	-	15:42:07.836
3	<b>1:37.998</b>	+1.334	15:43:45.834
4	<b>1:38.333</b>	+1.669	15:45:24.167

Lap	Lap Tm	Diff	Time of Day
<b>(185) Peter Newell</b>			
1	-:--		15:40:31.992
2	<b>1:36.962</b>	-	15:42:08.954
3	<b>1:37.856</b>	+0.894	15:43:46.810
4	<b>1:39.443</b>	+2.481	15:45:26.253

Lap	Lap Tm	Diff	Time of Day
<b>(5) Adrian Williams</b>			
1	-:--		15:40:33.362
2	<b>1:38.024</b>	+0.432	15:42:11.386
3	<b>1:37.633</b>	+0.041	15:43:49.019
4	<b>1:37.592</b>	-	15:45:26.611

Lap	Lap Tm	Diff	Time of Day
<b>(18) Dylan Wright</b>			
1	-:--		15:40:33.687
2	<b>1:38.318</b>	+0.623	15:42:12.005
3	<b>1:37.695</b>	-	15:43:49.700
4	<b>1:37.888</b>	+0.193	15:45:27.588

Lap	Lap Tm	Diff	Time of Day
<b>(22) Evan Delaney</b>			
1	-:--		15:40:35.545
2	<b>1:40.131</b>	+1.825	15:42:15.676
3	<b>1:39.578</b>	+1.272	15:43:55.254
4	<b>1:38.306</b>	-	15:45:33.560

Lap	Lap Tm	Diff	Time of Day
<b>(55) Darren Johnson</b>			
1	-:--		15:40:36.322
2	<b>1:39.497</b>	+0.463	15:42:15.819
3	<b>1:39.591</b>	+0.557	15:43:55.410
4	<b>1:39.034</b>	-	15:45:34.444

Lap	Lap Tm	Diff	Time of Day
<b>(52) Marty Lennon</b>			
1	-:--		15:40:38.080
2	<b>1:38.986</b>	+0.500	15:42:17.066
3	<b>1:38.942</b>	+0.456	15:43:56.008
4	<b>1:38.486</b>	-	15:45:34.494

Lap	Lap Tm	Diff	Time of Day
<b>(115) Andy Gibson</b>			
1	-:--		15:40:36.466
2	<b>1:39.649</b>	+0.785	15:42:16.115
3	<b>1:39.977</b>	+1.113	15:43:56.092
4	<b>1:38.864</b>	-	15:45:34.956

Lap	Lap Tm	Diff	Time of Day
<b>(41) Tony Rainford</b>			
1	-:--		15:40:34.616
2	<b>1:40.524</b>	+0.659	15:42:15.140
3	<b>1:39.865</b>	-	15:43:55.005
4	<b>1:41.013</b>	+1.148	15:45:36.018

Lap	Lap Tm	Diff	Time of Day
<b>(66) Andy Jones</b>			
1	-:--		15:40:38.901
2	<b>1:40.720</b>	+1.281	15:42:19.621
3	<b>1:39.854</b>	+0.415	15:43:59.475
4	<b>1:39.439</b>	-	15:45:38.914

Lap	Lap Tm	Diff	Time of Day
<b>(23) Graeme Winstanley</b>			
1	-:--		15:40:37.730
2	<b>1:41.304</b>	+1.491	15:42:19.034
3	<b>1:41.059</b>	+1.246	15:44:00.093
4	<b>1:39.813</b>	-	15:45:39.906

Powerbikes

Anglesey 2.100 Miles

Race 11

24/06/2007 14:55

Race (4 Laps)

Competitors	Laps			
	1	2	3	4
Michael Pearson (136)	136	136	136	136
Kirk Jamison (15)	15	15	15	15
Craig Beggs (144)	144	144	144	144
Mark Johnson (129)	129	129	129	129
Edward Haddock (6)	6	6	6	6
David Bath (100)	100	40	51	51
John Colling (40)	40	51	40	40
Jay Dunn (51)	51	100	100	100
Robert Woods (8)	8	8	8	8
Peter Whiteside (24)	24	24	70	70
Peter Newell (185)	185	185	24	14
Mathew Percy (14)	14	14	14	24
Steven Titterington (70)	70	70	185	185
Adrian Williams (5)	5	5	5	5
Dylan Wright (18)	18	18	18	18
Tony Rainford (41)	41	41	41	22
Evan Delaney (22)	22	22	22	55
Darren Johnson (55)	55	55	55	52
Victoria Grimmer (3)	3	115	52	115
Andy Gibson (115)	115	52	115	41
Graeme Winstanley (23)	23	23	66	66
Marty Lennon (52)	52	66	23	23
Andy Jones (66)	66	19	19	19
Coyles Wright (19)	19			
-	25			

Powerbikes

Anglesey 2.100 Miles

Race 13

24/06/2007 15:26

Race (4 Laps)

Pos	No.	Name	Class	Laps	Total Tm	Gap	Diff	Avg. Speed	Best Tm
1	25	Seamus Meally	Powerbike 1	4	6:47.044	-	-	74.292	1:39.021
2	45	John Simpson	Powerbike	4	6:50.402	+3.358	+3.358	73.684	1:38.755
3	33	Chris Gibson	Powerbike 1	4	6:52.322	+1.920	+5.278	73.341	1:40.951
4	91	Philip Worthington	Powerbike	4	6:52.738	+0.416	+5.694	73.267	1:40.956
5	42	Steven Hill	Powerbike 1	4	6:54.768	+2.030	+7.724	72.908	1:41.598
6	67	David Jones	Powerbike 1	4	6:55.222	+0.454	+8.178	72.829	1:41.103
7	78	John Francom	Powerbike	4	6:58.931	+3.709	+11.887	72.184	1:42.066
8	36	Dave Lynch	Powerbike	4	6:59.291	+0.360	+12.247	72.122	1:41.884
9	81	Anita Doran	Powerbike	4	7:00.144	+0.853	+13.100	71.975	1:42.599
10	16	James Powell	Powerbike	4	7:04.679	+4.535	+17.635	71.207	1:43.741
11	26	Mark Crofts	Powerbike 1	4	7:05.947	+1.268	+18.903	70.995	1:42.709
12	30	David Hill	Powerbike	4	7:06.537	+0.590	+19.493	70.897	1:43.785
13	59	Jon Webb	Supersport 600	4	7:10.949	+4.412	+23.905	70.171	1:44.699
14	75	Barry Graham	Powerbike 1	4	7:17.214	+6.265	+30.170	69.165	1:46.478
15	118	Mark Houston	Powerbike 1	4	7:17.625	+0.411	+30.581	69.100	1:46.512
16	7	Steve Poole	Powerbike	4	7:18.548	+0.923	+31.504	68.955	1:46.493
17	44	Adam Nix	Powerbike 1	4	7:34.627	+16.079	+47.583	66.516	1:49.988
18	59	Richard Ashworth	Powerbike	1	1:49.651	3 Laps	3 Laps	68.946	----

Margin of Victory

Avg. Speed

Best Lap Tm

Best Spd

Best Lap by

+3.358

74.292

1:38.755

76.553

[45] John Simpson

# Nantwich & D.M.C & Cheshire M.C.R.R.C

Powerbikes

Anglesey 2.100 Miles

Race 13

24/06/2007 15:26

Race (4 Laps)

Lap	Lap Tm	Diff	Time of Day
<b>(25) Seamus Meally</b>			
1	-:--		16:08:20.900
2	<b>1:41.582</b>	+2.561	16:10:02.482
3	<b>1:39.150</b>	+0.129	16:11:41.632
4	<b>1:39.021</b>	-	16:13:20.653

Lap	Lap Tm	Diff	Time of Day
<b>(45) John Simpson</b>			
1	-:--		16:08:20.284
2	<b>1:42.871</b>	+4.116	16:10:03.155
3	<b>1:42.101</b>	+3.346	16:11:45.256
4	<b>1:38.755</b>	-	16:13:24.011

Lap	Lap Tm	Diff	Time of Day
<b>(55) Darren Johnson</b>			
1	-:--		16:08:21.507
2	<b>1:42.042</b>	+1.953	16:10:03.549
3	<b>1:40.993</b>	+0.904	16:11:44.542
4	<b>1:40.089</b>	-	16:13:24.631

Lap	Lap Tm	Diff	Time of Day
<b>(33) Chris Gibson</b>			
1	-:--		16:08:20.634
2	<b>1:41.652</b>	+0.701	16:10:02.286
3	<b>1:42.694</b>	+1.743	16:11:44.980
4	<b>1:40.951</b>	-	16:13:25.931

Lap	Lap Tm	Diff	Time of Day
<b>(91) Philip Worthington</b>			
1	-:--		16:08:21.116
2	<b>1:42.181</b>	+1.225	16:10:03.297
3	<b>1:42.094</b>	+1.138	16:11:45.391
4	<b>1:40.956</b>	-	16:13:26.347

Lap	Lap Tm	Diff	Time of Day
<b>(42) Steven Hill</b>			
1	-:--		16:08:22.771
2	<b>1:41.916</b>	+0.318	16:10:04.687
3	<b>1:41.598</b>	-	16:11:46.285
4	<b>1:42.092</b>	+0.494	16:13:28.377

Lap	Lap Tm	Diff	Time of Day
<b>(67) David Jones</b>			
1	-:--		16:08:23.639
2	<b>1:42.976</b>	+1.873	16:10:06.615
3	<b>1:41.103</b>	-	16:11:47.718
4	<b>1:41.113</b>	+0.010	16:13:28.831

Lap	Lap Tm	Diff	Time of Day
<b>(78) John Francom</b>			
1	-:--		16:08:23.877
2	<b>1:43.530</b>	+1.464	16:10:07.407
3	<b>1:42.066</b>	-	16:11:49.473
4	<b>1:43.067</b>	+1.001	16:13:32.540

Lap	Lap Tm	Diff	Time of Day
<b>(36) Dave Lynch</b>			
1	-:--		16:08:24.534
2	<b>1:43.654</b>	+1.770	16:10:08.188
3	<b>1:42.828</b>	+0.944	16:11:51.016
4	<b>1:41.884</b>	-	16:13:32.900

Lap	Lap Tm	Diff	Time of Day
<b>(81) Anita Doran</b>			
1	-:--		16:08:24.309
2	<b>1:43.556</b>	+0.957	16:10:07.865
3	<b>1:42.599</b>	-	16:11:50.464
4	<b>1:43.289</b>	+0.690	16:13:33.753

Lap	Lap Tm	Diff	Time of Day
<b>(16) James Powell</b>			
1	-:--		16:08:26.256
2	<b>1:44.285</b>	+0.544	16:10:10.541
3	<b>1:43.741</b>	-	16:11:54.282
4	<b>1:44.006</b>	+0.265	16:13:38.288

Lap	Lap Tm	Diff	Time of Day
<b>(26) Mark Crofts</b>			
1	-:--		16:08:28.293
2	<b>1:44.844</b>	+2.135	16:10:13.137
3	<b>1:43.710</b>	+1.001	16:11:56.847
4	<b>1:42.709</b>	-	16:13:39.556

Lap	Lap Tm	Diff	Time of Day
<b>(30) David Hill</b>			
1	-:--		16:08:25.891
2	<b>1:43.785</b>	-	16:10:09.676
3	<b>1:44.352</b>	+0.567	16:11:54.028
4	<b>1:46.118</b>	+2.333	16:13:40.146

Lap	Lap Tm	Diff	Time of Day
<b>(59) Jon Webb</b>			
1	-:--		16:08:29.186
2	<b>1:45.851</b>	+1.152	16:10:15.037
3	<b>1:44.699</b>	-	16:11:59.736
4	<b>1:44.822</b>	+0.123	16:13:44.558

Lap	Lap Tm	Diff	Time of Day
<b>(75) Barry Graham</b>			
1	-:--		16:08:30.041
2	<b>1:46.768</b>	+0.290	16:10:16.809
3	<b>1:47.536</b>	+1.058	16:12:04.345
4	<b>1:46.478</b>	-	16:13:50.823

Lap	Lap Tm	Diff	Time of Day
<b>(118) Mark Houston</b>			
1	-:--		16:08:30.308
2	<b>1:47.617</b>	+1.105	16:10:17.925
3	<b>1:46.512</b>	-	16:12:04.437
4	<b>1:46.797</b>	+0.285	16:13:51.234

Lap	Lap Tm	Diff	Time of Day
<b>(7) Steve Poole</b>			
1	-:--		16:08:31.027
2	<b>1:46.493</b>	-	16:10:17.520
3	<b>1:46.995</b>	+0.502	16:12:04.515
4	<b>1:47.642</b>	+1.149	16:13:52.157

Lap	Lap Tm	Diff	Time of Day
<b>(44) Adam Nix</b>			
1	-:--		16:08:32.574
2	<b>1:53.274</b>	+3.286	16:10:25.848
3	<b>1:52.400</b>	+2.412	16:12:18.248
4	<b>1:49.988</b>	-	16:14:08.236

Lap	Lap Tm	Diff	Time of Day
<b>(59) Richard Ashworth</b>			
1	-:--		16:08:23.260

Powerbikes

Anglesey 2.100 Miles

Race 13

24/06/2007 15:26

Race (4 Laps)

Competitors	Laps				
	1	2	3	4	
John Simpson (45)	1	45	33	25	25
Chris Gibson (33)	2	33	25	55	45
Seamus Meally (25)	3	25	45	33	55
Philip Worthington (91)	4	91	91	45	33
Darren Johnson (55)	5	55	55	91	91
Steven Hill (42)	6	42	42	42	42
Richard Ashworth (59)	7	59	67	67	67
David Jones (67)	8	67	78	78	78
John Francom (78)	9	78	81	81	36
Anita Doran (81)	10	81	36	36	81
Dave Lynch (36)	11	36	30	30	16
David Hill (30)	12	30	16	16	26
James Powell (16)	13	16	26	26	30
Mark Crofts (26)	14	26	59	59	59
Jon Webb (59)	15	59	75	75	75
Barry Graham (75)	16	75	7	118	118
Mark Houston (118)	17	118	118	7	7
Steve Poole (7)	18	7	44	44	44
Adam Nix (44)	19	44			

125 &amp; 250 GP

Anglesey 2.100 Miles

Timed Practice

24/06/2007 10:12

Practice

Pos	No.	Name	Class	Best Tm	Diff	Gap	Best Spd	In Lap	2nd Best	2nd Lap	Nat
1	15	Chris McAloran	250 GP	1:47.335	-	-	70.434	3	1:50.273	2	
2	4	Nathan Pallett	250 GP	1:47.401	+0.066	+0.066	70.390	3	1:47.477	2	
3	31	Dan Watson	250 GP	1:52.303	+4.968	+4.902	67.318	3	1:55.517	2	
4	20	Darren Jones	125 GP	1:52.607	+5.272	+0.304	67.136	3	1:58.081	2	
5	3	James Edwards	125 GP	1:52.922	+5.587	+0.315	66.949	3	1:55.768	2	
6	10	Jonathan Lodge	125 GP	1:53.524	+6.189	+0.602	66.594	3	1:54.036	2	
7	6	Steve Hall	250 GP	1:54.465	+7.130	+0.941	66.046	3	1:58.346	2	
8	17	Mike Edwards	125 GP	1:55.317	+7.982	+0.852	65.558	3	2:00.349	2	
9	99	James Lodge	125 GP	1:55.362	+8.027	+0.045	65.533	3	2:01.874	2	
10	5	Phillip McConaghy	250 GP	1:55.544	+8.209	+0.182	65.430	3	1:59.929	2	
11	72	Christopher Dean	250 GP	1:55.714	+8.379	+0.170	65.333	3	1:58.118	2	
12	149	Jason Dobson	125 GP	1:56.079	+8.744	+0.365	65.128	3	1:58.271	2	
13	14	Ian McClenaghan	250 GP	1:56.436	+9.101	+0.357	64.928	3	2:04.196	2	
14	50	John Shipley	250 GP	1:56.896	+9.561	+0.460	64.673	3	1:59.474	2	
15	16	Dylan Wyn Davies	125 GP	1:57.578	+10.243	+0.682	64.298	3	2:02.534	2	
16	66	Steve Livingstone	250 GP	1:58.844	+11.509	+1.266	63.613	2	-:--	1	
17	63	Dave Murphy	250 GP	2:00.784	+13.449	+1.940	62.591	3	2:03.939	2	
18	41	Leigh Gibson	125 GP	2:01.558	+14.223	+0.774	62.193	3	2:04.144	2	
19	85	Adam Dudley	125 GP	2:01.629	+14.294	+0.071	62.156	3	2:04.715	2	
20	32	Steve Green	250 GP	2:01.776	+14.441	+0.147	62.081	3	2:04.482	2	
21	18	Paul Minahan	250 GP	2:03.108	+15.773	+1.332	61.409	3	2:04.683	2	
22	19	Sam Wright	250 GP	2:04.885	+17.550	+1.777	60.536	3	2:11.001	2	
23	11	Gavin Clarke	250 GP	2:05.800	+18.465	+0.915	60.095	2	2:06.018	3	
24	8	David Allen	250 GP	2:14.852	+27.517	+9.052	56.061	2	-:--	1	
25	1	Bryn Owen	125 GP	-:--	-	-	-	1	-:--	0	

# Nantwich & D.M.C & Cheshire M.C.R.R.C

125 & 250 GP

Anglesey 2.100 Miles

Timed Practice

24/06/2007 10:12

Practice

Lap	Lap Tm	Diff	Time of Day
<b>(15) Chris McAloran</b>			
1	-:--		10:35:32.095
2	<b>1:50.273</b>	+2.938	10:37:22.368
3	<b>1:47.335</b>	-	10:39:09.703
<b>(4) Nathan Pallett</b>			
1	-:--		10:35:23.307
2	<b>1:47.477</b>	+0.076	10:37:10.784
3	<b>1:47.401</b>	-	10:38:58.185
<b>(31) Dan Watson</b>			
1	-:--		10:35:28.612
2	<b>1:55.517</b>	+3.214	10:37:24.129
3	<b>1:52.303</b>	-	10:39:16.432
<b>(20) Darren Jones</b>			
1	-:--		10:35:41.898
2	<b>1:58.081</b>	+5.474	10:37:39.979
3	<b>1:52.607</b>	-	10:39:32.586
<b>(3) James Edwards</b>			
1	-:--		10:35:46.783
2	<b>1:55.768</b>	+2.846	10:37:42.551
3	<b>1:52.922</b>	-	10:39:35.473
<b>(10) Jonathan Lodge</b>			
1	-:--		10:35:42.350
2	<b>1:54.036</b>	+0.512	10:37:36.386
3	<b>1:53.524</b>	-	10:39:29.910
<b>(6) Steve Hall</b>			
1	-:--		10:35:53.607
2	<b>1:58.346</b>	+3.881	10:37:51.953
3	<b>1:54.465</b>	-	10:39:46.418
<b>(17) Mike Edwards</b>			
1	-:--		10:35:46.927
2	<b>2:00.349</b>	+5.032	10:37:47.276
3	<b>1:55.317</b>	-	10:39:42.593
<b>(99) James Lodge</b>			
1	-:--		10:35:45.141
2	<b>2:01.874</b>	+6.512	10:37:47.015
3	<b>1:55.362</b>	-	10:39:42.377
<b>(5) Philip McConaghy</b>			
1	-:--		10:36:00.283
2	<b>1:59.929</b>	+4.385	10:38:00.212
3	<b>1:55.544</b>	-	10:39:55.756
<b>(72) Christopher Dean</b>			
1	-:--		10:35:43.452
2	<b>1:58.118</b>	+2.404	10:37:41.570
3	<b>1:55.714</b>	-	10:39:37.284
<b>(149) Jason Dobson</b>			
1	-:--		10:35:40.853
2	<b>1:58.271</b>	+2.192	10:37:39.124
3	<b>1:56.079</b>	-	10:39:35.203
<b>(14) Ian McClenaghan</b>			
1	-:--		10:35:54.196
2	<b>2:04.196</b>	+7.760	10:37:58.392
3	<b>1:56.436</b>	-	10:39:54.828

Lap	Lap Tm	Diff	Time of Day
<b>(50) John Shipley</b>			
1	-:--		10:35:51.285
2	<b>1:59.474</b>	+2.578	10:37:50.759
3	<b>1:56.896</b>	-	10:39:47.655
<b>(16) Dylan Wyn Davies</b>			
1	-:--		10:35:47.136
2	<b>2:02.534</b>	+4.956	10:37:49.670
3	<b>1:57.578</b>	-	10:39:47.248
<b>(66) Steve Livingstone</b>			
1	-:--		10:37:09.910
2	<b>1:58.844</b>	-	10:39:08.754
<b>(63) Dave Murphy</b>			
1	-:--		10:35:58.859
2	<b>2:03.939</b>	+3.155	10:38:02.798
3	<b>2:00.784</b>	-	10:40:03.582
<b>(41) Leigh Gibson</b>			
1	-:--		10:35:56.279
2	<b>2:04.144</b>	+2.586	10:38:00.423
3	<b>2:01.558</b>	-	10:40:01.981
<b>(85) Adam Dudley</b>			
1	-:--		10:35:44.604
2	<b>2:04.715</b>	+3.086	10:37:49.319
3	<b>2:01.629</b>	-	10:39:50.948
<b>(32) Steve Green</b>			
1	-:--		10:36:05.673
2	<b>2:04.482</b>	+2.706	10:38:10.155
3	<b>2:01.776</b>	-	10:40:11.931
<b>(18) Paul Minahan</b>			
1	-:--		10:35:53.175
2	<b>2:04.683</b>	+1.575	10:37:57.858
3	<b>2:03.108</b>	-	10:40:00.966
<b>(19) Sam Wright</b>			
1	-:--		10:36:19.910
2	<b>2:11.001</b>	+6.116	10:38:30.911
3	<b>2:04.885</b>	-	10:40:35.796
<b>(11) Gavin Clarke</b>			
1	-:--		10:36:01.286
2	<b>2:05.800</b>	-	10:38:07.086
3	<b>2:06.018</b>	+0.218	10:40:13.104
<b>(8) David Allen</b>			
1	-:--		10:36:24.950
2	<b>2:14.852</b>	-	10:38:39.802
<b>(1) Bryn Owen</b>			
1	-:--		10:35:25.589

Lap	Lap Tm	Diff	Time of Day
-----	--------	------	-------------

# Nantwich & D.M.C & Cheshire M.C.R.R.C


125 & 250 GP

Races 2 & 12

Race (5 Laps)


Anglesey 2.100 Miles

24/06/2007 11:55



[2:14.852] [8] David Allen	[2:05.800] [11] Gavin Clarke	[2:04.885] [19] Sam Wright	[-:--] [1] Bryn Owen	7
<b>24</b> [2:01.776] [32] Steve Green	<b>23</b> [2:01.629] [85] Adam Dudley	<b>22</b> [2:01.558] [41] Leigh Gibson	<b>25</b> [2:03.108] [18] Paul Minahan	6
<b>20</b> [1:58.844] [66] Steve Livingstone	<b>19</b> [1:57.578] [16] Dylan Wyn Davies	<b>18</b> [1:56.896] [50] John Shipley	<b>21</b> [2:00.784] [63] Dave Murphy	5
<b>16</b> [1:56.079] [149] Jason Dobson	<b>15</b> [1:55.714] [72] Christopher Dean	<b>14</b> [1:55.544] [5] Philip McConaghy	<b>17</b> [1:56.436] [14] Ian McClenaghan	4
<b>12</b> [1:55.317] [17] Mike Edwards	<b>11</b> [1:54.465] [6] Steve Hall	<b>10</b> [1:53.524] [10] Jonathan Lodge	<b>13</b> [1:55.362] [99] James Lodge	3
<b>8</b> [1:52.607] [20] Darren Jones	<b>7</b> [1:52.303] [31] Dan Watson	<b>6</b> [1:47.401] [4] Nathan Pallett	<b>9</b> [1:52.922] [3] James Edwards	2
<b>4</b>	<b>3</b>	<b>2</b>	<b>5</b> [1:47.335] [15] Chris McAloran	1
			<b>1</b>	

Starting Grid for Races 2 & 12



125 & 250 GP

Anglesey 2.100 Miles

Race 2

24/06/2007 12:24

Race (5 Laps)

Pos	No.	Name	Class	Laps	Total Tm	Gap	Diff	Avg. Speed	Best Tm
<b>125 GP</b>									
1	99	James Lodge	125 GP	5	8:24.116	-	-	<b>74.983</b>	1:38.819
2	10	Jonathan Lodge	125 GP	5	8:25.934	+1.818	+1.818	<b>74.713</b>	1:39.333
3	1	Bryn Owen	125 GP	5	8:26.022	+0.088	+1.906	<b>74.700</b>	1:38.912
4	20	Darren Jones	125 GP	5	8:42.761	+16.739	+18.645	<b>72.308</b>	1:42.643
5	17	Mike Edwards	125 GP	5	8:44.347	+1.586	+20.231	<b>72.090</b>	1:43.052
6	149	Jason Dobson	125 GP	5	8:53.525	+9.178	+29.409	<b>70.850</b>	1:44.094
7	41	Leigh Gibson	125 GP	5	9:21.755	+28.230	+57.639	<b>67.289</b>	1:50.411
8	85	Adam Dudley	125 GP	4	7:00.403	1 Lap	1 Lap	<b>71.931</b>	1:43.066
9	3	James Edwards	125 GP	4	7:00.732	+0.329	+0.329	<b>71.875</b>	1:43.113
DNF	16	Dylan Wyn Davies	125 GP	0	-:--	-	-	-	-:--

<b>250 GP</b>									
1	15	Chris McAloran	250 GP	5	8:04.738	-	-	<b>77.980</b>	1:35.653
2	32	Steve Green	250 GP	5	8:27.382	+22.644	+22.644	<b>74.500</b>	1:39.080
3	18	Paul Minahan	250 GP	5	8:42.125	+14.743	+37.387	<b>72.396</b>	1:42.298
4	11	Gavin Clarke	250 GP	5	8:42.505	+0.380	+37.767	<b>72.344</b>	1:42.263
5	63	Dave Murphy	250 GP	5	8:44.969	+2.464	+40.231	<b>72.004</b>	1:41.396
6	6	Steve Hall	250 GP	5	8:48.456	+3.487	+43.718	<b>71.529</b>	1:44.019
7	50	John Shipley	250 GP	5	8:48.907	+0.451	+44.169	<b>71.468</b>	1:43.255
8	8	David Allen	250 GP	5	8:53.223	+4.316	+48.485	<b>70.890</b>	1:43.063
9	19	Sam Wright	250 GP	5	9:07.805	+14.582	+1:03.067	<b>69.003</b>	1:44.342
10	66	Steve Livingstone	250 GP	5	9:09.234	+1.429	+1:04.496	<b>68.823</b>	1:47.491
11	72	Christopher Dean	250 GP	3	5:13.009	2 Laps	2 Laps	<b>72.458</b>	1:42.113
12	14	Ian McClenaghan	250 GP	3	5:21.414	+8.405	+8.405	<b>70.563</b>	1:42.137
13	12	Derek Welch	250 GP	2	3:16.815	1 Lap	3 Laps	<b>76.823</b>	1:35.551
14	31	Dan Watson	250 GP	1	1:43.418	1 Lap	4 Laps	<b>73.101</b>	-:--
15	5	Philip McConaghy	250 GP	1	1:50.451	+7.033	+7.033	<b>68.447</b>	-:--
DNF	4	Nathan Pallett	250 GP	0	-:--	-	-	-	-:--

Margin of Victory	Avg. Speed	Best Lap Tm	Best Spd	Best Lap by
+19.378	77.980	1:35.551	79.120	[12] Derek Welch

# Nantwich & D.M.C & Cheshire M.C.R.R.C

125 & 250 GP

Anglesey 2.100 Miles

Race 2

24/06/2007 12:24

Race (5 Laps)

Lap	Lap Tm	Diff	Time of Day
<b>(15) Chris McAloran</b>			
1	-:--		12:25:45.107
2	<b>1:36.505</b>	+0.852	12:27:21.612
3	<b>1:35.653</b>	-	12:28:57.265
4	<b>1:36.134</b>	+0.481	12:30:33.399
5	<b>1:36.389</b>	+0.736	12:32:09.788
<b>(99) James Lodge</b>			
1	-:--		12:25:51.042
2	<b>1:40.643</b>	+1.824	12:27:31.685
3	<b>1:39.325</b>	+0.506	12:29:11.010
4	<b>1:38.819</b>	-	12:30:49.829
5	<b>1:39.337</b>	+0.518	12:32:29.166
<b>(10) Jonathan Lodge</b>			
1	-:--		12:25:51.552
2	<b>1:40.624</b>	+1.291	12:27:32.176
3	<b>1:39.333</b>	-	12:29:11.509
4	<b>1:39.899</b>	+0.566	12:30:51.408
5	<b>1:39.576</b>	+0.243	12:32:30.984
<b>(1) Bryn Owen</b>			
1	-:--		12:25:51.089
2	<b>1:40.788</b>	+1.876	12:27:31.877
3	<b>1:40.767</b>	+1.855	12:29:12.644
4	<b>1:39.516</b>	+0.604	12:30:52.160
5	<b>1:38.912</b>	-	12:32:31.072
<b>(32) Steve Green</b>			
1	-:--		12:25:52.201
2	<b>1:41.866</b>	+2.786	12:27:34.067
3	<b>1:39.675</b>	+0.595	12:29:13.742
4	<b>1:39.610</b>	+0.530	12:30:53.352
5	<b>1:39.080</b>	-	12:32:32.432
<b>(18) Paul Minahan</b>			
1	-:--		12:25:54.963
2	<b>1:43.901</b>	+1.603	12:27:38.864
3	<b>1:42.298</b>	-	12:29:21.162
4	<b>1:43.223</b>	+0.925	12:31:04.385
5	<b>1:42.790</b>	+0.492	12:32:47.175
<b>(11) Gavin Clarke</b>			
1	-:--		12:25:56.682
2	<b>1:43.415</b>	+1.152	12:27:40.097
3	<b>1:42.263</b>	-	12:29:22.360
4	<b>1:42.733</b>	+0.470	12:31:05.093
5	<b>1:42.462</b>	+0.199	12:32:47.555
<b>(20) Darren Jones</b>			
1	-:--		12:25:51.572
2	<b>1:42.643</b>	-	12:27:34.215
3	<b>1:42.658</b>	+0.015	12:29:16.873
4	<b>1:45.134</b>	+2.491	12:31:02.007
5	<b>1:45.804</b>	+3.161	12:32:47.811
<b>(17) Mike Edwards</b>			
1	-:--		12:25:54.661
2	<b>1:43.187</b>	+0.135	12:27:37.848
3	<b>1:43.052</b>	-	12:29:20.900
4	<b>1:45.198</b>	+2.146	12:31:06.098
5	<b>1:43.299</b>	+0.247	12:32:49.397
<b>(63) Dave Murphy</b>			
1	-:--		12:25:57.375

Lap	Lap Tm	Diff	Time of Day
2	<b>1:44.182</b>	+2.786	12:27:41.557
3	<b>1:43.011</b>	+1.615	12:29:24.568
4	<b>1:44.055</b>	+2.659	12:31:08.623
5	<b>1:41.396</b>	-	12:32:50.019
<b>(6) Steve Hall</b>			
1	-:--		12:25:56.337
2	<b>1:44.226</b>	+0.207	12:27:40.563
3	<b>1:44.635</b>	+0.616	12:29:25.198
4	<b>1:44.019</b>	-	12:31:09.217
5	<b>1:44.289</b>	+0.270	12:32:53.506
<b>(50) John Shipley</b>			
1	-:--		12:25:56.497
2	<b>1:44.526</b>	+1.271	12:27:41.023
3	<b>1:43.255</b>	-	12:29:24.278
4	<b>1:44.227</b>	+0.972	12:31:08.505
5	<b>1:45.452</b>	+2.197	12:32:53.957
<b>(8) David Allen</b>			
1	-:--		12:26:01.504
2	<b>1:45.421</b>	+2.358	12:27:46.925
3	<b>1:44.364</b>	+1.301	12:29:31.289
4	<b>1:43.921</b>	+0.858	12:31:15.210
5	<b>1:43.063</b>	-	12:32:58.273
<b>(149) Jason Dobson</b>			
1	-:--		12:25:59.307
2	<b>1:45.710</b>	+1.616	12:27:45.017
3	<b>1:45.114</b>	+1.020	12:29:30.131
4	<b>1:44.094</b>	-	12:31:14.225
5	<b>1:44.350</b>	+0.256	12:32:58.575
<b>(19) Sam Wright</b>			
1	-:--		12:26:06.434
2	<b>1:48.707</b>	+4.365	12:27:55.141
3	<b>1:47.595</b>	+3.253	12:29:42.736
4	<b>1:45.777</b>	+1.435	12:31:28.513
5	<b>1:44.342</b>	-	12:33:12.855
<b>(66) Steve Livingstone</b>			
1	-:--		12:26:02.149
2	<b>1:48.905</b>	+1.414	12:27:51.054
3	<b>1:47.974</b>	+0.483	12:29:39.028
4	<b>1:47.765</b>	+0.274	12:31:26.793
5	<b>1:47.491</b>	-	12:33:14.284
<b>(41) Leigh Gibson</b>			
1	-:--		12:26:00.488
2	<b>1:50.411</b>	-	12:27:50.899
3	<b>1:50.780</b>	+0.369	12:29:41.679
4	<b>1:50.636</b>	+0.225	12:31:32.315
5	<b>1:54.490</b>	+4.079	12:33:26.805
<b>(85) Adam Dudley</b>			
1	-:--		12:25:54.048
2	<b>1:43.066</b>	-	12:27:37.114
3	<b>1:43.196</b>	+0.130	12:29:20.310
4	<b>1:45.143</b>	+2.077	12:31:05.453
<b>(3) James Edwards</b>			
1	-:--		12:25:54.360
2	<b>1:43.113</b>	-	12:27:37.473
3	<b>1:44.094</b>	+0.981	12:29:21.567
4	<b>1:44.215</b>	+1.102	12:31:05.782

Lap	Lap Tm	Diff	Time of Day
<b>(72) Christopher Dean</b>			
1	-:--		12:25:52.330
2	<b>1:42.113</b>	-	12:27:34.443
3	<b>1:43.616</b>	+1.503	12:29:18.059
<b>(14) Ian McClenaghan</b>			
1	-:--		12:25:56.108
2	<b>1:42.137</b>	-	12:27:38.245
3	<b>1:48.219</b>	+6.082	12:29:26.464
<b>(12) Derek Welch</b>			
1	-:--		12:25:46.314
2	<b>1:35.551</b>	-	12:27:21.865
<b>(31) Dan Watson</b>			
1	-:--		12:25:48.468
<b>(5) Philip McConaghy</b>			
1	-:--		12:25:55.501


125 & 250 GP

Anglesey 2.100 Miles

Race 2

24/06/2007 12:24

Race (5 Laps)



Competitors	Laps				
	1	2	3	4	5
Chris McAloran (15)	15	15	15	15	15
Derek Welch (12)	12	12	99	99	99
Dan Watson (31)	31	99	10	10	10
James Lodge (99)	99	1	1	1	1
Bryn Owen (1)	1	10	32	32	32
Jonathan Lodge (10)	10	32	20	20	18
Darren Jones (20)	20	20	72	18	11
Steve Green (32)	32	72	85	11	20
Christopher Dean (72)	72	85	17	85	17
Adam Dudley (85)	85	3	18	3	63
James Edwards (3)	3	17	3	17	6
Mike Edwards (17)	17	14	11	50	50
Paul Minahan (18)	18	18	50	63	8
Philip McConaghy (5)	5	11	63	6	149
Ian McClenaghan (14)	14	6	6	149	19
Steve Hall (6)	6	50	14	8	66
John Shipley (50)	50	63	149	66	41
Gavin Clarke (11)	11	149	8	19	
Dave Murphy (63)	63	8	66	41	
Jason Dobson (149)	149	41	41		
Leigh Gibson (41)	41	66	19		
David Allen (8)	8	19			
Steve Livingstone (66)	66				
Sam Wright (19)	19				
-	25				
-	26				

125 & 250 GP

Anglesey 2.100 Miles

Race 12

24/06/2007 15:52

Race (4 Laps)

Pos	No.	Name	Class	Laps	Total Tm	Gap	Diff	Avg. Speed	Best Tm
<b>125 GP</b>									
1	1	Bryn Owen	125 GP	4	6:45.352	-	-	<b>74.602</b>	1:39.166
2	16	Dylan Wyn Davies	125 GP	4	6:50.992	<b>+5.640</b>	<b>+5.640</b>	<b>73.578</b>	1:40.037
3	10	Jonathan Lodge	125 GP	4	6:56.629	<b>+5.637</b>	<b>+11.277</b>	<b>72.583</b>	1:40.975
4	99	James Lodge	125 GP	4	6:58.574	<b>+1.945</b>	<b>+13.222</b>	<b>72.245</b>	1:40.562
5	149	Jason Dobson	125 GP	4	7:04.048	<b>+5.474</b>	<b>+18.696</b>	<b>71.313</b>	1:42.113
6	17	Mike Edwards	125 GP	4	7:06.895	<b>+2.847</b>	<b>+21.543</b>	<b>70.837</b>	1:43.278
7	20	Darren Jones	125 GP	4	7:14.818	<b>+7.923</b>	<b>+29.466</b>	<b>69.546</b>	1:46.421
8	85	Adam Dudley	125 GP	4	7:20.859	<b>+6.041</b>	<b>+35.507</b>	<b>68.593</b>	1:45.630
9	41	Leigh Gibson	125 GP	4	7:21.171	<b>+0.312</b>	<b>+35.819</b>	<b>68.545</b>	1:47.272

**250 GP**

1	15	Chris McAloran	250 GP	4	6:28.460	-	-	<b>77.846</b>	1:35.357
2	4	Nathan Pallett	250 GP	4	6:38.608	<b>+10.148</b>	<b>+10.148</b>	<b>75.864</b>	1:36.255
3	32	Steve Green	250 GP	4	6:43.092	<b>+4.484</b>	<b>+14.632</b>	<b>75.020</b>	1:39.503
4	11	Gavin Clarke	250 GP	4	6:51.081	<b>+7.989</b>	<b>+22.621</b>	<b>73.562</b>	1:41.392
5	18	Paul Minahan	250 GP	4	6:54.548	<b>+3.467</b>	<b>+26.088</b>	<b>72.947</b>	1:40.534
6	5	Philip McConaghy	250 GP	4	6:57.420	<b>+2.872</b>	<b>+28.960</b>	<b>72.445</b>	1:40.014
7	6	Steve Hall	250 GP	4	6:59.416	<b>+1.996</b>	<b>+30.956</b>	<b>72.100</b>	1:41.263
8	14	Ian McClenaghan	250 GP	4	6:59.544	<b>+0.128</b>	<b>+31.084</b>	<b>72.078</b>	1:41.069
9	72	Christopher Dean	250 GP	4	7:01.061	<b>+1.517</b>	<b>+32.601</b>	<b>71.819</b>	1:43.689
10	50	John Shipley	250 GP	4	7:06.367	<b>+5.306</b>	<b>+37.907</b>	<b>70.925</b>	1:44.423
11	8	David Allen	250 GP	4	7:11.508	<b>+5.141</b>	<b>+43.048</b>	<b>70.080</b>	1:44.843
12	19	Sam Wright	250 GP	4	7:11.964	<b>+0.456</b>	<b>+43.504</b>	<b>70.006</b>	1:45.775
13	63	Dave Murphy	250 GP	4	7:11.969	<b>+0.005</b>	<b>+43.509</b>	<b>70.005</b>	1:43.448
14	66	Steve Livingstone	250 GP	4	7:27.220	<b>+15.251</b>	<b>+58.760</b>	<b>67.618</b>	1:48.355
15	31	Dan Watson	250 GP	2	3:30.957	<b>2 Laps</b>	<b>2 Laps</b>	<b>71.673</b>	1:42.742
16	12	Derek Welch	250 GP	1	1:42.472	<b>1 Lap</b>	<b>3 Laps</b>	<b>73.776</b>	----

Margin of Victory	Avg. Speed	Best Lap Tm	Best Spd	Best Lap by
+10.148	77.846	1:35.357	79.281	[15] Chris McAloran

# Nantwich & D.M.C & Cheshire M.C.R.R.C


125 & 250 GP

Anglesey 2.100 Miles

Race 12

24/06/2007 15:52

Race (4 Laps)



Lap	Lap Tm	Diff	Time of Day
<b>(15) Chris McAloran</b>			
1	-:--		15:54:37.552
2	<b>1:36.138</b>	+0.781	15:56:13.690
3	<b>1:35.488</b>	+0.131	15:57:49.178
4	<b>1:35.357</b>	-	15:59:24.535

Lap	Lap Tm	Diff	Time of Day
<b>(4) Nathan Pallett</b>			
1	-:--		15:54:42.698
2	<b>1:38.221</b>	+1.966	15:56:20.919
3	<b>1:37.509</b>	+1.254	15:57:58.428
4	<b>1:36.255</b>	-	15:59:34.683

Lap	Lap Tm	Diff	Time of Day
<b>(32) Steve Green</b>			
1	-:--		15:54:39.670
2	<b>1:39.923</b>	+0.420	15:56:19.593
3	<b>1:40.071</b>	+0.568	15:57:59.664
4	<b>1:39.503</b>	-	15:59:39.167

Lap	Lap Tm	Diff	Time of Day
<b>(1) Bryn Owen</b>			
1	-:--		15:54:43.322
2	<b>1:39.615</b>	+0.449	15:56:22.937
3	<b>1:39.166</b>	-	15:58:02.103
4	<b>1:39.324</b>	+0.158	15:59:41.427

Lap	Lap Tm	Diff	Time of Day
<b>(16) Dylan Wyn Davies</b>			
1	-:--		15:54:45.545
2	<b>1:40.037</b>	-	15:56:25.582
3	<b>1:40.081</b>	+0.044	15:58:05.663
4	<b>1:41.404</b>	+1.367	15:59:47.067

Lap	Lap Tm	Diff	Time of Day
<b>(11) Gavin Clarke</b>			
1	-:--		15:54:42.368
2	<b>1:41.505</b>	+0.113	15:56:23.873
3	<b>1:41.891</b>	+0.499	15:58:05.764
4	<b>1:41.392</b>	-	15:59:47.156

Lap	Lap Tm	Diff	Time of Day
<b>(18) Paul Minahan</b>			
1	-:--		15:54:46.725
2	<b>1:42.302</b>	+1.768	15:56:29.027
3	<b>1:41.062</b>	+0.528	15:58:10.089
4	<b>1:40.534</b>	-	15:59:50.623

Lap	Lap Tm	Diff	Time of Day
<b>(10) Jonathan Lodge</b>			
1	-:--		15:54:47.232
2	<b>1:42.569</b>	+1.594	15:56:29.801
3	<b>1:41.928</b>	+0.953	15:58:11.729
4	<b>1:40.975</b>	-	15:59:52.704

Lap	Lap Tm	Diff	Time of Day
<b>(5) Philip McConaghy</b>			
1	-:--		15:54:46.694
2	<b>1:42.646</b>	+2.632	15:56:29.340
3	<b>1:44.141</b>	+4.127	15:58:13.481
4	<b>1:40.014</b>	-	15:59:53.495

Lap	Lap Tm	Diff	Time of Day
<b>(99) James Lodge</b>			
1	-:--		15:54:48.880
2	<b>1:44.019</b>	+3.457	15:56:32.899
3	<b>1:41.188</b>	+0.626	15:58:14.087
4	<b>1:40.562</b>	-	15:59:54.649

Lap	Lap Tm	Diff	Time of Day
<b>(6) Steve Hall</b>			
1	-:--		15:54:47.689
2	<b>1:44.081</b>	+2.818	15:56:31.770
3	<b>1:42.458</b>	+1.195	15:58:14.228
4	<b>1:41.263</b>	-	15:59:55.491

Lap	Lap Tm	Diff	Time of Day
<b>(14) Ian McClenaghan</b>			
1	-:--		15:54:48.403
2	<b>1:43.634</b>	+2.565	15:56:32.037
3	<b>1:42.513</b>	+1.444	15:58:14.550
4	<b>1:41.069</b>	-	15:59:55.619

Lap	Lap Tm	Diff	Time of Day
<b>(72) Christopher Dean</b>			
1	-:--		15:54:44.912
2	<b>1:43.871</b>	+0.182	15:56:28.783
3	<b>1:43.689</b>	-	15:58:12.472
4	<b>1:44.664</b>	+0.975	15:59:57.136

Lap	Lap Tm	Diff	Time of Day
<b>(149) Jason Dobson</b>			
1	-:--		15:54:50.050
2	<b>1:45.009</b>	+2.896	15:56:35.059
3	<b>1:42.951</b>	+0.838	15:58:18.010
4	<b>1:42.113</b>	-	16:00:00.123

Lap	Lap Tm	Diff	Time of Day
<b>(50) John Shipley</b>			
1	-:--		15:54:47.316
2	<b>1:44.423</b>	-	15:56:31.739
3	<b>1:45.841</b>	+1.418	15:58:17.580
4	<b>1:44.862</b>	+0.439	16:00:02.442

Lap	Lap Tm	Diff	Time of Day
<b>(17) Mike Edwards</b>			
1	-:--		15:54:50.549
2	<b>1:45.354</b>	+2.076	15:56:35.903
3	<b>1:43.789</b>	+0.511	15:58:19.692
4	<b>1:43.278</b>	-	16:00:02.970

Lap	Lap Tm	Diff	Time of Day
<b>(8) David Allen</b>			
1	-:--		15:54:51.689
2	<b>1:46.177</b>	+1.334	15:56:37.866
3	<b>1:44.843</b>	-	15:58:22.709
4	<b>1:44.874</b>	+0.031	16:00:07.583

Lap	Lap Tm	Diff	Time of Day
<b>(19) Sam Wright</b>			
1	-:--		15:54:49.897
2	<b>1:46.485</b>	+0.710	15:56:36.382
3	<b>1:45.882</b>	+0.107	15:58:22.264
4	<b>1:45.775</b>	-	16:00:08.039

Lap	Lap Tm	Diff	Time of Day
<b>(63) Dave Murphy</b>			
1	-:--		15:54:44.282
2	<b>1:56.647</b>	+13.199	15:56:40.929
3	<b>1:43.667</b>	+0.219	15:58:24.596
4	<b>1:43.448</b>	-	16:00:08.044

Lap	Lap Tm	Diff	Time of Day
<b>(20) Darren Jones</b>			
1	-:--		15:54:51.126
2	<b>1:46.525</b>	+0.104	15:56:37.651
3	<b>1:46.821</b>	+0.400	15:58:24.472
4	<b>1:46.421</b>	-	16:00:10.893

Lap	Lap Tm	Diff	Time of Day
<b>(85) Adam Dudley</b>			
1	-:--		15:54:55.485
2	<b>1:49.209</b>	+3.579	15:56:44.694
3	<b>1:46.610</b>	+0.980	15:58:31.304
4	<b>1:45.630</b>	-	16:00:16.934

Lap	Lap Tm	Diff	Time of Day
<b>(41) Leigh Gibson</b>			
1	-:--		15:54:52.304
2	<b>1:49.138</b>	+1.866	15:56:41.442
3	<b>1:48.532</b>	+1.260	15:58:29.974
4	<b>1:47.272</b>	-	16:00:17.246

Lap	Lap Tm	Diff	Time of Day
<b>(66) Steve Livingstone</b>			
1	-:--		15:54:56.096
2	<b>1:49.647</b>	+1.292	15:56:45.743
3	<b>1:48.355</b>	-	15:58:34.098
4	<b>1:49.197</b>	+0.842	16:00:23.295

Lap	Lap Tm	Diff	Time of Day
<b>(31) Dan Watson</b>			
1	-:--		15:54:44.290
2	<b>1:42.742</b>	-	15:56:27.032

Lap	Lap Tm	Diff	Time of Day
<b>(12) Derek Welch</b>			
1	-:--		15:54:38.547

125 &amp; 250 GP

Anglesey 2.100 Miles

Race 12

24/06/2007 15:52

Race (4 Laps)

Competitors	Laps			
	1	2	3	4
Chris McAloran (15)	15	15	15	15
Derek Welch (12)	12	32	4	4
Steve Green (32)	32	4	32	32
Gavin Clarke (11)	11	1	1	1
Nathan Pallett (4)	4	11	16	16
Bryn Owen (1)	1	16	11	11
Dave Murphy (63)	63	31	18	18
Dan Watson (31)	31	72	10	10
Christopher Dean (72)	72	18	72	5
Dylan Wyn Davies (16)	16	5	5	99
Philip McConaghy (5)	5	10	99	6
Paul Minahan (18)	18	50	6	14
Jonathan Lodge (10)	10	6	14	72
John Shipley (50)	50	14	50	149
Steve Hall (6)	6	99	149	50
Ian McClenaghan (14)	14	149	17	17
James Lodge (99)	99	17	19	8
Sam Wright (19)	19	19	8	19
Jason Dobson (149)	149	20	20	63
Mike Edwards (17)	17	8	63	20
Darren Jones (20)	20	63	41	85
David Allen (8)	8	41	85	41
Leigh Gibson (41)	41	85	66	66
Adam Dudley (85)	85	66		
Steve Livingstone (66)	66			

Scooter Solo


Anglesey 2.100 Miles

Timed Practice

24/06/2007 10:25

Practice

Pos	No.	Name	Class	Best Tm	Diff	Best Spd	In Lap	Nat	Sponsor
1	70	Charles Edmonds	Scooter solo	<b>2:12.183</b>	-	57.193	3		
2	3	Jon Uffindell	Scooter solo	<b>2:13.511</b>	<b>+1.328</b>	56.625	3		
3	61	Ralph Saxelby	Scooter solo	<b>2:13.641</b>	<b>+1.458</b>	56.569	3		
4	69	Phil Bevis	Scooter solo	<b>2:16.891</b>	<b>+4.708</b>	55.226	3		
5	64	Jason Metivier	Scooter solo	<b>2:17.321</b>	<b>+5.138</b>	55.053	3		
6	21	Tony O'Brien	Scooter solo	<b>2:19.796</b>	<b>+7.613</b>	54.079	3		
7	11	Bill Douglas	Scooter solo	<b>2:20.723</b>	<b>+8.540</b>	53.723	3		
8	38	Stuart Day	Scooter solo	<b>2:21.379</b>	<b>+9.196</b>	53.473	3		
9	2	Eddie Goode	Scooter solo	<b>2:26.204</b>	<b>+14.021</b>	51.709	3		
10	6	John Woods	Scooter solo	<b>2:26.967</b>	<b>+14.784</b>	51.440	3		
11	18	Dan Lewis	Scooter solo	<b>2:27.585</b>	<b>+15.402</b>	51.225	3		
12	81	Stephen Wright	Scooter solo	<b>2:37.568</b>	<b>+25.385</b>	47.979	3		
13	5	Martin Wing	Scooter solo	<b>2:43.220</b>	<b>+31.037</b>	46.318	3		
14	25	Mark Hardy	Scooter solo	<b>2:49.487</b>	<b>+37.304</b>	44.605	3		
15	22	Steven Conneely	Scooter solo	-.----	-	-	1		



Lap	Lap Tm	Diff	Time of Day
<b>(70) Charles Edmonds</b>			
1	-:--		10:45:25.879
2	<b>2:16.429</b>	+4.246	10:47:42.308
3	<b>2:12.183</b>	-	10:49:54.491
<b>(3) Jon Uffindell</b>			
1	-:--		10:45:43.787
2	<b>2:19.893</b>	+6.382	10:48:03.680
3	<b>2:13.511</b>	-	10:50:17.191
<b>(61) Ralph Saxelby</b>			
1	-:--		10:45:32.401
2	<b>2:16.442</b>	+2.801	10:47:48.843
3	<b>2:13.641</b>	-	10:50:02.484
<b>(69) Phil Bevis</b>			
1	-:--		10:45:42.992
2	<b>2:20.733</b>	+3.842	10:48:03.725
3	<b>2:16.891</b>	-	10:50:20.616
<b>(64) Jason Metivier</b>			
1	-:--		10:45:23.988
2	<b>2:21.816</b>	+4.495	10:47:45.804
3	<b>2:17.321</b>	-	10:50:03.125
<b>(21) Tony O'Brien</b>			
1	-:--		10:46:05.225
2	<b>2:22.967</b>	+3.171	10:48:28.192
3	<b>2:19.796</b>	-	10:50:47.988
<b>(11) Bill Douglas</b>			
1	-:--		10:46:03.167
2	<b>2:21.193</b>	+0.470	10:48:24.360
3	<b>2:20.723</b>	-	10:50:45.083
<b>(38) Stuart Day</b>			
1	-:--		10:46:06.509
2	<b>2:21.944</b>	+0.565	10:48:28.453
3	<b>2:21.379</b>	-	10:50:49.832
<b>(2) Eddie Goode</b>			
1	-:--		10:45:19.177
2	<b>2:31.162</b>	+4.958	10:47:50.339
3	<b>2:26.204</b>	-	10:50:16.543
<b>(6) John Woods</b>			
1	-:--		10:45:04.136
2	<b>2:29.901</b>	+2.934	10:47:34.037
3	<b>2:26.967</b>	-	10:50:01.004
<b>(18) Dan Lewis</b>			
1	-:--		10:45:53.219
2	<b>2:30.210</b>	+2.625	10:48:23.429
3	<b>2:27.585</b>	-	10:50:51.014
<b>(81) Stephen Wright</b>			
1	-:--		10:45:43.198
2	<b>2:44.485</b>	+6.917	10:48:27.683
3	<b>2:37.568</b>	-	10:51:05.251
<b>(5) Martin Wing</b>			
1	-:--		10:45:37.230
2	<b>2:51.096</b>	+7.876	10:48:28.326
3	<b>2:43.220</b>	-	10:51:11.546

Lap	Lap Tm	Diff	Time of Day
<b>(25) Mark Hardy</b>			
1	-:--		10:45:24.030
2	<b>2:53.300</b>	+3.813	10:48:17.330
3	<b>2:49.487</b>	-	10:51:06.817
<b>(22) Steven Conneely</b>			
1	-:--		10:45:27.682

Lap	Lap Tm	Diff	Time of Day
-----	--------	------	-------------



Scooter Solo

Anglesey 2.100 Miles

Race 4

24/06/2007 12:57

Race (5 Laps)

Pos	No.	Name	Class	Laps	Total Tm	Gap	Diff	Avg. Speed	Best Tm
1	61	Ralph Saxelby	Scooter solo	5	9:49.736	-	-	64.096	1:56.363
2	70	Charles Edmonds	Scooter solo	5	9:55.658	+5.922	+5.922	63.459	1:57.310
3	38	Stuart Day	Scooter solo	5	10:14.838	+19.180	+25.102	61.480	2:00.474
4	64	Jason Metivier	Scooter solo	5	10:18.179	+3.341	+28.443	61.147	2:00.819
5	53	James Campen	Scooter solo	5	10:19.383	+1.204	+29.647	61.028	2:02.191
6	69	Phil Bevis	Scooter solo	5	10:24.579	+5.196	+34.843	60.521	2:02.966
7	3	Jon Uffindell	Scooter solo	5	10:27.282	+2.703	+37.546	60.260	2:03.504
8	11	Bill Douglas	Scooter solo	5	10:28.140	+0.858	+38.404	60.178	2:03.673
9	18	Dan Lewis	Scooter solo	5	10:30.748	+2.608	+41.012	59.929	2:03.221
10	22	Steven Conneely	Scooter solo	5	10:34.405	+3.657	+44.669	59.583	2:05.147
11	2	Eddie Goode	Scooter solo	5	10:38.928	+4.523	+49.192	59.162	2:06.096
12	81	Stephen Wright	Scooter solo	5	11:01.932	+23.004	+1:12.196	57.106	2:09.165
13	6	John Woods	Scooter solo	5	11:17.862	+15.930	+1:28.126	55.764	2:10.695
14	5	Martin Wing	Scooter solo	5	11:41.394	+23.532	+1:51.658	53.893	2:17.653
15	25	Mark Hardy	Scooter solo	4	10:38.480	1 Lap	1 Lap	47.362	2:36.918
16	15	Stephen Pollitt	Scooter solo	4	11:13.357	+34.877	+34.877	44.909	2:46.415
17	21	Tony O'Brien	Scooter solo	2	4:17.725	2 Laps	3 Laps	58.667	2:05.655

Margin of Victory	Avg. Speed	Best Lap Tm	Best Spd	Best Lap by
+5.922	64.096	1:56.363	64.969	[61] Ralph Saxelby

# Nantwich & D.M.C & Cheshire M.C.R.R.C

Scooter Solo

Anglesey 2.100 Miles

Race 14

24/06/2007 16:21

Race (4 Laps)

Lap	Lap Tm	Diff	Time of Day
<b>(61) Ralph Saxelby</b>			
1	-:--		16:23:27.255
2	<b>1:56.755</b>	+1.528	16:25:24.010
3	<b>1:56.240</b>	+1.013	16:27:20.250
4	<b>1:55.227</b>	-	16:29:15.477

Lap	Lap Tm	Diff	Time of Day
<b>(70) Charles Edmonds</b>			
1	-:--		16:23:27.900
2	<b>1:57.426</b>	+0.596	16:25:25.326
3	<b>1:56.881</b>	+0.051	16:27:22.207
4	<b>1:56.830</b>	-	16:29:19.037

Lap	Lap Tm	Diff	Time of Day
<b>(53) James Campen</b>			
1	-:--		16:23:32.317
2	<b>2:00.205</b>	+0.807	16:25:32.522
3	<b>1:59.398</b>	-	16:27:31.920
4	<b>1:59.824</b>	+0.426	16:29:31.744

Lap	Lap Tm	Diff	Time of Day
<b>(38) Stuart Day</b>			
1	-:--		16:23:32.967
2	<b>1:59.852</b>	+0.183	16:25:32.819
3	<b>1:59.707</b>	+0.038	16:27:32.526
4	<b>1:59.669</b>	-	16:29:32.195

Lap	Lap Tm	Diff	Time of Day
<b>(69) Phil Bevis</b>			
1	-:--		16:23:33.167
2	<b>2:01.757</b>	+1.216	16:25:34.924
3	<b>2:00.541</b>	-	16:27:35.465
4	<b>2:01.269</b>	+0.728	16:29:36.734

Lap	Lap Tm	Diff	Time of Day
<b>(64) Jason Metivier</b>			
1	-:--		16:23:32.804
2	<b>2:02.538</b>	+1.161	16:25:35.342
3	<b>2:01.377</b>	-	16:27:36.719
4	<b>2:02.732</b>	+1.355	16:29:39.451

Lap	Lap Tm	Diff	Time of Day
<b>(18) Dan Lewis</b>			
1	-:--		16:23:34.741
2	<b>2:01.421</b>	+0.047	16:25:36.162
3	<b>2:01.374</b>	-	16:27:37.536
4	<b>2:03.120</b>	+1.746	16:29:40.656

Lap	Lap Tm	Diff	Time of Day
<b>(3) Jon Uffindell</b>			
1	-:--		16:23:33.842
2	<b>2:02.911</b>	-	16:25:36.753
3	<b>2:02.972</b>	+0.061	16:27:39.725
4	<b>2:03.208</b>	+0.297	16:29:42.933

Lap	Lap Tm	Diff	Time of Day
<b>(2) Eddie Goode</b>			
1	-:--		16:23:36.240
2	<b>2:04.624</b>	-	16:25:40.864
3	<b>2:05.057</b>	+0.433	16:27:45.921
4	<b>2:05.433</b>	+0.809	16:29:51.354


Lap	Lap Tm	Diff	Time of Day
<b>(11) Bill Douglas</b>			
1	-:--		16:23:35.666
2	<b>2:05.913</b>	+0.715	16:25:41.579
3	<b>2:05.198</b>	-	16:27:46.777
4	<b>2:07.880</b>	+2.682	16:29:54.657

Lap	Lap Tm	Diff	Time of Day
<b>(6) John Woods</b>			
1	-:--		16:23:41.388
2	<b>2:08.558</b>	+0.182	16:25:49.946
3	<b>2:08.376</b>	-	16:27:58.322
4	<b>2:09.588</b>	+1.212	16:30:07.910

Lap	Lap Tm	Diff	Time of Day
<b>(5) Martin Wing</b>			
1	-:--		16:23:52.097
2	<b>2:20.522</b>	+0.821	16:26:12.619
3	<b>2:20.628</b>	+0.927	16:28:33.247
4	<b>2:19.701</b>	-	16:30:52.948

Lap	Lap Tm	Diff	Time of Day
<b>(25) Mark Hardy</b>			
1	-:--		16:24:08.407
2	<b>2:37.473</b>	-	16:26:45.880
3	<b>2:39.626</b>	+2.153	16:29:25.506

Lap	Lap Tm	Diff	Time of Day
<b>(15) Stephen Porter</b>			
1	-:--		16:24:17.473
2	<b>2:49.433</b>	+0.076	16:27:06.906
3	<b>2:49.357</b>	-	16:29:56.263



Scooter Solo

Anglesey 2.100 Miles

Race 4

24/06/2007 12:57

Race (5 Laps)

Competitors	Laps					
	1	2	3	4	5	
Ralph Saxelby (61)	1	61	61	61	61	61
Stuart Day (38)	2	38	70	70	70	70
Charles Edmonds (70)	3	70	38	38	38	38
Jason Metivier (64)	4	64	64	64	53	64
James Campen (53)	5	53	53	53	64	53
Jon Uffindell (3)	6	3	3	69	69	69
Bill Douglas (11)	7	11	11	18	18	3
Dan Lewis (18)	8	18	69	3	3	11
Phil Bevis (69)	9	69	18	11	11	18
Steven Conneely (22)	10	22	21	22	22	22
Tony O'Brien (21)	11	21	22	2	2	2
Eddie Goode (2)	12	2	2	6	81	81
John Woods (6)	13	6	6	81	6	6
Stephen Wright (81)	14	81	81	5	5	5
Martin Wing (5)	15	5	5	25	25	
Mark Hardy (25)	16	25	25	15	15	
Stephen Pollitt (15)	17	15	15			

Scooter Solo

Anglesey 2.100 Miles

Race 14

24/06/2007 16:21

Race (4 Laps)

Pos	No.	Name	Class	Laps	Total Tm	Gap	Diff	Avg. Speed	Best Tm
1	61	Ralph Saxelby	Scooter solo	4	7:48.971	-	-	64.482	1:55.227
2	70	Charles Edmonds	Scooter solo	4	7:52.531	+3.560	+3.560	63.996	1:56.830
3	53	James Campen	Scooter solo	4	8:05.238	+12.707	+16.267	62.320	1:59.398
4	38	Stuart Day	Scooter solo	4	8:05.689	+0.451	+16.718	62.262	1:59.669
5	69	Phil Bevis	Scooter solo	4	8:10.228	+4.539	+21.257	61.686	2:00.541
6	64	Jason Metivier	Scooter solo	4	8:12.945	+2.717	+23.974	61.346	2:01.377
7	18	Dan Lewis	Scooter solo	4	8:14.150	+1.205	+25.179	61.196	2:01.374
8	3	Jon Uffindell	Scooter solo	4	8:16.427	+2.277	+27.456	60.915	2:02.911
9	2	Eddie Goode	Scooter solo	4	8:24.848	+8.421	+35.877	59.899	2:04.624
10	11	Bill Douglas	Scooter solo	4	8:28.151	+3.303	+39.180	59.510	2:05.198
11	6	John Woods	Scooter solo	4	8:41.404	+13.253	+52.433	57.997	2:08.376
12	5	Martin Wing	Scooter solo	4	9:26.442	+45.038	+1:37.471	53.386	2:19.701
13	25	Mark Hardy	Scooter solo	3	7:59.000	1 Lap	1 Lap	47.349	2:37.473
14	15	Stephen Porter	Scooter solo	3	8:29.757	+30.757	+30.757	44.492	2:49.357

Margin of Victory	Avg. Speed	Best Lap Tm	Best Spd	Best Lap by
+3.560	64.482	1:55.227	65.610	[61] Ralph Saxelby

# Nantwich & D.M.C & Cheshire M.C.R.R.C

Scooter Solo

Anglesey 2.100 Miles

Race 14

24/06/2007 16:21

Race (4 Laps)

Lap	Lap Tm	Diff	Time of Day
<b>(61) Ralph Saxelby</b>			
1	-:--		16:23:27.255
2	<b>1:56.755</b>	+1.528	16:25:24.010
3	<b>1:56.240</b>	+1.013	16:27:20.250
4	<b>1:55.227</b>	-	16:29:15.477

Lap	Lap Tm	Diff	Time of Day
<b>(70) Charles Edmonds</b>			
1	-:--		16:23:27.900
2	<b>1:57.426</b>	+0.596	16:25:25.326
3	<b>1:56.881</b>	+0.051	16:27:22.207
4	<b>1:56.830</b>	-	16:29:19.037

Lap	Lap Tm	Diff	Time of Day
<b>(53) James Campen</b>			
1	-:--		16:23:32.317
2	<b>2:00.205</b>	+0.807	16:25:32.522
3	<b>1:59.398</b>	-	16:27:31.920
4	<b>1:59.824</b>	+0.426	16:29:31.744

Lap	Lap Tm	Diff	Time of Day
<b>(38) Stuart Day</b>			
1	-:--		16:23:32.967
2	<b>1:59.852</b>	+0.183	16:25:32.819
3	<b>1:59.707</b>	+0.038	16:27:32.526
4	<b>1:59.669</b>	-	16:29:32.195

Lap	Lap Tm	Diff	Time of Day
<b>(69) Phil Bevis</b>			
1	-:--		16:23:33.167
2	<b>2:01.757</b>	+1.216	16:25:34.924
3	<b>2:00.541</b>	-	16:27:35.465
4	<b>2:01.269</b>	+0.728	16:29:36.734

Lap	Lap Tm	Diff	Time of Day
<b>(64) Jason Metivier</b>			
1	-:--		16:23:32.804
2	<b>2:02.538</b>	+1.161	16:25:35.342
3	<b>2:01.377</b>	-	16:27:36.719
4	<b>2:02.732</b>	+1.355	16:29:39.451

Lap	Lap Tm	Diff	Time of Day
<b>(18) Dan Lewis</b>			
1	-:--		16:23:34.741
2	<b>2:01.421</b>	+0.047	16:25:36.162
3	<b>2:01.374</b>	-	16:27:37.536
4	<b>2:03.120</b>	+1.746	16:29:40.656

Lap	Lap Tm	Diff	Time of Day
<b>(3) Jon Uffindell</b>			
1	-:--		16:23:33.842
2	<b>2:02.911</b>	-	16:25:36.753
3	<b>2:02.972</b>	+0.061	16:27:39.725
4	<b>2:03.208</b>	+0.297	16:29:42.933

Lap	Lap Tm	Diff	Time of Day
<b>(2) Eddie Goode</b>			
1	-:--		16:23:36.240
2	<b>2:04.624</b>	-	16:25:40.864
3	<b>2:05.057</b>	+0.433	16:27:45.921
4	<b>2:05.433</b>	+0.809	16:29:51.354

Lap	Lap Tm	Diff	Time of Day
<b>(11) Bill Douglas</b>			
1	-:--		16:23:35.666
2	<b>2:05.913</b>	+0.715	16:25:41.579
3	<b>2:05.198</b>	-	16:27:46.777
4	<b>2:07.880</b>	+2.682	16:29:54.657

Lap	Lap Tm	Diff	Time of Day
<b>(6) John Woods</b>			
1	-:--		16:23:41.388
2	<b>2:08.558</b>	+0.182	16:25:49.946
3	<b>2:08.376</b>	-	16:27:58.322
4	<b>2:09.588</b>	+1.212	16:30:07.910

Lap	Lap Tm	Diff	Time of Day
<b>(5) Martin Wing</b>			
1	-:--		16:23:52.097
2	<b>2:20.522</b>	+0.821	16:26:12.619
3	<b>2:20.628</b>	+0.927	16:28:33.247
4	<b>2:19.701</b>	-	16:30:52.948

Lap	Lap Tm	Diff	Time of Day
<b>(25) Mark Hardy</b>			
1	-:--		16:24:08.407
2	<b>2:37.473</b>	-	16:26:45.880
3	<b>2:39.626</b>	+2.153	16:29:25.506

Lap	Lap Tm	Diff	Time of Day
<b>(15) Stephen Porter</b>			
1	-:--		16:24:17.473
2	<b>2:49.433</b>	+0.076	16:27:06.906
3	<b>2:49.357</b>	-	16:29:56.263



**Scooter Solo****Anglesey 2.100 Miles****Race 14****24/06/2007 16:21****Race (4 Laps)**

Competitors	Laps				
	1	2	3	4	
Ralph Saxelby (61)	1	61	61	61	61
Charles Edmonds (70)	2	70	70	70	70
James Campen (53)	3	53	53	53	53
Jason Metivier (64)	4	64	38	38	38
Stuart Day (38)	5	38	69	69	69
Phil Bevis (69)	6	69	64	64	64
Jon Uffindell (3)	7	3	18	18	18
Dan Lewis (18)	8	18	3	3	3
Bill Douglas (11)	9	11	2	2	2
Eddie Goode (2)	10	2	11	11	11
John Woods (6)	11	6	6	6	6
Martin Wing (5)	12	5	5	5	5
Mark Hardy (25)	13	25	25	25	
Stephen Porter (15)	14	15	15	15	

## Supersport 600

Anglesey 2.100 Miles

## Timed Practice

24/06/2007 10:37

## Practice

Pos	No.	Name	Class	Best Tm	Diff	Gap	Best Spd	In Lap	2nd Best	2nd Lap	Nat
1	24	Peter Whiteside	Supersport 600	1:42.965	-	-	73.423	3	1:45.184	2	
2	31	Mark Cheetham	Supersport 600	1:43.980	+1.015	+1.015	72.706	3	1:48.242	2	
3	15	Kirk Jamison	Supersport 600	1:44.125	+1.160	+0.145	72.605	3	1:45.509	2	
4	9	Alastair Seeley	Supersport 600	1:45.868	+2.903	+1.743	71.410	3	1:46.798	2	
5	34	Christopher Mort	Supersport 600	1:46.802	+3.837	+0.934	70.785	3	1:48.249	2	
6	22	Cliffy Hamilton	Supersport 600	1:46.955	+3.990	+0.153	70.684	3	1:49.226	2	
7	185	Peter Newell	Supersport 600	1:47.353	+4.388	+0.398	70.422	3	1:49.221	2	
8	51	Jay Dunn	Supersport 600	1:47.474	+4.509	+0.121	70.343	3	1:50.668	2	
9	58	Tim Poole	Supersport 600	1:47.754	+4.789	+0.280	70.160	3	1:49.754	2	
10	14	Mathew Percy	Supersport 600	1:48.195	+5.230	+0.441	69.874	3	1:49.895	2	
11	99	David Walker	Supersport 600	1:48.660	+5.695	+0.465	69.575	2	1:50.198	3	
12	3	Victoria Grimmer	Supersport 600	1:49.577	+6.612	+0.917	68.993	2	----	1	
13	23	Graeme Winstanley	Supersport 600	1:49.996	+7.031	+0.419	68.730	2	----	1	
14	20	Jamie Devine	Steel Frame 600cc	1:50.007	+7.042	+0.011	68.723	3	1:50.872	2	
15	78	John Francom	Steel Frame 600cc	1:50.294	+7.329	+0.287	68.544	3	1:50.888	2	
16	6	Edward Haddock	Supersport 600	1:50.496	+7.531	+0.202	68.419	3	1:51.045	2	
17	18	Dylan Wright	Supersport 600	1:51.132	+8.167	+0.636	68.027	3	1:55.027	2	
18	100	David Bath	Supersport 600	1:51.564	+8.599	+0.432	67.764	2	1:52.223	3	
19	25	Seamus Meally	Steel Frame 600cc	1:51.906	+8.941	+0.342	67.557	3	1:54.975	2	
20	36	Mathew Adams	Steel Frame 600cc	1:52.082	+9.117	+0.176	67.451	3	1:53.550	2	
21	12	Christopher Hawkes	Supersport 600	1:52.315	+9.350	+0.233	67.311	3	1:55.041	2	
22	54	William Davidson	Supersport 600	1:52.642	+9.677	+0.327	67.115	3	1:55.624	2	
23	46	Martin Stanier	Steel Frame 600cc	1:53.010	+10.045	+0.368	66.897	3	1:54.385	2	
24	4	Derek Jackson	Supersport 600	1:53.066	+10.101	+0.056	66.864	3	1:54.488	2	
25	157	Michael Smith	Supersport 600	1:53.187	+10.222	+0.121	66.792	3	1:56.375	2	
26	16	Nigel Slater	Steel Frame 600cc	1:53.943	+10.978	+0.756	66.349	3	1:54.241	2	
27	13	Gordon Draper	Steel Frame 600cc	1:54.014	+11.049	+0.071	66.308	3	1:56.634	2	
28	30	David Hill	Supersport 600	1:55.144	+12.179	+1.130	65.657	3	1:58.131	2	
29	26	Mark Crofts	Supersport 600	1:55.291	+12.326	+0.147	65.573	2	1:55.794	3	
30	261	Alun Walley	Supersport 600	1:55.900	+12.935	+0.609	65.229	3	1:56.082	2	
31	96	Craig Beech	Supersport 600	1:56.520	+13.555	+0.620	64.882	3	1:59.348	2	
32	52	Marty Lennon	Supersport 600	1:56.992	+14.027	+0.472	64.620	3	1:58.634	2	
33	67	John Jones	Supersport 600	1:57.030	+14.065	+0.038	64.599	3	1:57.432	2	
34	144	Harry Disley	Supersport 600	1:57.241	+14.276	+0.211	64.483	3	1:57.332	2	
35	251	Dominic Fenton	Supersport 600	1:57.391	+14.426	+0.150	64.400	3	1:57.695	2	
36	81	Anita Doran	Supersport 600	1:58.202	+15.237	+0.811	63.958	3	1:59.813	2	
37	43	Mark Robinson	Steel Frame 600cc	2:00.308	+17.343	+2.106	62.839	3	2:02.289	2	
38	2	Wayne Bevan	Supersport 600	2:00.909	+17.944	+0.601	62.526	2	2:02.358	3	
39	44	Adam Nix	Steel Frame 600cc	2:01.461	+18.496	+0.552	62.242	3	2:03.117	2	
40	59	Jon Webb	Supersport 600	2:03.001	+20.036	+1.540	61.463	3	2:04.506	2	
41	79	Simon Robins	Steel Frame 600cc	2:03.720	+20.755	+0.719	61.106	3	2:06.138	2	
42	11	Glenn Walker	Supersport 600	2:04.028	+21.063	+0.308	60.954	3	2:04.310	2	
43	85	Adrian Hodson	Supersport 600	2:04.205	+21.240	+0.177	60.867	3	2:05.394	2	
44	56	John Byatt	Supersport 600	2:04.317	+21.352	+0.112	60.812	3	2:06.729	2	
45	181	David Thomassom	Supersport 600	2:04.721	+21.756	+0.404	60.615	3	2:09.012	2	
46	57	Gary Walker	Supersport 600	2:06.698	+23.733	+1.977	59.669	2	----	1	
47	42	Brian Bebbington	Steel Frame 600cc	2:12.565	+29.600	+5.867	57.029	2	----	1	
48	----	--- 2910674 ---		2:17.950	+34.985	+5.385	54.802	2	----	1	
49	80	Gary Blundell	Steel Frame 600cc	2:18.582	+35.617	+0.632	54.553	2	----	1	
50	29	Gerald Beggs	Supersport 600	----	-	-	-	0	----	0	

Supersport 600

Anglesey 2.100 Miles

Timed Practice

24/06/2007 10:37

Practice

Lap	Lap Tm	Diff	Time of Day
<b>(24) Peter Whiteside</b>			
1	-:--		10:56:17.022
2	<b>1:45.184</b>	+2.219	10:58:02.206
3	<b>1:42.965</b>	-	10:59:45.171
<b>(31) Mark Cheetham</b>			
1	-:--		10:56:48.031
2	<b>1:48.242</b>	+4.262	10:58:36.273
3	<b>1:43.980</b>	-	11:00:20.253
<b>(15) Kirk Jamison</b>			
1	-:--		10:56:19.956
2	<b>1:45.509</b>	+1.384	10:58:05.465
3	<b>1:44.125</b>	-	10:59:49.590
<b>(9) Alastair Seeley</b>			
1	-:--		10:57:33.526
2	<b>1:46.798</b>	+0.930	10:59:20.324
3	<b>1:45.868</b>	-	11:01:06.192
<b>(34) Christopher Mort</b>			
1	-:--		10:56:33.853
2	<b>1:48.249</b>	+1.447	10:58:22.102
3	<b>1:46.802</b>	-	11:00:08.904
<b>(22) Clifly Hamilton</b>			
1	-:--		10:56:20.872
2	<b>1:49.226</b>	+2.271	10:58:10.098
3	<b>1:46.955</b>	-	10:59:57.053
<b>(185) Peter Newell</b>			
1	-:--		10:56:24.211
2	<b>1:49.221</b>	+1.868	10:58:13.432
3	<b>1:47.353</b>	-	11:00:00.785
<b>(51) Jay Dunn</b>			
1	-:--		10:56:24.031
2	<b>1:50.668</b>	+3.194	10:58:14.699
3	<b>1:47.474</b>	-	11:00:02.173
<b>(58) Tim Poole</b>			
1	-:--		10:56:33.176
2	<b>1:49.754</b>	+2.000	10:58:22.930
3	<b>1:47.754</b>	-	11:00:10.684
<b>(14) Mathew Percy</b>			
1	-:--		10:56:29.218
2	<b>1:49.895</b>	+1.700	10:58:19.113
3	<b>1:48.195</b>	-	11:00:07.308
<b>(99) David Walker</b>			
1	-:--		10:56:33.348
2	<b>1:48.660</b>	-	10:58:22.008
3	<b>1:50.198</b>	+1.538	11:00:12.206
<b>(3) Victoria Grimmer</b>			
1	-:--		10:56:26.679
2	<b>1:49.577</b>	-	10:58:16.256
<b>(23) Graeme Winstanley</b>			
1	-:--		10:58:11.526
2	<b>1:49.996</b>	-	11:00:01.522
<b>(20) Jamie Devine</b>			
1	-:--		10:56:45.693

Lap	Lap Tm	Diff	Time of Day
2	<b>1:50.872</b>	+0.865	10:58:36.565
3	<b>1:50.007</b>	-	11:00:26.572
<b>(78) John Francom</b>			
1	-:--		10:57:28.985
2	<b>1:50.888</b>	+0.594	10:59:19.873
3	<b>1:50.294</b>	-	11:01:10.167
<b>(6) Edward Haddock</b>			
1	-:--		10:56:24.765
2	<b>1:51.045</b>	+0.549	10:58:15.810
3	<b>1:50.496</b>	-	11:00:06.306
<b>(18) Dylan Wright</b>			
1	-:--		10:56:53.280
2	<b>1:55.027</b>	+3.895	10:58:48.307
3	<b>1:51.132</b>	-	11:00:39.439
<b>(100) David Bath</b>			
1	-:--		10:57:20.490
2	<b>1:51.564</b>	-	10:59:12.054
3	<b>1:52.223</b>	+0.659	11:01:04.277
<b>(25) Seamus Meally</b>			
1	-:--		10:56:44.333
2	<b>1:54.975</b>	+3.069	10:58:39.308
3	<b>1:51.906</b>	-	11:00:31.214
<b>(36) Mathew Adams</b>			
1	-:--		10:57:01.410
2	<b>1:53.550</b>	+1.468	10:58:54.960
3	<b>1:52.082</b>	-	11:00:47.042
<b>(12) Christopher Hawkes</b>			
1	-:--		10:57:30.134
2	<b>1:55.041</b>	+2.726	10:59:25.175
3	<b>1:52.315</b>	-	11:01:17.490
<b>(54) William Davidson</b>			
1	-:--		10:56:42.440
2	<b>1:55.624</b>	+2.982	10:58:38.064
3	<b>1:52.642</b>	-	11:00:30.706
<b>(46) Martin Stanier</b>			
1	-:--		10:56:23.846
2	<b>1:54.385</b>	+1.375	10:58:18.231
3	<b>1:53.010</b>	-	11:00:11.241
<b>(4) Derek Jackson</b>			
1	-:--		10:57:02.712
2	<b>1:54.488</b>	+1.422	10:58:57.200
3	<b>1:53.066</b>	-	11:00:50.266
<b>(157) Michael Smith</b>			
1	-:--		10:56:32.285
2	<b>1:56.375</b>	+3.188	10:58:28.660
3	<b>1:53.187</b>	-	11:00:21.847
<b>(16) Nigel Slater</b>			
1	-:--		10:56:23.804
2	<b>1:54.241</b>	+0.298	10:58:18.045
3	<b>1:53.943</b>	-	11:00:11.988
<b>(13) Gordon Draper</b>			
1	-:--		10:56:58.953
2	<b>1:56.634</b>	+2.620	10:58:55.587

Lap	Lap Tm	Diff	Time of Day
3	<b>1:54.014</b>	-	11:00:49.601
<b>(30) David Hill</b>			
1	-:--		10:57:03.897
2	<b>1:58.131</b>	+2.987	10:59:02.028
3	<b>1:55.144</b>	-	11:00:57.172
<b>(26) Mark Crofts</b>			
1	-:--		10:57:01.148
2	<b>1:55.291</b>	-	10:58:56.439
3	<b>1:55.794</b>	+0.503	11:00:52.233
<b>(261) Alun Walley</b>			
1	-:--		10:57:02.451
2	<b>1:56.082</b>	+0.182	10:58:58.533
3	<b>1:55.900</b>	-	11:00:54.433
<b>(96) Craig Beech</b>			
1	-:--		10:56:40.854
2	<b>1:59.348</b>	+2.828	10:58:40.202
3	<b>1:56.520</b>	-	11:00:36.722
<b>(52) Marty Lennon</b>			
1	-:--		10:56:50.582
2	<b>1:58.634</b>	+1.642	10:58:49.216
3	<b>1:56.992</b>	-	11:00:46.208
<b>(67) John Jones</b>			
1	-:--		10:56:40.245
2	<b>1:57.432</b>	+0.402	10:58:37.677
3	<b>1:57.030</b>	-	11:00:34.707
<b>(144) Harry Disley</b>			
1	-:--		10:56:45.152
2	<b>1:57.332</b>	+0.091	10:58:42.484
3	<b>1:57.241</b>	-	11:00:39.725
<b>(251) Dominic Fenton</b>			
1	-:--		10:56:30.437
2	<b>1:57.695</b>	+0.304	10:58:28.132
3	<b>1:57.391</b>	-	11:00:25.523
<b>(81) Anita Doran</b>			
1	-:--		10:56:35.044
2	<b>1:59.813</b>	+1.611	10:58:34.857
3	<b>1:58.202</b>	-	11:00:33.059
<b>(43) Mark Robinson</b>			
1	-:--		10:56:52.654
2	<b>2:02.289</b>	+1.981	10:58:54.943
3	<b>2:00.308</b>	-	11:00:55.251
<b>(2) Wayne Bevan</b>			
1	-:--		10:56:54.572
2	<b>2:00.909</b>	-	10:58:55.481
3	<b>2:02.358</b>	+1.449	11:00:57.839
<b>(44) Adam Nix</b>			
1	-:--		10:57:08.281
2	<b>2:03.117</b>	+1.656	10:59:11.398
3	<b>2:01.461</b>	-	11:01:12.859
<b>(59) Jon Webb</b>			
1	-:--		10:56:46.215
2	<b>2:04.506</b>	+1.505	10:58:50.721
3	<b>2:03.001</b>	-	11:00:53.722

Supersport 600

Anglesey 2.100 Miles

Race 5

24/06/2007 13:16

Race (5 Laps)

Pos	No.	Name	Class	Laps	Total Tm	Gap	Diff	Avg. Speed	Best Tm
1	58	Tim Poole	Supersport 600	5	8:00.695	-	-	<b>78.636</b>	1:34.215
2	24	Peter Whiteside	Supersport 600	5	8:03.378	<b>+2.683</b>	<b>+2.683</b>	<b>78.200</b>	1:35.057
3	100	David Bath	Supersport 600	5	8:03.849	<b>+0.471</b>	<b>+3.154</b>	<b>78.124</b>	1:35.429
4	34	Christopher Mort	Supersport 600	5	8:06.045	<b>+2.196</b>	<b>+5.350</b>	<b>77.771</b>	1:35.884
5	6	Edward Haddock	Supersport 600	5	8:06.422	<b>+0.377</b>	<b>+5.727</b>	<b>77.710</b>	1:35.078
6	15	Kirk Jamison	Supersport 600	5	8:06.958	<b>+0.536</b>	<b>+6.263</b>	<b>77.625</b>	1:35.184
7	32	Kiaran Hankin	Supersport 600	5	8:07.810	<b>+0.852</b>	<b>+7.115</b>	<b>77.489</b>	1:35.657
8	12	Christopher Hawkes	Supersport 600	5	8:13.852	<b>+6.042</b>	<b>+13.157</b>	<b>76.541</b>	1:37.175
9	99	David Walker	Supersport 600	5	8:19.400	<b>+5.548</b>	<b>+18.705</b>	<b>75.691</b>	1:38.341
10	22	Cliffy Hamilton	Supersport 600	5	8:20.957	<b>+1.557</b>	<b>+20.262</b>	<b>75.456</b>	1:38.131
11	52	Marty Lennon	Supersport 600	5	8:21.103	<b>+0.146</b>	<b>+20.408</b>	<b>75.434</b>	1:38.261
12	20	Jamie Devine	Steel Frame 600cc	5	8:29.983	<b>+8.880</b>	<b>+29.288</b>	<b>74.120</b>	1:38.180
13	11	Glenn Walker	Supersport 600	5	8:30.800	<b>+0.817</b>	<b>+30.105</b>	<b>74.002</b>	1:38.249
14	157	Michael Smith	Supersport 600	5	8:31.110	<b>+0.310</b>	<b>+30.415</b>	<b>73.957</b>	1:39.943
15	13	Gordon Draper	Steel Frame 600cc	5	8:31.752	<b>+0.642</b>	<b>+31.057</b>	<b>73.864</b>	1:39.530
16	2	Wayne Bevan	Supersport 600	5	8:39.328	<b>+7.576</b>	<b>+38.633</b>	<b>72.786</b>	1:41.500
17	251	Dominic Fenton	Supersport 600	5	8:42.255	<b>+2.927</b>	<b>+41.560</b>	<b>72.378</b>	1:42.486
18	81	Anita Doran	Supersport 600	5	8:44.893	<b>+2.638</b>	<b>+44.198</b>	<b>72.015</b>	1:42.768
19	56	John Byatt	Supersport 600	5	8:46.419	<b>+1.526</b>	<b>+45.724</b>	<b>71.806</b>	1:42.800
20	85	Adrian Hodson	Supersport 600	5	8:54.176	<b>+7.757</b>	<b>+53.481</b>	<b>70.763</b>	1:43.021
21	181	David Thomassom	Supersport 600	5	9:09.685	<b>+15.509</b>	<b>+1:08.990</b>	<b>68.767</b>	1:46.235
22	79	Simon Robins	Steel Frame 600cc	5	9:18.826	<b>+9.141</b>	<b>+1:18.131</b>	<b>67.642</b>	1:49.248
23	43	Mark Robinson	Steel Frame 600cc	5	9:19.958	<b>+1.132</b>	<b>+1:19.263</b>	<b>67.505</b>	1:49.538
24	42	Brian Bebbington	Steel Frame 600cc	5	9:21.692	<b>+1.734</b>	<b>+1:20.997</b>	<b>67.297</b>	1:49.028
25	80	Gary Blundell	Steel Frame 600cc	4	8:30.044	<b>1 Lap</b>	<b>1 Lap</b>	<b>59.289</b>	2:02.630
26	29	Gerald Beggs	Supersport 600	4	8:30.614	<b>+0.570</b>	<b>+0.570</b>	<b>59.223</b>	2:04.335

Margin of Victory

Avg. Speed

Best Lap Tm

Best Spd

Best Lap by

+2.683

78.636

1:34.215

80.242

[58] Tim Poole

Lap	Lap Tm	Diff	Time of Day
<b>(79) Simon Robins</b>			
1	-:--		10:56:42.159
2	<b>2:06.138</b>	+2.418	10:58:48.297
3	<b>2:03.720</b>	-	11:00:52.017
<b>(11) Glenn Walker</b>			
1	-:--		10:56:59.613
2	<b>2:04.310</b>	+0.282	10:59:03.923
3	<b>2:04.028</b>	-	11:01:07.951
<b>(85) Adrian Hodson</b>			
1	-:--		10:57:02.625
2	<b>2:05.394</b>	+1.189	10:59:08.019
3	<b>2:04.205</b>	-	11:01:12.224
<b>(56) John Byatt</b>			
1	-:--		10:57:00.958
2	<b>2:06.729</b>	+2.412	10:59:07.687
3	<b>2:04.317</b>	-	11:01:12.004
<b>(181) David Thomassom</b>			
1	-:--		10:57:16.700
2	<b>2:09.012</b>	+4.291	10:59:25.712
3	<b>2:04.721</b>	-	11:01:30.433
<b>(57) Gary Walker</b>			
1	-:--		10:57:58.765
2	<b>2:06.698</b>	-	11:00:05.463
<b>(42) Brian Bebbington</b>			
1	-:--		10:57:16.309
2	<b>2:12.565</b>	-	10:59:28.874
<b>()</b>			
1	-:--		10:57:15.888
2	<b>2:17.950</b>	-	10:59:33.838
<b>(80) Gary Blundell</b>			
1	-:--		10:57:05.957
2	<b>2:18.582</b>	-	10:59:24.539

Lap Lap Tm Diff Time of Day

Lap Lap Tm Diff Time of Day

Supersport 600

Anglesey 2.100 Miles

Race 5

24/06/2007 13:16

Race (5 Laps)

Pos	No.	Name	Class	Laps	Total Tm	Gap	Diff	Avg. Speed	Best Tm
1	58	Tim Poole	Supersport 600	5	8:00.695	-	-	<b>78.636</b>	1:34.215
2	24	Peter Whiteside	Supersport 600	5	8:03.378	<b>+2.683</b>	<b>+2.683</b>	<b>78.200</b>	1:35.057
3	100	David Bath	Supersport 600	5	8:03.849	<b>+0.471</b>	<b>+3.154</b>	<b>78.124</b>	1:35.429
4	34	Christopher Mort	Supersport 600	5	8:06.045	<b>+2.196</b>	<b>+5.350</b>	<b>77.771</b>	1:35.884
5	6	Edward Haddock	Supersport 600	5	8:06.422	<b>+0.377</b>	<b>+5.727</b>	<b>77.710</b>	1:35.078
6	15	Kirk Jamison	Supersport 600	5	8:06.958	<b>+0.536</b>	<b>+6.263</b>	<b>77.625</b>	1:35.184
7	32	Kiaran Hankin	Supersport 600	5	8:07.810	<b>+0.852</b>	<b>+7.115</b>	<b>77.489</b>	1:35.657
8	12	Christopher Hawkes	Supersport 600	5	8:13.852	<b>+6.042</b>	<b>+13.157</b>	<b>76.541</b>	1:37.175
9	99	David Walker	Supersport 600	5	8:19.400	<b>+5.548</b>	<b>+18.705</b>	<b>75.691</b>	1:38.341
10	22	Cliffy Hamilton	Supersport 600	5	8:20.957	<b>+1.557</b>	<b>+20.262</b>	<b>75.456</b>	1:38.131
11	52	Marty Lennon	Supersport 600	5	8:21.103	<b>+0.146</b>	<b>+20.408</b>	<b>75.434</b>	1:38.261
12	20	Jamie Devine	Steel Frame 600cc	5	8:29.983	<b>+8.880</b>	<b>+29.288</b>	<b>74.120</b>	1:38.180
13	11	Glenn Walker	Supersport 600	5	8:30.800	<b>+0.817</b>	<b>+30.105</b>	<b>74.002</b>	1:38.249
14	157	Michael Smith	Supersport 600	5	8:31.110	<b>+0.310</b>	<b>+30.415</b>	<b>73.957</b>	1:39.943
15	13	Gordon Draper	Steel Frame 600cc	5	8:31.752	<b>+0.642</b>	<b>+31.057</b>	<b>73.864</b>	1:39.530
16	2	Wayne Bevan	Supersport 600	5	8:39.328	<b>+7.576</b>	<b>+38.633</b>	<b>72.786</b>	1:41.500
17	251	Dominic Fenton	Supersport 600	5	8:42.255	<b>+2.927</b>	<b>+41.560</b>	<b>72.378</b>	1:42.486
18	81	Anita Doran	Supersport 600	5	8:44.893	<b>+2.638</b>	<b>+44.198</b>	<b>72.015</b>	1:42.768
19	56	John Byatt	Supersport 600	5	8:46.419	<b>+1.526</b>	<b>+45.724</b>	<b>71.806</b>	1:42.800
20	85	Adrian Hodson	Supersport 600	5	8:54.176	<b>+7.757</b>	<b>+53.481</b>	<b>70.763</b>	1:43.021
21	181	David Thomassom	Supersport 600	5	9:09.685	<b>+15.509</b>	<b>+1:08.990</b>	<b>68.767</b>	1:46.235
22	79	Simon Robins	Steel Frame 600cc	5	9:18.826	<b>+9.141</b>	<b>+1:18.131</b>	<b>67.642</b>	1:49.248
23	43	Mark Robinson	Steel Frame 600cc	5	9:19.958	<b>+1.132</b>	<b>+1:19.263</b>	<b>67.505</b>	1:49.538
24	42	Brian Bebbington	Steel Frame 600cc	5	9:21.692	<b>+1.734</b>	<b>+1:20.997</b>	<b>67.297</b>	1:49.028
25	80	Gary Blundell	Steel Frame 600cc	4	8:30.044	<b>1 Lap</b>	<b>1 Lap</b>	<b>59.289</b>	2:02.630
26	29	Gerald Beggs	Supersport 600	4	8:30.614	<b>+0.570</b>	<b>+0.570</b>	<b>59.223</b>	2:04.335

Margin of Victory

Avg. Speed

Best Lap Tm

Best Spd

Best Lap by

+2.683

78.636

1:34.215

80.242

[58] Tim Poole

# Nantwich & D.M.C & Cheshire M.C.R.R.C

Supersport 600

Anglesey 2.100 Miles

Race 5

24/06/2007 13:16

Race (5 Laps)

Lap	Lap Tm	Diff	Time of Day
<b>(58) Tim Poole</b>			
1	-:--		13:18:02.905
2	<b>1:35.423</b>	+1.208	13:19:38.328
3	<b>1:34.215</b>	-	13:21:12.543
4	<b>1:34.999</b>	+0.784	13:22:47.542
5	<b>1:34.722</b>	+0.507	13:24:22.264

Lap	Lap Tm	Diff	Time of Day
<b>(24) Peter Whiteside</b>			
1	-:--		13:18:01.576
2	<b>1:35.057</b>	-	13:19:36.633
3	<b>1:36.066</b>	+1.009	13:21:12.699
4	<b>1:35.889</b>	+0.832	13:22:48.588
5	<b>1:36.359</b>	+1.302	13:24:24.947

Lap	Lap Tm	Diff	Time of Day
<b>(100) David Bath</b>			
1	-:--		13:18:03.079
2	<b>1:35.942</b>	+0.513	13:19:39.021
3	<b>1:35.472</b>	+0.043	13:21:14.493
4	<b>1:35.429</b>	-	13:22:49.922
5	<b>1:35.496</b>	+0.067	13:24:25.418

Lap	Lap Tm	Diff	Time of Day
<b>(34) Christopher Mort</b>			
1	-:--		13:18:02.258
2	<b>1:36.415</b>	+0.531	13:19:38.673
3	<b>1:35.934</b>	+0.050	13:21:14.607
4	<b>1:37.123</b>	+1.239	13:22:51.730
5	<b>1:35.884</b>	-	13:24:27.614

Lap	Lap Tm	Diff	Time of Day
<b>(6) Edward Haddock</b>			
1	-:--		13:18:05.507
2	<b>1:35.576</b>	+0.498	13:19:41.083
3	<b>1:35.078</b>	-	13:21:16.161
4	<b>1:35.962</b>	+0.884	13:22:52.123
5	<b>1:35.868</b>	+0.790	13:24:27.991

Lap	Lap Tm	Diff	Time of Day
<b>(15) Kirk Jamison</b>			
1	-:--		13:18:04.115
2	<b>1:36.680</b>	+1.496	13:19:40.795
3	<b>1:36.587</b>	+1.403	13:21:17.382
4	<b>1:35.961</b>	+0.777	13:22:53.343
5	<b>1:35.184</b>	-	13:24:28.527

Lap	Lap Tm	Diff	Time of Day
<b>(32) Kieran Hankin</b>			
1	-:--		13:18:04.607
2	<b>1:37.189</b>	+1.532	13:19:41.796
3	<b>1:36.007</b>	+0.350	13:21:17.803
4	<b>1:35.919</b>	+0.262	13:22:53.722
5	<b>1:35.657</b>	-	13:24:29.379

Lap	Lap Tm	Diff	Time of Day
<b>(12) Christopher Hawkes</b>			
1	-:--		13:18:05.365
2	<b>1:37.807</b>	+0.632	13:19:43.172
3	<b>1:37.199</b>	+0.024	13:21:20.371
4	<b>1:37.175</b>	-	13:22:57.546
5	<b>1:37.875</b>	+0.700	13:24:35.421

Lap	Lap Tm	Diff	Time of Day
<b>(99) David Walker</b>			
1	-:--		13:18:05.960
2	<b>1:38.706</b>	+0.365	13:19:44.666
3	<b>1:39.349</b>	+1.008	13:21:24.015
4	<b>1:38.341</b>	-	13:23:02.356
5	<b>1:38.613</b>	+0.272	13:24:40.969

Lap	Lap Tm	Diff	Time of Day
<b>(22) Clifly Hamilton</b>			
1	-:--		13:18:07.434

Lap	Lap Tm	Diff	Time of Day
2	<b>1:39.494</b>	+1.363	13:19:46.928
3	<b>1:38.995</b>	+0.864	13:21:25.923
4	<b>1:38.131</b>	-	13:23:04.054
5	<b>1:38.472</b>	+0.341	13:24:42.526

Lap	Lap Tm	Diff	Time of Day
<b>(52) Marty Lennon</b>			
1	-:--		13:18:07.823
2	<b>1:39.304</b>	+1.043	13:19:47.127
3	<b>1:38.859</b>	+0.598	13:21:25.986
4	<b>1:38.261</b>	-	13:23:04.247
5	<b>1:38.425</b>	+0.164	13:24:42.672

Lap	Lap Tm	Diff	Time of Day
<b>(20) Jamie Devine</b>			
1	-:--		13:18:13.290
2	<b>1:42.082</b>	+3.902	13:19:55.372
3	<b>1:39.754</b>	+1.574	13:21:35.126
4	<b>1:38.180</b>	-	13:23:13.306
5	<b>1:38.246</b>	+0.066	13:24:51.552

Lap	Lap Tm	Diff	Time of Day
<b>(11) Glenn Walker</b>			
1	-:--		13:18:14.302
2	<b>1:41.279</b>	+3.030	13:19:55.581
3	<b>1:40.206</b>	+1.957	13:21:35.787
4	<b>1:38.333</b>	+0.084	13:23:14.120
5	<b>1:38.249</b>	-	13:24:52.369

Lap	Lap Tm	Diff	Time of Day
<b>(157) Michael Smith</b>			
1	-:--		13:18:09.915
2	<b>1:41.471</b>	+1.528	13:19:51.386
3	<b>1:40.418</b>	+0.475	13:21:31.804
4	<b>1:40.932</b>	+0.989	13:23:12.736
5	<b>1:39.943</b>	-	13:24:52.679

Lap	Lap Tm	Diff	Time of Day
<b>(13) Gordon Draper</b>			
1	-:--		13:18:10.649
2	<b>1:41.853</b>	+2.323	13:19:52.502
3	<b>1:41.425</b>	+1.895	13:21:33.927
4	<b>1:39.864</b>	+0.334	13:23:13.791
5	<b>1:39.530</b>	-	13:24:53.321

Lap	Lap Tm	Diff	Time of Day
<b>(2) Wayne Bevan</b>			
1	-:--		13:18:11.734
2	<b>1:43.142</b>	+1.642	13:19:54.876
3	<b>1:42.834</b>	+1.334	13:21:37.710
4	<b>1:41.687</b>	+0.187	13:23:19.397
5	<b>1:41.500</b>	-	13:25:00.897

Lap	Lap Tm	Diff	Time of Day
<b>(251) Dominic Fenton</b>			
1	-:--		13:18:12.315
2	<b>1:43.007</b>	+0.521	13:19:55.322
3	<b>1:43.087</b>	+0.601	13:21:38.409
4	<b>1:42.486</b>	-	13:23:20.895
5	<b>1:42.929</b>	+0.443	13:25:03.824

Lap	Lap Tm	Diff	Time of Day
<b>(81) Anita Doran</b>			
1	-:--		13:18:12.973
2	<b>1:43.338</b>	+0.570	13:19:56.311
3	<b>1:44.133</b>	+1.365	13:21:40.444
4	<b>1:43.250</b>	+0.482	13:23:23.694
5	<b>1:42.768</b>	-	13:25:06.462

Lap	Lap Tm	Diff	Time of Day
<b>(56) John Byatt</b>			
1	-:--		13:18:13.979
2	<b>1:43.350</b>	+0.550	13:19:57.329
3	<b>1:42.800</b>	-	13:21:40.129
4	<b>1:43.020</b>	+0.220	13:23:23.149

Lap	Lap Tm	Diff	Time of Day
5	<b>1:44.839</b>	+2.039	13:25:07.988
<b>(85) Adrian Hodson</b>			
1	-:--		13:18:16.338
2	<b>1:47.157</b>	+4.136	13:20:03.495
3	<b>1:45.187</b>	+2.166	13:21:48.682
4	<b>1:44.042</b>	+1.021	13:23:32.724
5	<b>1:43.021</b>	-	13:25:15.745

Lap	Lap Tm	Diff	Time of Day
<b>(181) David Thomassom</b>			
1	-:--		13:18:21.497
2	<b>1:49.162</b>	+2.927	13:20:10.659
3	<b>1:47.993</b>	+1.758	13:21:58.652
4	<b>1:46.235</b>	-	13:23:44.887
5	<b>1:46.367</b>	+0.132	13:25:31.254

Lap	Lap Tm	Diff	Time of Day
<b>(79) Simon Robins</b>			
1	-:--		13:18:15.928
2	<b>1:54.493</b>	+5.245	13:20:10.421
3	<b>1:49.248</b>	-	13:21:59.669
4	<b>1:50.301</b>	+1.053	13:23:49.970
5	<b>1:50.425</b>	+1.177	13:25:40.395

Lap	Lap Tm	Diff	Time of Day
<b>(43) Mark Robinson</b>			
1	-:--		13:18:21.488
2	<b>1:50.822</b>	+1.284	13:20:12.310
3	<b>1:49.762</b>	+0.224	13:22:02.072
4	<b>1:49.917</b>	+0.379	13:23:51.989
5	<b>1:49.538</b>	-	13:25:41.527

Lap	Lap Tm	Diff	Time of Day
<b>(42) Brian Bebbington</b>			
1	-:--		13:18:20.445
2	<b>1:51.194</b>	+2.166	13:20:11.639
3	<b>1:51.411</b>	+2.383	13:22:03.050
4	<b>1:51.183</b>	+2.155	13:23:54.233
5	<b>1:49.028</b>	-	13:25:43.261

Lap	Lap Tm	Diff	Time of Day
<b>(80) Gary Blundell</b>			
1	-:--		13:18:34.726
2	<b>2:05.006</b>	+2.376	13:20:39.732
3	<b>2:09.251</b>	+6.621	13:22:48.983
4	<b>2:02.630</b>	-	13:24:51.613

Lap	Lap Tm	Diff	Time of Day
<b>(29) Gerald Beggs</b>			
1	-:--		13:18:33.917
2	<b>2:06.464</b>	+2.129	13:20:40.381
3	<b>2:07.467</b>	+3.132	13:22:47.848
4	<b>2:04.335</b>	-	13:24:52.183

Supersport 600

Anglesey 2.100 Miles

Race 5

24/06/2007 13:16

Race (5 Laps)

Competitors	Laps					
	1	2	3	4	5	
Peter Whiteside (24)	1	24	24	58	58	58
Christopher Mort (34)	2	34	58	24	24	24
Tim Poole (58)	3	58	34	100	100	100
David Bath (100)	4	100	100	34	34	34
Kirk Jamison (15)	5	15	15	6	6	6
Kiaran Hankin (32)	6	32	6	15	15	15
Christopher Hawkes (12)	7	12	32	32	32	32
Edward Haddock (6)	8	6	12	12	12	12
David Walker (99)	9	99	99	99	99	99
Cliffy Hamilton (22)	10	22	22	22	22	22
Marty Lennon (52)	11	52	52	52	52	52
Michael Smith (157)	12	157	157	157	157	20
Gordon Draper (13)	13	13	13	13	20	11
Wayne Bevan (2)	14	2	2	20	13	157
Dominic Fenton (251)	15	251	251	11	11	13
Anita Doran (81)	16	81	20	2	2	2
Jamie Devine (20)	17	20	11	251	251	251
John Byatt (56)	18	56	81	56	56	81
Glenn Walker (11)	19	11	56	81	81	56
Simon Robins (79)	20	79	85	85	85	85
Adrian Hodson (85)	21	85	79	181	181	181
Brian Bebbington (42)	22	42	181	79	79	79
Mark Robinson (43)	23	43	42	43	43	43
David Thomassom (181)	24	181	43	42	42	42
Gerald Beggs (29)	25	29	80	29	80	
Gary Blundell (80)	26	80	29	80	29	

Supersport 600

Anglesey 2.100 Miles

Race 7

24/06/2007 14:33

Race (5 Laps)

Pos	No.	Name	Class	Laps	Total Tm	Gap	Diff	Avg. Speed	Best Tm
<b>Steel Frame 600cc</b>									
1	25	Seamus Meally	Steel Frame 600cc	5	8:36.961	-	-	73.120	1:41.457
2	78	John Francom	Steel Frame 600cc	5	8:37.518	+0.557	+0.557	73.041	1:42.186
3	41	Glenn Walker	Steel Frame 600cc	5	8:37.995	+0.477	+1.034	72.974	1:40.976
4	46	Martin Stanier	Steel Frame 600cc	5	8:46.508	+8.513	+9.547	71.794	1:43.695
5	16	Nigel Slater	Steel Frame 600cc	5	8:46.743	+0.235	+9.782	71.762	1:43.422
6	44	Adam Nix	Steel Frame 600cc	5	9:22.940	+36.197	+45.979	67.147	1:49.679
7	36	Mathew Adams	Steel Frame 600cc	1	1:43.271	4 Laps	4 Laps	73.205	----

**Supersport 600**

1	9	Alastair Seeley	Supersport 600	5	7:48.278	-	-	80.721	1:32.144
2	14	Mathew Percy	Supersport 600	5	7:57.245	+8.967	+8.967	79.205	1:34.343
3	31	Mark Cheetham	Supersport 600	5	7:57.711	+0.466	+9.433	79.127	1:34.614
4	51	Jay Dunn	Supersport 600	5	7:57.942	+0.231	+9.664	79.089	1:34.553
5	18	Dylan Wright	Supersport 600	5	8:13.603	+15.661	+25.325	76.580	1:37.770
6	54	William Davidson	Supersport 600	5	8:22.970	+9.367	+34.692	75.154	1:38.361
7	23	Graeme Winstanley	Supersport 600	5	8:23.546	+0.576	+35.268	75.068	1:39.933
8	3	Victoria Grimmer	Supersport 600	5	8:28.957	+5.411	+40.679	74.270	1:38.883
9	144	Harry Disley	Supersport 600	5	8:30.859	+1.902	+42.581	73.993	1:39.231
10	4	Derek Jackson	Supersport 600	5	8:32.977	+2.118	+44.699	73.688	1:40.285
11	45	John Simpson	Supersport 600	5	8:36.136	+3.159	+47.858	73.237	1:40.457
12	96	Craig Beech	Supersport 600	5	8:36.543	+0.407	+48.265	73.179	1:42.078
13	67	John Jones	Supersport 600	5	8:38.557	+2.014	+50.279	72.895	1:41.867
14	26	Mark Crofts	Supersport 600	5	8:52.792	+14.235	+1:04.514	70.947	1:44.007
15	251	Dominic Fenton	Supersport 600	5	8:54.351	+1.559	+1:06.073	70.740	1:44.589
16	261	Alun Walley	Supersport 600	5	8:55.203	+0.852	+1:06.925	70.627	1:42.683
17	30	David Hill	Supersport 600	5	8:56.032	+0.829	+1:07.754	70.518	1:43.639
18	59	Jon Webb	Supersport 600	5	8:58.169	+2.137	+1:09.891	70.238	1:45.791
19	57	Gary Walker	Supersport 600	5	9:22.285	+24.116	+1:34.007	67.226	1:48.450
20	185	Peter Newell	Supersport 600	3	4:52.260	2 Laps	2 Laps	77.602	1:36.391
21	21	Jamie Devine	Supersport 600	0	----	-	-	-	----

Margin of Victory	Avg. Speed	Best Lap Tm	Best Spd	Best Lap by
+8.967	80.721	1:32.144	82.045	[9] Alastair Seeley

# Nantwich & D.M.C & Cheshire M.C.R.R.C

Supersport 600

Anglesey 2.100 Miles

Race 7

24/06/2007 14:33

Race (5 Laps)

Lap	Lap Tm	Diff	Time of Day
<b>(9) Alastair Seeley</b>			
1	-:--		14:34:44.398
2	<b>1:32.144</b>	-	14:36:16.542
3	<b>1:32.185</b>	+0.041	14:37:48.727
4	<b>1:35.470</b>	+3.326	14:39:24.197
5	<b>1:34.448</b>	+2.304	14:40:58.645

Lap	Lap Tm	Diff	Time of Day
<b>(14) Mathew Percy</b>			
1	-:--		14:34:47.263
2	<b>1:34.343</b>	-	14:36:21.606
3	<b>1:35.968</b>	+1.625	14:37:57.574
4	<b>1:34.963</b>	+0.620	14:39:32.537
5	<b>1:35.075</b>	+0.732	14:41:07.612

Lap	Lap Tm	Diff	Time of Day
<b>(31) Mark Cheetham</b>			
1	-:--		14:34:46.988
2	<b>1:34.835</b>	+0.221	14:36:21.823
3	<b>1:35.979</b>	+1.365	14:37:57.802
4	<b>1:34.614</b>	-	14:39:32.416
5	<b>1:35.662</b>	+1.048	14:41:08.078

Lap	Lap Tm	Diff	Time of Day
<b>(51) Jay Dunn</b>			
1	-:--		14:34:48.384
2	<b>1:35.384</b>	+0.831	14:36:23.768
3	<b>1:35.098</b>	+0.545	14:37:58.866
4	<b>1:34.890</b>	+0.337	14:39:33.756
5	<b>1:34.553</b>	-	14:41:08.309

Lap	Lap Tm	Diff	Time of Day
<b>(18) Dylan Wright</b>			
1	-:--		14:34:50.400
2	<b>1:37.770</b>	-	14:36:28.170
3	<b>1:38.911</b>	+1.141	14:38:07.081
4	<b>1:38.456</b>	+0.686	14:39:45.537
5	<b>1:38.433</b>	+0.663	14:41:23.970

Lap	Lap Tm	Diff	Time of Day
<b>(54) William Davidson</b>			
1	-:--		14:34:55.518
2	<b>1:40.311</b>	+1.950	14:36:35.829
3	<b>1:40.261</b>	+1.900	14:38:16.090
4	<b>1:38.886</b>	+0.525	14:39:54.976
5	<b>1:38.361</b>	-	14:41:33.337

Lap	Lap Tm	Diff	Time of Day
<b>(23) Graeme Winstanley</b>			
1	-:--		14:34:53.100
2	<b>1:40.136</b>	+0.203	14:36:33.236
3	<b>1:39.982</b>	+0.049	14:38:13.218
4	<b>1:40.762</b>	+0.829	14:39:53.980
5	<b>1:39.933</b>	-	14:41:33.913

Lap	Lap Tm	Diff	Time of Day
<b>(3) Victoria Grimmer</b>			
1	-:--		14:34:51.841
2	<b>1:39.239</b>	+0.356	14:36:31.080
3	<b>1:38.883</b>	-	14:38:09.963
4	<b>1:39.464</b>	+0.581	14:39:49.427
5	<b>1:39.897</b>	+1.014	14:41:29.324

Lap	Lap Tm	Diff	Time of Day
<b>(144) Harry Disley</b>			
1	-:--		14:35:00.486
2	<b>1:42.048</b>	+2.817	14:36:42.534
3	<b>1:39.850</b>	+0.619	14:38:22.384
4	<b>1:39.611</b>	+0.380	14:40:01.995
5	<b>1:39.231</b>	-	14:41:41.226

Lap	Lap Tm	Diff	Time of Day
<b>(4) Derek Jackson</b>			
1	-:--		14:34:59.414

Lap	Lap Tm	Diff	Time of Day
2	<b>1:41.514</b>	+1.229	14:36:40.928
3	<b>1:40.285</b>	-	14:38:21.213
4	<b>1:41.381</b>	+1.096	14:40:02.594
5	<b>1:40.750</b>	+0.465	14:41:43.344

Lap	Lap Tm	Diff	Time of Day
<b>(45) John Simpson</b>			
1	-:--		14:35:01.514
2	<b>1:42.735</b>	+2.278	14:36:44.249
3	<b>1:41.142</b>	+0.685	14:38:25.391
4	<b>1:40.457</b>	-	14:40:05.848
5	<b>1:40.655</b>	+0.198	14:41:46.503

Lap	Lap Tm	Diff	Time of Day
<b>(96) Craig Beech</b>			
1	-:--		14:34:56.438
2	<b>1:42.078</b>	-	14:36:38.516
3	<b>1:42.353</b>	+0.275	14:38:20.869
4	<b>1:43.474</b>	+1.396	14:40:04.343
5	<b>1:42.567</b>	+0.489	14:41:46.910

Lap	Lap Tm	Diff	Time of Day
<b>(25) Seamus Meally</b>			
1	-:--		14:34:58.834
2	<b>1:43.166</b>	+1.709	14:36:42.000
3	<b>1:41.680</b>	+0.223	14:38:23.680
4	<b>1:41.457</b>	-	14:40:05.137
5	<b>1:42.191</b>	+0.734	14:41:47.328

Lap	Lap Tm	Diff	Time of Day
<b>(78) John Francom</b>			
1	-:--		14:34:55.298
2	<b>1:42.815</b>	+0.629	14:36:38.113
3	<b>1:42.186</b>	-	14:38:20.299
4	<b>1:44.522</b>	+2.336	14:40:04.821
5	<b>1:43.064</b>	+0.878	14:41:47.885

Lap	Lap Tm	Diff	Time of Day
<b>(11) Glenn Walker</b>			
1	-:--		14:35:00.967
2	<b>1:42.864</b>	+1.888	14:36:43.831
3	<b>1:42.084</b>	+1.108	14:38:25.915
4	<b>1:41.471</b>	+0.495	14:40:07.386
5	<b>1:40.976</b>	-	14:41:48.362

Lap	Lap Tm	Diff	Time of Day
<b>(67) John Jones</b>			
1	-:--		14:35:00.117
2	<b>1:43.017</b>	+1.150	14:36:43.134
3	<b>1:41.867</b>	-	14:38:25.001
4	<b>1:41.959</b>	+0.092	14:40:06.960
5	<b>1:41.964</b>	+0.097	14:41:48.924

Lap	Lap Tm	Diff	Time of Day
<b>(46) Martin Stanier</b>			
1	-:--		14:35:00.931
2	<b>1:44.622</b>	+0.927	14:36:45.553
3	<b>1:43.778</b>	+0.083	14:38:29.331
4	<b>1:43.695</b>	-	14:40:13.026
5	<b>1:43.849</b>	+0.154	14:41:56.875

Lap	Lap Tm	Diff	Time of Day
<b>(16) Nigel Slater</b>			
1	-:--		14:35:01.277
2	<b>1:44.008</b>	+0.586	14:36:45.285
3	<b>1:43.987</b>	+0.565	14:38:29.272
4	<b>1:44.416</b>	+0.994	14:40:13.688
5	<b>1:43.422</b>	-	14:41:57.110

Lap	Lap Tm	Diff	Time of Day
<b>(26) Mark Crofts</b>			
1	-:--		14:35:02.999
2	<b>1:45.070</b>	+1.063	14:36:48.069
3	<b>1:45.180</b>	+1.173	14:38:33.249
4	<b>1:45.903</b>	+1.896	14:40:19.152

Lap	Lap Tm	Diff	Time of Day
5	<b>1:44.007</b>	-	14:42:03.159

Lap	Lap Tm	Diff	Time of Day
<b>(251) Dominic Fenton</b>			
1	-:--		14:34:57.266
2	<b>1:52.798</b>	+8.209	14:36:50.064
3	<b>1:45.324</b>	+0.735	14:38:35.388
4	<b>1:44.741</b>	+0.152	14:40:20.129
5	<b>1:44.589</b>	-	14:42:04.718

Lap	Lap Tm	Diff	Time of Day
<b>(261) Alun Walley</b>			
1	-:--		14:35:03.923
2	<b>1:47.605</b>	+4.922	14:36:51.528
3	<b>1:45.914</b>	+3.231	14:38:37.442
4	<b>1:45.445</b>	+2.762	14:40:22.887
5	<b>1:42.683</b>	-	14:42:05.570

Lap	Lap Tm	Diff	Time of Day
<b>(30) David Hill</b>			
1	-:--		14:35:04.603
2	<b>1:47.078</b>	+3.439	14:36:51.681
3	<b>1:45.153</b>	+1.514	14:38:36.834
4	<b>1:45.926</b>	+2.287	14:40:22.760
5	<b>1:43.639</b>	-	14:42:06.399

Lap	Lap Tm	Diff	Time of Day
<b>(59) Jon Webb</b>			
1	-:--		14:35:04.392
2	<b>1:46.285</b>	+0.494	14:36:50.677
3	<b>1:45.904</b>	+0.113	14:38:36.581
4	<b>1:45.791</b>	-	14:40:22.372
5	<b>1:46.164</b>	+0.373	14:42:08.536

Lap	Lap Tm	Diff	Time of Day
<b>(57) Gary Walker</b>			
1	-:--		14:35:07.226
2	<b>1:52.431</b>	+3.981	14:36:59.657
3	<b>1:52.538</b>	+4.088	14:38:52.195
4	<b>1:52.007</b>	+3.557	14:40:44.202
5	<b>1:48.450</b>	-	14:42:32.652

Lap	Lap Tm	Diff	Time of Day
<b>(44) Adam Nix</b>			
1	-:--		14:35:08.150
2	<b>1:52.403</b>	+2.724	14:37:00.553
3	<b>1:52.894</b>	+3.215	14:38:53.447
4	<b>1:49.679</b>	-	14:40:43.126
5	<b>1:50.181</b>	+0.502	14:42:33.307

Lap	Lap Tm	Diff	Time of Day
<b>(185) Peter Newell</b>			
1	-:--		14:34:49.645
2	<b>1:36.391</b>	-	14:36:26.036
3	<b>1:36.591</b>	+0.200	14:38:02.627

Lap	Lap Tm	Diff	Time of Day
<b>(36) Mathew Adams</b>			
1	-:--		14:34:53.638

Supersport 600

Anglesey 2.100 Miles

Race 7

24/06/2007 14:33

Race (5 Laps)

Competitors	Laps				
	1	2	3	4	5
Alastair Seeley (9)	1	9	9	9	9
Mark Cheetham (31)	2	31	14	14	31
Mathew Percy (14)	3	14	31	14	31
Jay Dunn (51)	4	51	51	51	51
Peter Newell (185)	5	185	185	18	18
Dylan Wright (18)	6	18	18	3	3
Victoria Grimmer (3)	7	3	3	3	23
Graeme Winstanley (23)	8	23	23	54	23
Mathew Adams (36)	9	36	54	144	144
John Francom (78)	10	78	78	4	4
William Davidson (54)	11	54	96	96	45
Craig Beech (96)	12	96	4	4	78
Dominic Fenton (251)	13	251	25	144	25
Seamus Meally (25)	14	25	144	25	45
Derek Jackson (4)	15	4	67	67	11
John Jones (67)	16	67	11	45	11
Harry Disley (144)	17	144	45	11	46
Martin Stanier (46)	18	46	16	16	16
Glenn Walker (11)	19	11	46	46	26
Nigel Slater (16)	20	16	26	26	251
John Simpson (45)	21	45	251	59	261
Mark Crofts (26)	22	26	59	59	30
Alun Walley (261)	23	261	261	30	261
Jon Webb (59)	24	59	30	261	44
David Hill (30)	25	30	57	57	44
Gary Walker (57)	26	57	44	44	
Adam Nix (44)	27	44			
-	28				

Supersport 600

Anglesey 2.100 Miles

Race 15

24/06/2007 16:36

Race (4 Laps)

Pos	No.	Name	Class	Laps	Total Tm	Gap	Diff	Avg. Speed	Best Tm
<b>Supersport 600</b>									
1	9	Alastair Seeley	Supersport 600	4	6:11.442	-	-	81.412	1:31.477
2	51	Jay Dunn	Supersport 600	4	6:20.478	+9.036	+9.036	79.479	1:34.049
3	100	David Bath	Supersport 600	4	6:26.353	+5.875	+14.911	78.270	1:35.421
4	58	Tim Poole	Supersport 600	4	6:26.530	+0.177	+15.088	78.235	1:34.587
5	14	Mathew Percy	Supersport 600	4	6:26.764	+0.234	+15.322	78.187	1:34.743
6	31	Mark Cheetham	Supersport 600	4	6:27.231	+0.467	+15.789	78.093	1:35.426
7	6	Edward Haddock	Supersport 600	4	6:27.456	+0.225	+16.014	78.048	1:34.886
8	24	Peter Whiteside	Supersport 600	4	6:29.928	+2.472	+18.486	77.553	1:35.395
9	32	Kiaran Hankin	Supersport 600	4	6:30.542	+0.614	+19.100	77.431	1:35.498
10	34	Christopher Mort	Supersport 600	4	6:31.001	+0.459	+19.559	77.340	1:35.698
11	15	Kirk Jamison	Supersport 600	4	6:31.038	+0.037	+19.596	77.333	1:35.428
12	12	Christopher Hawkes	Supersport 600	4	6:35.238	+4.200	+23.796	76.511	1:36.521
13	52	Marty Lennon	Supersport 600	4	6:37.072	+1.834	+25.630	76.157	1:36.978
14	22	Cliffy Hamilton	Supersport 600	4	6:38.154	+1.082	+26.712	75.951	1:37.296
15	18	Dylan Wright	Supersport 600	4	6:40.146	+1.992	+28.704	75.572	1:37.537
16	99	David Walker	Supersport 600	4	6:41.720	+1.574	+30.278	75.276	1:38.579
17	23	Graeme Winstanley	Supersport 600	4	6:43.399	+1.679	+31.957	74.963	1:38.292
18	41	Glenn Walker	Supersport 600	4	6:46.445	+3.046	+35.003	74.401	1:37.319
19	144	Harry Disley	Supersport 600	4	6:49.114	+2.669	+37.672	73.916	1:39.983
20	157	Michael Smith	Supersport 600	4	6:49.314	+0.200	+37.872	73.880	1:38.711
21	3	Victoria Grimmer	Supersport 600	4	6:50.912	+1.598	+39.470	73.592	1:40.207
22	4	Derek Jackson	Supersport 600	4	6:51.126	+0.214	+39.684	73.554	1:39.793
23	45	John Simpson	Supersport 600	4	6:52.400	+1.274	+40.958	73.327	1:39.539
24	96	Craig Beech	Supersport 600	4	6:55.510	+3.110	+44.068	72.778	1:41.689
25	2	Wayne Bevan	Supersport 600	4	6:55.826	+0.316	+44.384	72.723	1:40.939
26	67	John Jones	Supersport 600	4	6:57.871	+2.045	+46.429	72.367	1:41.346
27	26	Mark Crofts	Supersport 600	4	7:00.201	+2.330	+48.759	71.966	1:42.564
28	251	Dominic Fenton	Supersport 600	4	7:03.963	+3.762	+52.521	71.327	1:43.396
29	54	William Davidson	Supersport 600	1	1:43.952	3 Laps	3 Laps	72.726	----

Margin of Victory	Avg. Speed	Best Lap Tm	Best Spd	Best Lap by
+9.036	81.412	1:31.477	82.644	[9] Alastair Seeley

# Nantwich & D.M.C & Cheshire M.C.R.R.C


Supersport 600

Anglesey 2.100 Miles

Race 15

24/06/2007 16:36

Race (4 Laps)



Lap	Lap Tm	Diff	Time of Day
<b>(9) Alastair Seeley</b>			
1	-:--		16:37:46.266
2	<b>1:31.477</b>	-	16:39:17.743
3	<b>1:32.021</b>	+0.544	16:40:49.764
4	<b>1:33.013</b>	+1.536	16:42:22.777

Lap	Lap Tm	Diff	Time of Day
<b>(51) Jay Dunn</b>			
1	-:--		16:37:49.135
2	<b>1:34.147</b>	+0.098	16:39:23.282
3	<b>1:34.049</b>	-	16:40:57.331
4	<b>1:34.482</b>	+0.433	16:42:31.813

Lap	Lap Tm	Diff	Time of Day
<b>(100) David Bath</b>			
1	-:--		16:37:51.051
2	<b>1:35.687</b>	+0.266	16:39:26.738
3	<b>1:35.529</b>	+0.108	16:41:02.267
4	<b>1:35.421</b>	-	16:42:37.688

Lap	Lap Tm	Diff	Time of Day
<b>(58) Tim Poole</b>			
1	-:--		16:37:53.909
2	<b>1:34.753</b>	+0.166	16:39:28.662
3	<b>1:34.616</b>	+0.029	16:41:03.278
4	<b>1:34.587</b>	-	16:42:37.865

Lap	Lap Tm	Diff	Time of Day
<b>(14) Mathew Percy</b>			
1	-:--		16:37:51.468
2	<b>1:34.743</b>	-	16:39:26.211
3	<b>1:35.152</b>	+0.409	16:41:01.363
4	<b>1:36.736</b>	+1.993	16:42:38.099

Lap	Lap Tm	Diff	Time of Day
<b>(31) Mark Cheetham</b>			
1	-:--		16:37:51.317
2	<b>1:35.846</b>	+0.420	16:39:27.163
3	<b>1:35.426</b>	-	16:41:02.589
4	<b>1:35.977</b>	+0.551	16:42:38.566

Lap	Lap Tm	Diff	Time of Day
<b>(6) Edward Haddock</b>			
1	-:--		16:37:53.052
2	<b>1:34.886</b>	-	16:39:27.938
3	<b>1:35.538</b>	+0.652	16:41:03.476
4	<b>1:35.315</b>	+0.429	16:42:38.791

Lap	Lap Tm	Diff	Time of Day
<b>(24) Peter Whiteside</b>			
1	-:--		16:37:53.649
2	<b>1:36.241</b>	+0.846	16:39:29.890
3	<b>1:35.395</b>	-	16:41:05.285
4	<b>1:35.978</b>	+0.583	16:42:41.263

Lap	Lap Tm	Diff	Time of Day
<b>(32) Kieran Hankin</b>			
1	-:--		16:37:54.195
2	<b>1:36.002</b>	+0.504	16:39:30.197
3	<b>1:36.182</b>	+0.684	16:41:06.379
4	<b>1:35.498</b>	-	16:42:41.877

Lap	Lap Tm	Diff	Time of Day
<b>(34) Christopher Mort</b>			
1	-:--		16:37:53.472
2	<b>1:36.494</b>	+0.796	16:39:29.966
3	<b>1:36.672</b>	+0.974	16:41:06.638
4	<b>1:35.698</b>	-	16:42:42.336

Lap	Lap Tm	Diff	Time of Day
<b>(15) Kirk Jamison</b>			
1	-:--		16:37:54.443
2	<b>1:36.015</b>	+0.587	16:39:30.458
3	<b>1:36.487</b>	+1.059	16:41:06.945
4	<b>1:35.428</b>	-	16:42:42.373

Lap	Lap Tm	Diff	Time of Day
<b>(12) Christopher Hawkes</b>			
1	-:--		16:37:55.157
2	<b>1:37.561</b>	+1.040	16:39:32.718
3	<b>1:37.334</b>	+0.813	16:41:10.052
4	<b>1:36.521</b>	-	16:42:46.573

Lap	Lap Tm	Diff	Time of Day
<b>(52) Marty Lennon</b>			
1	-:--		16:37:56.190
2	<b>1:37.940</b>	+0.962	16:39:34.130
3	<b>1:37.299</b>	+0.321	16:41:11.429
4	<b>1:36.978</b>	-	16:42:48.407

Lap	Lap Tm	Diff	Time of Day
<b>(22) Cliffy Hamilton</b>			
1	-:--		16:37:55.854
2	<b>1:38.844</b>	+1.548	16:39:34.698
3	<b>1:37.296</b>	-	16:41:11.994
4	<b>1:37.495</b>	+0.199	16:42:49.489

Lap	Lap Tm	Diff	Time of Day
<b>(18) Dylan Wright</b>			
1	-:--		16:37:54.670
2	<b>1:37.537</b>	-	16:39:32.207
3	<b>1:39.540</b>	+2.003	16:41:11.747
4	<b>1:39.734</b>	+2.197	16:42:51.481

Lap	Lap Tm	Diff	Time of Day
<b>(99) David Walker</b>			
1	-:--		16:37:56.745
2	<b>1:38.579</b>	-	16:39:35.324
3	<b>1:38.848</b>	+0.269	16:41:14.172
4	<b>1:38.883</b>	+0.304	16:42:53.055

Lap	Lap Tm	Diff	Time of Day
<b>(23) Graeme Winstanley</b>			
1	-:--		16:37:59.015
2	<b>1:38.818</b>	+0.526	16:39:37.833
3	<b>1:38.609</b>	+0.317	16:41:16.442
4	<b>1:38.292</b>	-	16:42:54.734

Lap	Lap Tm	Diff	Time of Day
<b>(41) Glenn Walker</b>			
1	-:--		16:38:00.224
2	<b>1:41.263</b>	+3.944	16:39:41.487
3	<b>1:38.974</b>	+1.655	16:41:20.461
4	<b>1:37.319</b>	-	16:42:57.780

Lap	Lap Tm	Diff	Time of Day
<b>(144) Harry Disley</b>			
1	-:--		16:37:59.308
2	<b>1:40.914</b>	+0.931	16:39:40.222
3	<b>1:39.983</b>	-	16:41:20.205
4	<b>1:40.244</b>	+0.261	16:43:00.449

Lap	Lap Tm	Diff	Time of Day
<b>(157) Michael Smith</b>			
1	-:--		16:38:01.151
2	<b>1:40.734</b>	+2.023	16:39:41.885
3	<b>1:40.053</b>	+1.342	16:41:21.938
4	<b>1:38.711</b>	-	16:43:00.649

Lap	Lap Tm	Diff	Time of Day
<b>(3) Victoria Grimmer</b>			
1	-:--		16:37:59.747
2	<b>1:41.634</b>	+1.427	16:39:41.381
3	<b>1:40.207</b>	-	16:41:21.588
4	<b>1:40.659</b>	+0.452	16:43:02.247

Lap	Lap Tm	Diff	Time of Day
<b>(4) Derek Jackson</b>			
1	-:--		16:38:00.615
2	<b>1:41.974</b>	+2.181	16:39:42.589
3	<b>1:40.079</b>	+0.286	16:41:22.668
4	<b>1:39.793</b>	-	16:43:02.461

Lap	Lap Tm	Diff	Time of Day
<b>(45) John Simpson</b>			
1	-:--		16:38:01.512
2	<b>1:41.534</b>	+1.995	16:39:43.046
3	<b>1:41.150</b>	+1.611	16:41:24.196
4	<b>1:39.539</b>	-	16:43:03.735

Lap	Lap Tm	Diff	Time of Day
<b>(96) Craig Beech</b>			
1	-:--		16:37:59.924
2	<b>1:42.488</b>	+0.799	16:39:42.412
3	<b>1:41.689</b>	-	16:41:24.101
4	<b>1:42.744</b>	+1.055	16:43:06.845

Lap	Lap Tm	Diff	Time of Day
<b>(2) Wayne Bevan</b>			
1	-:--		16:38:02.408
2	<b>1:41.789</b>	+0.850	16:39:44.197
3	<b>1:42.025</b>	+1.086	16:41:26.222
4	<b>1:40.939</b>	-	16:43:07.161

Lap	Lap Tm	Diff	Time of Day
<b>(67) John Jones</b>			
1	-:--		16:38:03.379
2	<b>1:42.429</b>	+1.083	16:39:45.808
3	<b>1:41.346</b>	-	16:41:27.154
4	<b>1:42.052</b>	+0.706	16:43:09.206

Lap	Lap Tm	Diff	Time of Day
<b>(26) Mark Crofts</b>			
1	-:--		16:38:02.923
2	<b>1:42.564</b>	-	16:39:45.487
3	<b>1:43.077</b>	+0.513	16:41:28.564
4	<b>1:42.972</b>	+0.408	16:43:11.536

Lap	Lap Tm	Diff	Time of Day
<b>(251) Dominic Fenton</b>			
1	-:--		16:38:04.180
2	<b>1:43.396</b>	-	16:39:47.576
3	<b>1:44.149</b>	+0.753	16:41:31.725
4	<b>1:43.573</b>	+0.177	16:43:15.298

Lap	Lap Tm	Diff	Time of Day
<b>(54) William Davidson</b>			
1	-:--		16:37:55.287

Supersport 600

Anglesey 2.100 Miles

Race 15

24/06/2007 16:36

Race (4 Laps)

Competitors	Laps			
	1	2	3	4
Alastair Seeley (9)	1	9	9	9
Jay Dunn (51)	2	51	51	51
David Bath (100)	3	100	14	100
Mark Cheetham (31)	4	31	100	58
Mathew Percy (14)	5	14	31	14
Edward Haddock (6)	6	6	58	31
Christopher Mort (34)	7	34	58	6
Peter Whiteside (24)	8	24	24	24
Tim Poole (58)	9	58	34	32
Kieran Hankin (32)	10	32	32	34
Kirk Jamison (15)	11	15	15	15
Dylan Wright (18)	12	18	18	12
Christopher Hawkes (12)	13	12	12	52
William Davidson (54)	14	54	52	18
Cliffy Hamilton (22)	15	22	22	22
Marty Lennon (52)	16	52	99	99
David Walker (99)	17	99	23	23
Graeme Winstanley (23)	18	23	144	144
Harry Disley (144)	19	144	3	41
Victoria Grimmer (3)	20	3	41	3
Craig Beech (96)	21	96	157	157
Glenn Walker (41)	22	41	96	4
Derek Jackson (4)	23	4	4	96
Michael Smith (157)	24	157	45	45
John Simpson (45)	25	45	2	2
Wayne Bevan (2)	26	2	26	67
Mark Crofts (26)	27	26	67	26
John Jones (67)	28	67	251	251
Dominic Fenton (251)	29	251		

Supersport 600

Anglesey 2.100 Miles

Race 17

24/06/2007 17:03

Race (4 Laps)

Pos	No.	Name	Class	Laps	Total Tm	Gap	Diff	Avg. Speed	Best Tm
<b>Steel Frame 600cc</b>									
1	20	Jamie Devine	Steel Frame 600cc	4	6:33.878	-	-	<b>76.775</b>	1:37.511
2	41	Glenn Walker	Steel Frame 600cc	4	6:38.259	+4.381	+4.381	<b>75.930</b>	1:37.852
3	25	Seamus Meally	Steel Frame 600cc	4	6:41.529	+3.270	+7.651	<b>75.312</b>	1:38.729
4	13	Gordon Draper	Steel Frame 600cc	4	6:42.205	+0.676	+8.327	<b>75.186</b>	1:39.357
5	36	Mathew Adams	Steel Frame 600cc	4	6:47.923	+5.718	+14.045	<b>74.132</b>	1:39.454
6	78	John Francom	Steel Frame 600cc	4	6:48.067	+0.144	+14.189	<b>74.105</b>	1:40.943
7	46	Martin Stanier	Steel Frame 600cc	4	6:53.139	+5.072	+19.261	<b>73.196</b>	1:42.197
8	16	Nigel Slater	Steel Frame 600cc	4	6:57.421	+4.282	+23.543	<b>72.445</b>	1:42.823
9	79	Simon Robins	Steel Frame 600cc	4	7:18.548	+21.127	+44.670	<b>68.955</b>	1:48.789
10	44	Adam Nix	Steel Frame 600cc	4	7:20.511	+1.963	+46.633	<b>68.648</b>	1:46.666
11	43	Mark Robinson	Steel Frame 600cc	4	7:24.582	+4.071	+50.704	<b>68.019</b>	1:48.686
12	42	Brian Bebbington	Steel Frame 600cc	4	7:25.018	+0.436	+51.140	<b>67.952</b>	1:48.664
13	80	Gary Blundell	Steel Frame 600cc	4	8:24.026	+59.008	+1:50.148	<b>59.997</b>	2:02.943

**Supersport 600**

1	251	Dominic Fenton	Supersport 600	4	6:47.285	-	-	<b>74.248</b>	1:40.670
2	261	Alun Walley	Supersport 600	4	6:49.959	+2.674	+2.674	<b>73.763</b>	1:40.555
3	67	John Jones	Supersport 600	4	6:50.160	+0.201	+2.875	<b>73.727</b>	1:39.914
4	81	Anita Doran	Supersport 600	4	6:53.977	+3.817	+6.692	<b>73.048</b>	1:41.439
5	85	Adrian Hodson	Supersport 600	4	6:56.219	+2.242	+8.934	<b>72.654</b>	1:41.275
6	181	David Thomassom	Supersport 600	4	7:00.973	+4.754	+13.688	<b>71.834</b>	1:42.603
7	56	John Byatt	Supersport 600	4	7:02.517	+1.544	+15.232	<b>71.571</b>	1:42.761
8	30	David Hill	Supersport 600	4	7:08.158	+5.641	+20.873	<b>70.628</b>	1:43.595
9	59	Jon Webb	Supersport 600	4	7:18.821	+10.663	+31.536	<b>68.912</b>	1:47.149
10	57	Gary Walker	Supersport 600	4	7:19.389	+0.568	+32.104	<b>68.823</b>	1:47.149
11	29	Gerald Beggs	Supersport 600	4	8:23.564	+1:04.175	+1:36.279	<b>60.052</b>	2:03.424

Margin of Victory	Avg. Speed	Best Lap Tm	Best Spd	Best Lap by
+4.381	76.775	1:37.511	77.530	[20] Jamie Devine

# Nantwich & D.M.C & Cheshire M.C.R.R.C


Supersport 600

Anglesey 2.100 Miles

Race 17

24/06/2007 17:03

Race (4 Laps)



Lap	Lap Tm	Diff	Time of Day
<b>(20) Jamie Devine</b>			
1	-:--		17:04:49.641
2	<b>1:37.815</b>	+0.304	17:06:27.456
3	<b>1:37.672</b>	+0.161	17:08:05.128
4	<b>1:37.511</b>	-	17:09:42.639

Lap	Lap Tm	Diff	Time of Day
<b>(41) Glenn Walker</b>			
1	-:--		17:04:52.125
2	<b>1:37.963</b>	+0.111	17:06:30.088
3	<b>1:37.852</b>	-	17:08:07.940
4	<b>1:39.080</b>	+1.228	17:09:47.020

Lap	Lap Tm	Diff	Time of Day
<b>(25) Seamus Meally</b>			
1	-:--		17:04:51.746
2	<b>1:38.729</b>	-	17:06:30.475
3	<b>1:40.233</b>	+1.504	17:08:10.708
4	<b>1:39.582</b>	+0.853	17:09:50.290

Lap	Lap Tm	Diff	Time of Day
<b>(13) Gordon Draper</b>			
1	-:--		17:04:52.552
2	<b>1:39.680</b>	+0.323	17:06:32.232
3	<b>1:39.357</b>	-	17:08:11.589
4	<b>1:39.377</b>	+0.020	17:09:50.966

Lap	Lap Tm	Diff	Time of Day
<b>(251) Dominic Fenton</b>			
1	-:--		17:04:53.162
2	<b>1:40.670</b>	-	17:06:33.832
3	<b>1:40.998</b>	+0.328	17:08:14.830
4	<b>1:41.216</b>	+0.546	17:09:56.046

Lap	Lap Tm	Diff	Time of Day
<b>(36) Mathew Adams</b>			
1	-:--		17:04:56.802
2	<b>1:39.901</b>	+0.447	17:06:36.703
3	<b>1:39.454</b>	-	17:08:16.157
4	<b>1:40.527</b>	+1.073	17:09:56.684

Lap	Lap Tm	Diff	Time of Day
<b>(78) John Francom</b>			
1	-:--		17:04:53.362
2	<b>1:40.948</b>	+0.005	17:06:34.310
3	<b>1:40.943</b>	-	17:08:15.253
4	<b>1:41.575</b>	+0.632	17:09:56.828

Lap	Lap Tm	Diff	Time of Day
<b>(261) Alun Walley</b>			
1	-:--		17:04:55.429
2	<b>1:40.555</b>	-	17:06:35.984
3	<b>1:41.589</b>	+1.034	17:08:17.573
4	<b>1:41.147</b>	+0.592	17:09:58.720

Lap	Lap Tm	Diff	Time of Day
<b>(67) John Jones</b>			
1	-:--		17:04:57.526
2	<b>1:39.914</b>	-	17:06:37.440
3	<b>1:41.323</b>	+1.409	17:08:18.763
4	<b>1:40.158</b>	+0.244	17:09:58.921

Lap	Lap Tm	Diff	Time of Day
<b>(46) Martin Stanier</b>			
1	-:--		17:04:54.676
2	<b>1:42.197</b>	-	17:06:36.873
3	<b>1:42.614</b>	+0.417	17:08:19.487
4	<b>1:42.413</b>	+0.216	17:10:01.900

Lap	Lap Tm	Diff	Time of Day
<b>(81) Anita Doran</b>			
1	-:--		17:04:57.134
2	<b>1:42.509</b>	+1.070	17:06:39.643
3	<b>1:41.656</b>	+0.217	17:08:21.299
4	<b>1:41.439</b>	-	17:10:02.738

Lap	Lap Tm	Diff	Time of Day
<b>(85) Adrian Hodson</b>			
1	-:--		17:04:58.676
2	<b>1:42.989</b>	+1.714	17:06:41.665
3	<b>1:42.040</b>	+0.765	17:08:23.705
4	<b>1:41.275</b>	-	17:10:04.980

Lap	Lap Tm	Diff	Time of Day
<b>(16) Nigel Slater</b>			
1	-:--		17:04:56.583
2	<b>1:42.823</b>	-	17:06:39.406
3	<b>1:43.579</b>	+0.756	17:08:22.985
4	<b>1:43.197</b>	+0.374	17:10:06.182

Lap	Lap Tm	Diff	Time of Day
<b>(181) David Thomassom</b>			
1	-:--		17:04:59.872
2	<b>1:44.191</b>	+1.588	17:06:44.063
3	<b>1:43.068</b>	+0.465	17:08:27.131
4	<b>1:42.603</b>	-	17:10:09.734

Lap	Lap Tm	Diff	Time of Day
<b>(56) John Byatt</b>			
1	-:--		17:05:00.320
2	<b>1:44.863</b>	+2.102	17:06:45.183
3	<b>1:43.334</b>	+0.573	17:08:28.517
4	<b>1:42.761</b>	-	17:10:11.278

Lap	Lap Tm	Diff	Time of Day
<b>(30) David Hill</b>			
1	-:--		17:05:04.235
2	<b>1:44.406</b>	+0.811	17:06:48.641
3	<b>1:44.683</b>	+1.088	17:08:33.324
4	<b>1:43.595</b>	-	17:10:16.919

Lap	Lap Tm	Diff	Time of Day
<b>(79) Simon Robins</b>			
1	-:--		17:04:59.550
2	<b>1:50.047</b>	+1.258	17:06:49.597
3	<b>1:48.923</b>	+0.134	17:08:38.520
4	<b>1:48.789</b>	-	17:10:27.309

Lap	Lap Tm	Diff	Time of Day
<b>(59) Jon Webb</b>			
1	-:--		17:05:04.720
2	<b>1:47.438</b>	+0.289	17:06:52.158
3	<b>1:47.149</b>	-	17:08:39.307
4	<b>1:48.275</b>	+1.126	17:10:27.582

Lap	Lap Tm	Diff	Time of Day
<b>(57) Gary Walker</b>			
1	-:--		17:05:05.466
2	<b>1:48.166</b>	+1.017	17:06:53.632
3	<b>1:47.369</b>	+0.220	17:08:41.001
4	<b>1:47.149</b>	-	17:10:28.150

Lap	Lap Tm	Diff	Time of Day
<b>(44) Adam Nix</b>			
1	-:--		17:05:04.113
2	<b>1:49.988</b>	+3.322	17:06:54.101
3	<b>1:48.505</b>	+1.839	17:08:42.606
4	<b>1:46.666</b>	-	17:10:29.272

Lap	Lap Tm	Diff	Time of Day
<b>(43) Mark Robinson</b>			
1	-:--		17:05:03.816
2	<b>1:49.714</b>	+1.028	17:06:53.530
3	<b>1:51.127</b>	+2.441	17:08:44.657
4	<b>1:48.686</b>	-	17:10:33.343

Lap	Lap Tm	Diff	Time of Day
<b>(42) Brian Bebbington</b>			
1	-:--		17:05:06.375
2	<b>1:49.499</b>	+0.835	17:06:55.874
3	<b>1:49.241</b>	+0.577	17:08:45.115
4	<b>1:48.664</b>	-	17:10:33.779

Supersport 600

Anglesey 2.100 Miles

Race 17

24/06/2007 17:03

Race (4 Laps)

Competitors	Laps				
	1	2	3	4	
Jamie Devine (20)	1	20	20	20	20
Seamus Meally (25)	2	25	41	41	41
Glenn Walker (41)	3	41	25	25	25
Gordon Draper (13)	4	13	13	13	13
Dominic Fenton (251)	5	251	251	251	251
John Francom (78)	6	78	78	78	36
Martin Stanier (46)	7	46	261	36	78
Alun Walley (261)	8	261	36	261	261
Nigel Slater (16)	9	16	46	67	67
Mathew Adams (36)	10	36	67	46	46
Anita Doran (81)	11	81	16	81	81
John Jones (67)	12	67	81	16	85
Adrian Hodson (85)	13	85	85	85	16
Simon Robins (79)	14	79	181	181	181
David Thomassom (181)	15	181	56	56	56
John Byatt (56)	16	56	30	30	30
Mark Robinson (43)	17	43	79	79	79
Adam Nix (44)	18	44	59	59	59
David Hill (30)	19	30	43	57	57
Jon Webb (59)	20	59	57	44	44
Gary Walker (57)	21	57	44	43	43
Brian Bebbington (42)	22	42	42	42	42
Gerald Beggs (29)	23	29	29	29	29
Gary Blundell (80)	24	80	80	80	80

Forgotten Era &amp; Pre 95

Anglesey 2.100 Miles

Timed Practice

24/06/2007 10:50

Practice

Pos	No.	Name	Class	Best Tm	Diff	Gap	Best Spd n Lap	2nd Best	2nd Lap
1	149	Jason Dobson	Pre 1995 125cc	1:51.173	-	-	68.002 3	1:56.420	2
2	48	Paul Traynor	Forgotten Era to 400c	1:51.704	+0.531	+0.531	67.679 2	-.---	1
3	1	Bryn Owen	Pre 1995 125cc	1:53.055	+1.882	+1.351	66.870 2	1:54.146	3
4	99	James Lodge	Pre 1995 125cc	1:53.516	+2.343	+0.461	66.599 3	1:58.896	2
5	57	Michael Smith	Forgotten Era to 400c	1:53.566	+2.393	+0.050	66.569 3	1:59.578	2
6	691	Michael Carter	Forgotten Era to 400c	1:53.855	+2.682	+0.289	66.400 3	1:56.862	2
7	44	Vincent Brett	Forgotten Era to 400c	1:56.413	+5.240	+2.558	64.941 2	1:59.075	3
8	43	Kenny Shepherd	Forgotten Era to 400c	1:57.672	+6.499	+1.259	64.246 3	2:03.114	2
9	40	Paul Myler	Forgotten Era over 4C	1:57.921	+6.748	+0.249	64.111 3	2:00.245	2
10	24	Dave Carbutt	Forgotten Era to 400c	1:58.228	+7.055	+0.307	63.944 3	2:03.178	2
11	98	Steve Ferguson	Forgotten Era to 400c	1:58.522	+7.349	+0.294	63.786 3	2:01.206	2
12	16	Norman White	Forgotten Era over 4C	2:00.818	+9.645	+2.296	62.573 3	2:04.636	2
13	29	David Edwards	Forgotten Era to 400c	2:02.156	+10.983	+1.338	61.888 3	2:03.665	2
14	10	Robert Owen	Forgotten Era to 400c	2:03.872	+12.699	+1.716	61.031 3	2:06.513	2
15	45	Stephen Latham	Forgotten Era to 400c	2:03.906	+12.733	+0.034	61.014 3	2:04.985	2
16	42	Stephen Cave	Forgotten Era over 4C	2:05.063	+13.890	+1.157	60.450 3	2:13.871	2
17	5	Scott Wilson	Aprilia 125	2:06.162	+14.989	+1.099	59.923 3	2:09.446	2
18	7	Caron Roberts	Forgotten Era to 400c	2:06.832	+15.659	+0.670	59.606 3	2:10.293	2
19	53	Jimmy Aspinall	Forgotten Era to 400c	2:07.886	+16.713	+1.054	59.115 3	2:11.374	2
20	17	Les Lawton	Forgotten Era over 4C	2:11.766	+20.593	+3.880	57.374 3	2:15.294	2
21	22	Darrell Walsh	Forgotten Era over 4C	2:13.396	+22.223	+1.630	56.673 3	2:18.458	2
22	93	Rhodri Owen	Aprilia 125	2:14.518	+23.345	+1.122	56.201 3	2:17.278	2
23	21	Llewelyn Griffin	Forgotten Era over 4C	2:14.937	+23.764	+0.419	56.026 3	2:18.311	2
24	12	Gwyn Jones	Forgotten Era over 4C	2:15.063	+23.890	+0.126	55.974 3	2:17.715	2
25	81	Richard Wardle	Pre 1995 125cc	-.---	-	-	- 1	-.---	0

# Nantwich & D.M.C & Cheshire M.C.R.R.C

Forgotten Era & Pre 95

Anglesey 2.100 Miles


Timed Practice

24/06/2007 10:50

Practice

Lap	Lap Tm	Diff	Time of Day
<b>(149) Jason Dobson</b>			
1	-:--		11:05:58.253
2	<b>1:56.420</b>	+5.247	11:07:54.673
3	<b>1:51.173</b>	-	11:09:45.846
<b>(48) Paul Traynor</b>			
1	-:--		11:07:37.502
2	<b>1:51.704</b>	-	11:09:29.206
<b>(1) Bryn Owen</b>			
1	-:--		11:06:45.369
2	<b>1:53.055</b>	-	11:08:38.424
3	<b>1:54.146</b>	+1.091	11:10:32.570
<b>(99) James Lodge</b>			
1	-:--		11:05:57.735
2	<b>1:58.896</b>	+5.380	11:07:56.631
3	<b>1:53.516</b>	-	11:09:50.147
<b>(57) Michael Smith</b>			
1	-:--		11:06:53.062
2	<b>1:59.578</b>	+6.012	11:08:52.640
3	<b>1:53.566</b>	-	11:10:46.206
<b>(691) Michael Carter</b>			
1	-:--		11:05:54.143
2	<b>1:56.862</b>	+3.007	11:07:51.005
3	<b>1:53.855</b>	-	11:09:44.860
<b>(44) Vincent Brett</b>			
1	-:--		11:05:45.215
2	<b>1:56.413</b>	-	11:07:41.628
3	<b>1:59.075</b>	+2.662	11:09:40.703
<b>(43) Kenny Shepherd</b>			
1	-:--		11:06:49.135
2	<b>2:03.114</b>	+5.442	11:08:52.249
3	<b>1:57.672</b>	-	11:10:49.921
<b>(40) Paul Myler</b>			
1	-:--		11:05:33.228
2	<b>2:00.245</b>	+2.324	11:07:33.473
3	<b>1:57.921</b>	-	11:09:31.394
<b>(24) Dave Carbutt</b>			
1	-:--		11:06:38.431
2	<b>2:03.178</b>	+4.950	11:08:41.609
3	<b>1:58.228</b>	-	11:10:39.837
<b>(98) Steve Ferguson</b>			
1	-:--		11:05:59.447
2	<b>2:01.206</b>	+2.684	11:08:00.653
3	<b>1:58.522</b>	-	11:09:59.175
<b>(16) Norman White</b>			
1	-:--		11:05:32.574
2	<b>2:04.636</b>	+3.818	11:07:37.210
3	<b>2:00.818</b>	-	11:09:38.028
<b>(29) David Edwards</b>			
1	-:--		11:06:01.693
2	<b>2:03.665</b>	+1.509	11:08:05.358
3	<b>2:02.156</b>	-	11:10:07.514
<b>(10) Robert Owen</b>			

Lap	Lap Tm	Diff	Time of Day
1	-:--		11:05:52.894
2	<b>2:06.513</b>	+2.641	11:07:59.407
3	<b>2:03.872</b>	-	11:10:03.279
<b>(45) Stephen Latham</b>			
1	-:--		11:05:53.834
2	<b>2:04.985</b>	+1.079	11:07:58.819
3	<b>2:03.906</b>	-	11:10:02.725
<b>(42) Stephen Cave</b>			
1	-:--		11:06:53.921
2	<b>2:13.871</b>	+8.808	11:09:07.792
3	<b>2:05.063</b>	-	11:11:12.855
<b>(5) Scott Wilson</b>			
1	-:--		11:05:58.881
2	<b>2:09.446</b>	+3.284	11:08:08.327
3	<b>2:06.162</b>	-	11:10:14.489
<b>(7) Caron Roberts</b>			
1	-:--		11:06:08.907
2	<b>2:10.293</b>	+3.461	11:08:19.200
3	<b>2:06.832</b>	-	11:10:26.032
<b>(53) Jimmy Aspinall</b>			
1	-:--		11:06:50.714
2	<b>2:11.374</b>	+3.488	11:09:02.088
3	<b>2:07.886</b>	-	11:11:09.974
<b>(17) Les Lawton</b>			
1	-:--		11:06:52.117
2	<b>2:15.294</b>	+3.528	11:09:07.411
3	<b>2:11.766</b>	-	11:11:19.177
<b>(22) Darrell Walsh</b>			
1	-:--		11:06:03.489
2	<b>2:18.458</b>	+5.062	11:08:21.947
3	<b>2:13.396</b>	-	11:10:35.343
<b>(93) Rhodri Owen</b>			
1	-:--		11:06:13.250
2	<b>2:17.278</b>	+2.760	11:08:30.528
3	<b>2:14.518</b>	-	11:10:45.046
<b>(21) Llewelyn Griffin</b>			
1	-:--		11:06:04.821
2	<b>2:18.311</b>	+3.374	11:08:23.132
3	<b>2:14.937</b>	-	11:10:38.069
<b>(12) Gwyn Jones</b>			
1	-:--		11:06:06.321
2	<b>2:17.715</b>	+2.652	11:08:24.036
3	<b>2:15.063</b>	-	11:10:39.099
<b>(81) Richard Wardle</b>			
1	-:--		11:11:08.640



# Nantwich & D.M.C & Cheshire M.C.R.R.C


Forgotten Era & Pre 95

Races 6 & 16

Race (5 Laps)

Anglesey 2.100 Miles

24/06/2007 12:57



[2:15.063] [12] Gwyn Jones	[2:14.937] [21] Llewelyn Griffin	[2:14.518] [93] Rhodri Owen	[-:--] [81] Richard Wardle	7
<b>24</b> [2:11.766] [17] Les Lawton	<b>23</b> [2:07.886] [53] Jimmy Aspinall	<b>22</b> [2:06.832] [7] Caron Roberts	<b>25</b> [2:13.396] [22] Darrell Walsh	6
<b>20</b> [2:05.063] [42] Stephen Cave	<b>19</b> [2:03.906] [45] Stephen Latham	<b>18</b> [2:03.872] [10] Robert Owen	<b>21</b> [2:06.162] [5] Scott Wilson	5
<b>16</b> [2:00.818] [16] Norman White	<b>15</b> [1:58.522] [98] Steve Ferguson	<b>14</b> [1:58.228] [24] Dave Carbutt	<b>17</b> [2:02.156] [29] David Edwards	4
<b>12</b> [1:57.672] [43] Kenny Shepherd	<b>11</b> [1:56.413] [44] Vincent Brett	<b>10</b> [1:53.855] [691] Michael Carter	<b>13</b> [1:57.921] [40] Paul Myler	3
<b>8</b> [1:53.516] [99] James Lodge	<b>7</b> [1:53.055] [1] Bryn Owen	<b>6</b> [1:51.704] [48] Paul Traynor	<b>9</b> [1:53.566] [57] Michael Smith	2
<b>4</b>	<b>3</b>	<b>2</b>	<b>5</b> [1:51.173] [149] Jason Dobson	1
			<b>1</b>	

Grid for Races 6 & 16



Forgotten Era &amp; Pre 95

Anglesey 2.100 Miles

Race 6

24/06/2007 14:16

Race (5 Laps)

Pos	No.	Name	Class	Laps	Total Tm	Gap	Diff	Avg. Speed	Best Tm
<b>Aprilia 125</b>									
1	5	Scott Wilson	Aprilia 125	5	10:14.799	-	-	61.484	2:00.085
2	93	Rhodri Owen	Aprilia 125	4	8:45.909	1 Lap	1 Lap	57.500	2:07.729
<b>Forgotten Era over 400cc</b>									
1	42	Stephen Cave	Forgotten Era over 400cc	5	8:43.030	-	-	72.271	1:42.466
2	21	Llewelyn Griffin	Forgotten Era over 400cc	5	9:07.556	+24.526	+24.526	69.034	1:45.265
3	16	Norman White	Forgotten Era over 400cc	5	9:11.445	+3.889	+28.415	68.547	1:48.945
4	40	Paul Myler	Forgotten Era over 400cc	5	9:17.505	+6.060	+34.475	67.802	1:49.677
5	22	Darrell Walsh	Forgotten Era over 400cc	5	10:04.813	+47.308	+1:21.783	62.499	1:58.915
6	12	Gwyn Jones	Forgotten Era over 400cc	5	10:15.842	+11.029	+1:32.812	61.379	1:58.524
7	17	Les Lawton	Forgotten Era over 400cc	4	8:35.370	1 Lap	1 Lap	58.676	2:06.472
<b>Forgotten Era to 400cc</b>									
1	57	Michael Smith	Forgotten Era to 400cc	5	8:37.370	-	-	73.062	1:40.028
2	48	Paul Traynor	Forgotten Era to 400cc	5	8:48.732	+11.362	+11.362	71.492	1:44.474
3	691	Michael Carter	Forgotten Era to 400cc	5	8:54.707	+5.975	+17.337	70.693	1:45.360
4	98	Steve Ferguson	Forgotten Era to 400cc	5	8:58.839	+4.132	+21.469	70.151	1:45.212
5	74	Jamie O'Brien	Forgotten Era to 400cc	5	8:59.637	+0.798	+22.267	70.047	1:44.589
6	43	Kenny Shepherd	Forgotten Era to 400cc	5	9:02.660	+3.023	+25.290	69.657	1:47.301
7	44	Vincent Brett	Forgotten Era to 400cc	5	9:16.848	+14.188	+39.478	67.882	1:49.192
8	24	Dave Carbutt	Forgotten Era to 400cc	5	9:17.993	+1.145	+40.623	67.743	1:49.661
9	7	Caron Roberts	Forgotten Era to 400cc	5	9:24.178	+6.185	+46.808	67.000	1:48.997
10	10	Robert Owen	Forgotten Era to 400cc	5	9:24.526	+0.348	+47.156	66.959	1:50.529
11	45	Stephen Latham	Forgotten Era to 400cc	5	9:35.175	+10.649	+57.805	65.719	1:52.373
12	53	Jimmy Aspinall	Forgotten Era to 400cc	5	9:40.654	+5.479	+1:03.284	65.099	1:53.154
13	144	John Roberts	Forgotten Era to 400cc	5	9:57.097	+16.443	+1:19.727	63.306	1:57.052
14	29	David Edwards	Forgotten Era to 400cc	5	10:16.099	+19.002	+1:38.729	61.354	2:00.089
<b>Pre 1995 125cc</b>									
1	99	James Lodge	Pre 1995 125cc	5	8:30.315	-	-	74.072	1:40.131
2	1	Bryn Owen	Pre 1995 125cc	5	8:36.180	+5.865	+5.865	73.230	1:42.010
3	149	Jason Dobson	Pre 1995 125cc	5	8:38.105	+1.925	+7.790	72.958	1:41.626
4	69	Jonathan Lodge	Pre 1995 125cc	5	9:55.991	+1:17.886	+1:25.676	63.424	1:55.927
5	2	Jerry Lodge	Pre 1995 125cc	5	9:56.372	+0.381	+1:26.057	63.383	1:55.309
6	81	Richard Wardle	Pre 1995 125cc	4	8:31.145	1 Lap	1 Lap	59.161	2:03.801
7	84	Robin Lamb	Pre 1995 125cc	4	8:36.426	+5.281	+5.281	58.556	2:06.423

Margin of Victory	Avg. Speed	Best Lap Tm	Best Spd	Best Lap by
+5.865	74.072	1:40.028	75.579	[57] Michael Smith

# Nantwich & D.M.C & Cheshire M.C.R.R.C

Forgotten Era & Pre 95

Anglesey 2.100 Miles

Race 6

24/06/2007 14:16

Race (5 Laps)

Lap	Lap Tm	Diff	Time of Day
<b>(99) James Lodge</b>			
1	-:--	-	14:18:10.355
2	<b>1:40.131</b>	-	14:19:50.486
3	<b>1:40.156</b>	+0.025	14:21:30.642
4	<b>1:41.048</b>	+0.917	14:23:11.690
5	<b>1:41.985</b>	+1.854	14:24:53.675

Lap	Lap Tm	Diff	Time of Day
<b>(1) Bryn Owen</b>			
1	-:--	-	14:18:09.198
2	<b>1:42.670</b>	+0.660	14:19:51.868
3	<b>1:42.010</b>	-	14:21:33.878
4	<b>1:42.255</b>	+0.245	14:23:16.133
5	<b>1:43.407</b>	+1.397	14:24:59.540

Lap	Lap Tm	Diff	Time of Day
<b>(57) Michael Smith</b>			
1	-:--	-	14:18:13.748
2	<b>1:42.507</b>	+2.479	14:19:56.255
3	<b>1:42.294</b>	+2.266	14:21:38.549
4	<b>1:42.153</b>	+2.125	14:23:20.702
5	<b>1:40.028</b>	-	14:25:00.730

Lap	Lap Tm	Diff	Time of Day
<b>(149) Jason Dobson</b>			
1	-:--	-	14:18:11.565
2	<b>1:44.326</b>	+2.700	14:19:55.891
3	<b>1:42.119</b>	+0.493	14:21:38.010
4	<b>1:41.829</b>	+0.203	14:23:19.839
5	<b>1:41.626</b>	-	14:25:01.465

Lap	Lap Tm	Diff	Time of Day
<b>(42) Stephen Cave</b>			
1	-:--	-	14:18:15.248
2	<b>1:43.189</b>	+0.723	14:19:58.437
3	<b>1:42.484</b>	+0.018	14:21:40.921
4	<b>1:43.003</b>	+0.537	14:23:23.924
5	<b>1:42.466</b>	-	14:25:06.390

Lap	Lap Tm	Diff	Time of Day
<b>(48) Paul Traynor</b>			
1	-:--	-	14:18:11.110
2	<b>1:44.474</b>	-	14:19:55.584
3	<b>1:46.091</b>	+1.617	14:21:41.675
4	<b>1:45.381</b>	+0.907	14:23:27.056
5	<b>1:45.036</b>	+0.562	14:25:12.092

Lap	Lap Tm	Diff	Time of Day
<b>(691) Michael Carter</b>			
1	-:--	-	14:18:14.500
2	<b>1:45.545</b>	+0.185	14:20:00.045
3	<b>1:46.729</b>	+1.369	14:21:46.774
4	<b>1:45.933</b>	+0.573	14:23:32.707
5	<b>1:45.360</b>	-	14:25:18.067

Lap	Lap Tm	Diff	Time of Day
<b>(98) Steve Ferguson</b>			
1	-:--	-	14:18:17.587
2	<b>1:47.002</b>	+1.790	14:20:04.589
3	<b>1:46.346</b>	+1.134	14:21:50.935
4	<b>1:46.052</b>	+0.840	14:23:36.987
5	<b>1:45.212</b>	-	14:25:22.199

Lap	Lap Tm	Diff	Time of Day
<b>(74) Jamie O'Brien</b>			
1	-:--	-	14:18:18.997
2	<b>1:46.725</b>	+2.136	14:20:05.722
3	<b>1:46.234</b>	+1.645	14:21:51.956
4	<b>1:46.452</b>	+1.863	14:23:38.408
5	<b>1:44.589</b>	-	14:25:22.997

Lap	Lap Tm	Diff	Time of Day
<b>(43) Kenny Shepherd</b>			
1	-:--	-	14:18:15.159

Lap	Lap Tm	Diff	Time of Day
2	<b>1:47.470</b>	+0.169	14:20:02.629
3	<b>1:47.301</b>	-	14:21:49.930
4	<b>1:47.771</b>	+0.470	14:23:37.701
5	<b>1:48.319</b>	+1.018	14:25:26.020

Lap	Lap Tm	Diff	Time of Day
<b>(21) Llewelyn Griffin</b>			
1	-:--	-	14:18:23.220
2	<b>1:48.888</b>	+3.623	14:20:12.108
3	<b>1:47.496</b>	+2.231	14:21:59.604
4	<b>1:46.047</b>	+0.782	14:23:45.651
5	<b>1:45.265</b>	-	14:25:30.916

Lap	Lap Tm	Diff	Time of Day
<b>(16) Norman White</b>			
1	-:--	-	14:18:17.332
2	<b>1:48.945</b>	-	14:20:06.277
3	<b>1:49.440</b>	+0.495	14:21:55.717
4	<b>1:49.634</b>	+0.689	14:23:45.351
5	<b>1:49.454</b>	+0.509	14:25:34.805

Lap	Lap Tm	Diff	Time of Day
<b>(44) Vincent Brett</b>			
1	-:--	-	14:18:19.879
2	<b>1:49.192</b>	-	14:20:09.071
3	<b>1:50.009</b>	+0.817	14:21:59.080
4	<b>1:50.258</b>	+1.066	14:23:49.338
5	<b>1:50.870</b>	+1.678	14:25:40.208

Lap	Lap Tm	Diff	Time of Day
<b>(40) Paul Myler</b>			
1	-:--	-	14:18:20.730
2	<b>1:49.740</b>	+0.063	14:20:10.470
3	<b>1:49.677</b>	-	14:22:00.147
4	<b>1:49.889</b>	+0.212	14:23:50.036
5	<b>1:50.829</b>	+1.152	14:25:40.865

Lap	Lap Tm	Diff	Time of Day
<b>(24) Dave Carbutt</b>			
1	-:--	-	14:18:21.674
2	<b>1:50.277</b>	+0.616	14:20:11.951
3	<b>1:49.661</b>	-	14:22:01.612
4	<b>1:49.788</b>	+0.127	14:23:51.400
5	<b>1:49.953</b>	+0.292	14:25:41.353

Lap	Lap Tm	Diff	Time of Day
<b>(7) Caron Roberts</b>			
1	-:--	-	14:18:22.536
2	<b>1:52.408</b>	+3.411	14:20:14.944
3	<b>1:51.694</b>	+2.697	14:22:06.638
4	<b>1:51.903</b>	+2.906	14:23:58.541
5	<b>1:48.997</b>	-	14:25:47.538

Lap	Lap Tm	Diff	Time of Day
<b>(10) Robert Owen</b>			
1	-:--	-	14:18:22.954
2	<b>1:52.214</b>	+1.685	14:20:15.168
3	<b>1:50.995</b>	+0.466	14:22:06.163
4	<b>1:51.194</b>	+0.665	14:23:57.357
5	<b>1:50.529</b>	-	14:25:47.886

Lap	Lap Tm	Diff	Time of Day
<b>(45) Stephen Latham</b>			
1	-:--	-	14:18:23.764
2	<b>1:52.373</b>	-	14:20:16.137
3	<b>1:52.836</b>	+0.463	14:22:08.973
4	<b>1:54.800</b>	+2.427	14:24:03.773
5	<b>1:54.762</b>	+2.389	14:25:58.535

Lap	Lap Tm	Diff	Time of Day
<b>(53) Jimmy Aspinall</b>			
1	-:--	-	14:18:28.129
2	<b>1:54.553</b>	+1.399	14:20:22.682
3	<b>1:53.869</b>	+0.715	14:22:16.551
4	<b>1:53.154</b>	-	14:24:09.705

Lap	Lap Tm	Diff	Time of Day
5	<b>1:54.309</b>	+1.155	14:26:04.014

Lap	Lap Tm	Diff	Time of Day
<b>(69) Jonathan Lodge</b>			
1	-:--	-	14:18:31.902
2	<b>1:59.464</b>	+3.537	14:20:31.366
3	<b>1:56.031</b>	+0.104	14:22:27.397
4	<b>1:55.927</b>	-	14:24:23.324
5	<b>1:56.027</b>	+0.100	14:26:19.351

Lap	Lap Tm	Diff	Time of Day
<b>(2) Jerry Lodge</b>			
1	-:--	-	14:18:32.015
2	<b>1:58.875</b>	+3.566	14:20:30.890
3	<b>1:56.810</b>	+1.501	14:22:27.700
4	<b>1:56.723</b>	+1.414	14:24:24.423
5	<b>1:55.309</b>	-	14:26:19.732

Lap	Lap Tm	Diff	Time of Day
<b>(144) John Roberts</b>			
1	-:--	-	14:18:31.104
2	<b>1:57.052</b>	-	14:20:28.156
3	<b>1:57.327</b>	+0.275	14:22:25.483
4	<b>1:57.863</b>	+0.811	14:24:23.346
5	<b>1:57.111</b>	+0.059	14:26:20.457

Lap	Lap Tm	Diff	Time of Day
<b>(22) Darrell Walsh</b>			
1	-:--	-	14:18:29.656
2	<b>2:00.662</b>	+1.747	14:20:30.318
3	<b>1:59.917</b>	+1.002	14:22:30.235
4	<b>1:58.915</b>	-	14:24:29.150
5	<b>1:59.023</b>	+0.108	14:26:28.173

Lap	Lap Tm	Diff	Time of Day
<b>(5) Scott Wilson</b>			
1	-:--	-	14:18:34.625
2	<b>2:00.929</b>	+0.844	14:20:35.554
3	<b>2:02.107</b>	+2.022	14:22:37.661
4	<b>2:00.413</b>	+0.328	14:24:38.074
5	<b>2:00.085</b>	-	14:26:38.159


Lap	Lap Tm	Diff	Time of Day
<b>(12) Gwyn Jones</b>			
1	-:--	-	14:18:36.529
2	<b>2:05.761</b>	+7.237	14:20:42.290
3	<b>1:59.810</b>	+1.286	14:22:42.100
4	<b>1:58.578</b>	+0.054	14:24:40.678
5	<b>1:58.524</b>	-	14:26:39.202

Lap	Lap Tm	Diff	Time of Day
<b>(29) David Edwards</b>			
1	-:--	-	14:18:33.293
2	<b>2:02.118</b>	+2.029	14:20:35.411
3	<b>2:03.104</b>	+3.015	14:22:38.515
4	<b>2:00.855</b>	+0.766	14:24:39.370
5	<b>2:00.089</b>	-	14:26:39.459

Lap	Lap Tm	Diff	Time of Day
<b>(81) Richard Wardle</b>			
1	-:--	-	14:18:37.602
2	<b>2:07.317</b>	+3.516	14:20:44.919
3	<b>2:03.801</b>	-	14:22:48.720
4	<b>2:05.785</b>	+1.984	14:24:54.505

Lap	Lap Tm	Diff	Time of Day
<b>(17) Les Lawton</b>			
1	-:--	-	14:18:35.330
2	<b>2:06.472</b>	-	14:20:41.802
3	<b>2:09.687</b>	+3.215	14:22:51.489
4	<b>2:07.241</b>	+0.769	14:24:58.730

Lap	Lap Tm	Diff	Time of Day
<b>(84) Robin Lamb</b>			
1	-:--	-	14:18:37.945
2	<b>2:06.423</b>	-	14:20:44.368



Lap	Lap Tm	Diff	Time of Day
3	2:08.484	+2.061	14:22:52.852
4	2:06.934	+0.511	14:24:59.786

Lap	Lap Tm	Diff	Time of Day
-----	--------	------	-------------

Lap	Lap Tm	Diff	Time of Day
-----	--------	------	-------------

(93) Rhodri Owen

1	--		14:18:41.090
2	2:10.503	+2.774	14:20:51.593
3	2:09.947	+2.218	14:23:01.540
4	2:07.729	-	14:25:09.269

Forgotten Era &amp; Pre 95

Anglesey 2.100 Miles

Race 6

24/06/2007 14:16

Race (5 Laps)

Competitors	Laps				
	1	2	3	4	5
Bryn Owen (1)	1	1	99	99	99
James Lodge (99)	2	99	1	1	1
Paul Traynor (48)	3	48	48	149	149
Jason Dobson (149)	4	149	149	57	57
Michael Smith (57)	5	57	57	42	42
Michael Carter (691)	6	691	42	48	48
Kenny Shepherd (43)	7	43	691	691	691
Stephen Cave (42)	8	42	43	43	98
Norman White (16)	9	16	98	98	43
Steve Ferguson (98)	10	98	74	74	74
Jamie O'Brien (74)	11	74	16	16	16
Vincent Brett (44)	12	44	44	44	21
Paul Myler (40)	13	40	40	21	44
Dave Carbutt (24)	14	24	24	40	40
Caron Roberts (7)	15	7	21	24	24
Robert Owen (10)	16	10	7	10	10
Llewelyn Griffin (21)	17	21	10	7	7
Stephen Latham (45)	18	45	45	45	45
Jimmy Aspinall (53)	19	53	53	53	53
Darrell Walsh (22)	20	22	144	144	69
John Roberts (144)	21	144	22	69	144
Jonathan Lodge (69)	22	69	2	2	2
Jerry Lodge (2)	23	2	69	22	22
David Edwards (29)	24	29	29	5	5
Scott Wilson (5)	25	5	5	29	29
Les Lawton (17)	26	17	17	12	12
Gwyn Jones (12)	27	12	12	81	81
Richard Wardle (81)	28	81	84	17	17
Robin Lamb (84)	29	84	81	84	84
Rhodri Owen (93)	30	93	93	93	93

Forgotten Era &amp; Pre 95

Anglesey 2.100 Miles

Race 16

24/06/2007 16:49

Race (4 Laps)

Pos	No.	Name	Class	Laps	Total Tm	Gap	Diff	Avg. Speed	Best Tm
<b>Aprilia 125</b>									
1	5	Scott Wilson	Aprilia 125	4	8:05.276	-	-	62.315	1:58.945
2	93	Rhodri Owen	Aprilia 125	4	8:29.369	+24.093	+24.093	59.368	2:04.419
<b>Forgotten Era over 400cc</b>									
1	42	Stephen Cave	Forgotten Era over 400cc	4	6:50.512	-	-	73.664	1:40.858
2	21	Llewelyn Griffin	Forgotten Era over 400cc	4	7:12.707	+22.195	+22.195	69.886	1:45.106
3	40	Paul Myler	Forgotten Era over 400cc	4	7:17.126	+4.419	+26.614	69.179	1:47.005
4	22	Darrell Walsh	Forgotten Era over 400cc	4	7:55.488	+38.362	+1:04.976	63.598	1:55.751
<b>Forgotten Era to 400cc</b>									
1	57	Michael Smith	Forgotten Era to 400cc	4	6:46.122	-	-	74.460	1:39.614
2	74	Jamie O'Brien	Forgotten Era to 400cc	4	6:55.841	+9.719	+9.719	72.720	1:42.319
3	48	Paul Traynor	Forgotten Era to 400cc	4	7:01.187	+5.346	+15.065	71.797	1:43.162
4	98	Steve Ferguson	Forgotten Era to 400cc	4	7:01.381	+0.194	+15.259	71.764	1:43.961
5	691	Michael Carter	Forgotten Era to 400cc	4	7:01.725	+0.344	+15.603	71.705	1:44.655
6	43	Kenny Shepherd	Forgotten Era to 400cc	4	7:10.506	+8.781	+24.384	70.243	1:46.562
7	7	Caron Roberts	Forgotten Era to 400cc	4	7:18.180	+7.674	+32.058	69.013	1:47.619
8	44	Vincent Brett	Forgotten Era to 400cc	4	7:18.752	+0.572	+32.630	68.923	1:47.733
9	24	Dave Carbutt	Forgotten Era to 400cc	4	7:22.046	+3.294	+35.924	68.409	1:48.455
10	53	Jimmy Aspinall	Forgotten Era to 400cc	4	7:31.719	+9.673	+45.597	66.944	1:50.926
11	144	John Roberts	Forgotten Era to 400cc	4	7:54.454	+22.735	+1:08.332	63.736	1:55.270
12	29	David Edwards	Forgotten Era to 400cc	4	8:09.679	+15.225	+1:23.557	61.755	1:59.602
13	45	Stephen Latham	Forgotten Era to 400cc	3	5:53.690	1 Lap	1 Lap	64.124	1:55.300
<b>Pre 1995 125cc</b>									
1	99	James Lodge	Pre 1995 125cc	4	6:41.274	-	-	75.360	1:39.310
2	1	Bryn Owen	Pre 1995 125cc	4	6:49.801	+8.527	+8.527	73.792	1:41.269
3	149	Jason Dobson	Pre 1995 125cc	4	6:50.906	+1.105	+9.632	73.593	1:41.003
4	69	Jonathan Lodge	Pre 1995 125cc	4	7:46.311	+55.405	+1:05.037	64.849	1:54.830
5	2	Jerry Lodge	Pre 1995 125cc	4	7:54.289	+7.978	+1:13.015	63.759	1:56.867
6	81	Richard Wardle	Pre 1995 125cc	4	8:05.833	+11.544	+1:24.559	62.244	1:58.825
7	84	Robin Lamb	Pre 1995 125cc	4	8:29.759	+23.926	+1:48.485	59.322	2:06.202

Margin of Victory	Avg. Speed	Best Lap Tm	Best Spd	Best Lap by
+4.848	75.360	1:39.310	76.125	[99] James Lodge

# Nantwich & D.M.C & Cheshire M.C.R.R.C

Forgotten Era & Pre 95

Anglesey 2.100 Miles

Race 16

24/06/2007 16:49

Race (4 Laps)

Lap	Lap Tm	Diff	Time of Day
<b>(99) James Lodge</b>			
1	-:--		16:51:16.958
2	<b>1:39.959</b>	+0.649	16:52:56.917
3	<b>1:39.310</b>	-	16:54:36.227
4	<b>1:39.634</b>	+0.324	16:56:15.861

Lap	Lap Tm	Diff	Time of Day
<b>(57) Michael Smith</b>			
1	-:--		16:51:19.164
2	<b>1:41.009</b>	+1.395	16:53:00.173
3	<b>1:40.922</b>	+1.308	16:54:41.095
4	<b>1:39.614</b>	-	16:56:20.709

Lap	Lap Tm	Diff	Time of Day
<b>(1) Bryn Owen</b>			
1	-:--		16:51:17.789
2	<b>1:41.333</b>	+0.064	16:52:59.122
3	<b>1:41.269</b>	-	16:54:40.391
4	<b>1:43.997</b>	+2.728	16:56:24.388

Lap	Lap Tm	Diff	Time of Day
<b>(42) Stephen Cave</b>			
1	-:--		16:51:20.980
2	<b>1:40.858</b>	-	16:53:01.838
3	<b>1:41.436</b>	+0.578	16:54:43.274
4	<b>1:41.825</b>	+0.967	16:56:25.099

Lap	Lap Tm	Diff	Time of Day
<b>(149) Jason Dobson</b>			
1	-:--		16:51:20.391
2	<b>1:41.003</b>	-	16:53:01.394
3	<b>1:41.959</b>	+0.956	16:54:43.353
4	<b>1:42.140</b>	+1.137	16:56:25.493

Lap	Lap Tm	Diff	Time of Day
<b>(74) Jamie O'Brien</b>			
1	-:--		16:51:22.501
2	<b>1:43.018</b>	+0.699	16:53:05.519
3	<b>1:42.590</b>	+0.271	16:54:48.109
4	<b>1:42.319</b>	-	16:56:30.428

Lap	Lap Tm	Diff	Time of Day
<b>(48) Paul Traynor</b>			
1	-:--		16:51:22.948
2	<b>1:43.162</b>	-	16:53:06.110
3	<b>1:44.573</b>	+1.411	16:54:50.683
4	<b>1:45.091</b>	+1.929	16:56:35.774

Lap	Lap Tm	Diff	Time of Day
<b>(98) Steve Ferguson</b>			
1	-:--		16:51:23.438
2	<b>1:44.547</b>	+0.586	16:53:07.985
3	<b>1:44.022</b>	+0.061	16:54:52.007
4	<b>1:43.961</b>	-	16:56:35.968

Lap	Lap Tm	Diff	Time of Day
<b>(691) Michael Carter</b>			
1	-:--		16:51:21.748
2	<b>1:44.948</b>	+0.293	16:53:06.696
3	<b>1:44.961</b>	+0.306	16:54:51.657
4	<b>1:44.655</b>	-	16:56:36.312

Lap	Lap Tm	Diff	Time of Day
<b>(43) Kenny Shepherd</b>			
1	-:--		16:51:24.509
2	<b>1:47.044</b>	+0.482	16:53:11.553
3	<b>1:46.562</b>	-	16:54:58.115
4	<b>1:46.978</b>	+0.416	16:56:45.093

Lap	Lap Tm	Diff	Time of Day
<b>(21) Llewelyn Griffin</b>			
1	-:--		16:51:28.531
2	<b>1:47.385</b>	+2.279	16:53:15.916
3	<b>1:46.272</b>	+1.166	16:55:02.188
4	<b>1:45.106</b>	-	16:56:47.294

Lap	Lap Tm	Diff	Time of Day
<b>(40) Paul Myler</b>			
1	-:--		16:51:28.107
2	<b>1:47.005</b>	-	16:53:15.112
3	<b>1:48.011</b>	+1.006	16:55:03.123
4	<b>1:48.590</b>	+1.585	16:56:51.713

Lap	Lap Tm	Diff	Time of Day
<b>(7) Caron Roberts</b>			
1	-:--		16:51:28.389
2	<b>1:48.570</b>	+0.951	16:53:16.959
3	<b>1:48.189</b>	+0.570	16:55:05.148
4	<b>1:47.619</b>	-	16:56:52.767

Lap	Lap Tm	Diff	Time of Day
<b>(44) Vincent Brett</b>			
1	-:--		16:51:26.760
2	<b>1:47.733</b>	-	16:53:14.493
3	<b>1:49.135</b>	+1.402	16:55:03.628
4	<b>1:49.711</b>	+1.978	16:56:53.339

Lap	Lap Tm	Diff	Time of Day
<b>(24) Dave Carbutt</b>			
1	-:--		16:51:29.485
2	<b>1:49.423</b>	+0.968	16:53:18.908
3	<b>1:48.455</b>	-	16:55:07.363
4	<b>1:49.270</b>	+0.815	16:56:56.633

Lap	Lap Tm	Diff	Time of Day
<b>(53) Jimmy Aspinall</b>			
1	-:--		16:51:32.082
2	<b>1:50.926</b>	-	16:53:23.008
3	<b>1:52.133</b>	+1.207	16:55:15.141
4	<b>1:51.165</b>	+0.239	16:57:06.306

Lap	Lap Tm	Diff	Time of Day
<b>(69) Jonathan Lodge</b>			
1	-:--		16:51:35.571
2	<b>1:55.470</b>	+0.640	16:53:31.041
3	<b>1:55.027</b>	+0.197	16:55:26.068
4	<b>1:54.830</b>	-	16:57:20.898

Lap	Lap Tm	Diff	Time of Day
<b>(2) Jerry Lodge</b>			
1	-:--		16:51:37.651
2	<b>1:57.023</b>	+0.156	16:53:34.674
3	<b>1:57.335</b>	+0.468	16:55:32.009
4	<b>1:56.867</b>	-	16:57:28.876

Lap	Lap Tm	Diff	Time of Day
<b>(144) John Roberts</b>			
1	-:--		16:51:40.154
2	<b>1:58.084</b>	+2.814	16:53:38.238
3	<b>1:55.270</b>	-	16:55:33.508
4	<b>1:55.533</b>	+0.263	16:57:29.041

Lap	Lap Tm	Diff	Time of Day
<b>(22) Darrell Walsh</b>			
1	-:--		16:51:38.976
2	<b>1:58.106</b>	+2.355	16:53:37.082
3	<b>1:57.242</b>	+1.491	16:55:34.324
4	<b>1:55.751</b>	-	16:57:30.075

Lap	Lap Tm	Diff	Time of Day
<b>(5) Scott Wilson</b>			
1	-:--		16:51:42.240
2	<b>1:59.540</b>	+0.505	16:53:41.690
3	<b>1:58.945</b>	-	16:55:40.635
4	<b>1:59.228</b>	+0.283	16:57:39.863

Lap	Lap Tm	Diff	Time of Day
<b>(81) Richard Wardle</b>			
1	-:--		16:51:38.201
2	<b>2:00.851</b>	+2.026	16:53:39.052
3	<b>2:02.543</b>	+3.718	16:55:41.595
4	<b>1:58.825</b>	-	16:57:40.420

Lap	Lap Tm	Diff	Time of Day
<b>(29) David Edwards</b>			
1	-:--		16:51:43.018
2	<b>1:59.602</b>	-	16:53:42.620
3	<b>1:59.900</b>	+0.298	16:55:42.520
4	<b>2:01.746</b>	+2.144	16:57:44.266

Lap	Lap Tm	Diff	Time of Day
<b>(93) Rhodri Owen</b>			
1	-:--		16:51:49.164
2	<b>2:05.148</b>	+0.729	16:53:54.312
3	<b>2:05.225</b>	+0.806	16:55:59.537
4	<b>2:04.419</b>	-	16:58:03.956

Lap	Lap Tm	Diff	Time of Day
<b>(84) Robin Lamb</b>			
1	-:--		16:51:44.372
2	<b>2:06.343</b>	+0.141	16:53:50.715
3	<b>2:06.202</b>	-	16:55:56.917
4	<b>2:07.429</b>	+1.227	16:58:04.346

Lap	Lap Tm	Diff	Time of Day
<b>(45) Stephen Latham</b>			
1	-:--		16:51:37.442
2	<b>1:55.535</b>	+0.235	16:53:32.977
3	<b>1:55.300</b>	-	16:55:28.277

Forgotten Era &amp; Pre 95

Anglesey 2.100 Miles

Race 16

24/06/2007 16:49

Race (4 Laps)

Competitors	Laps				
	1	2	3	4	
James Lodge (99)	1	99	99	99	99
Bryn Owen (1)	2	1	1	1	57
Michael Smith (57)	3	57	57	57	1
Jason Dobson (149)	4	149	149	42	42
Stephen Cave (42)	5	42	42	149	149
Michael Carter (691)	6	691	74	74	74
Jamie O'Brien (74)	7	74	48	48	48
Paul Traynor (48)	8	48	691	691	98
Steve Ferguson (98)	9	98	98	98	691
Kenny Shepherd (43)	10	43	43	43	43
Vincent Brett (44)	11	44	44	21	21
Paul Myler (40)	12	40	40	40	40
Caron Roberts (7)	13	7	21	44	7
Llewelyn Griffin (21)	14	21	7	7	44
Dave Carbutt (24)	15	24	24	24	24
Jimmy Aspinall (53)	16	53	53	53	53
Jonathan Lodge (69)	17	69	69	69	69
Stephen Latham (45)	18	45	45	45	2
Jerry Lodge (2)	19	2	2	2	144
Richard Wardle (81)	20	81	22	144	22
Darrell Walsh (22)	21	22	144	22	5
John Roberts (144)	22	144	81	5	81
Scott Wilson (5)	23	5	5	81	29
David Edwards (29)	24	29	29	29	93
Robin Lamb (84)	25	84	84	84	84
Rhodri Owen (93)	26	93	93	93	

SS400 &amp; Twins


Anglesey 2.100 Miles

Timed Practice

24/06/2007 11:02

Practice

Pos	No.	Name	Class	Best Tm	Diff	Gap	Best Spd	In Lap	2nd Best	2nd Lap	Nat
1	66	Andy Jones	Twin Cylinder 650c	1:44.013	-	-	72.683	3	1:46.117		2
2	20	Malcolm McKinney	Twin Cylinder 650c	1:45.861	+1.848	+1.848	71.414	3	1:47.954		2
3	28	Brendan Stone	Supersport 400	1:47.192	+3.179	+1.331	70.528	3	1:48.842		2
4	19	Coyles Wright	Twin Cylinder 650c	1:47.882	+3.869	+0.690	70.077	3	1:49.619		2
5	42	Steven Hill	Twin Cylinder 650c	1:49.327	+5.314	+1.445	69.150	2	-:--		1
6	26	Tim Kermod	Supersport 400	1:49.473	+5.460	+0.146	69.058	3	1:51.340		2
7	97	Paul Turner	Twin Cylinder 650c	1:49.567	+5.554	+0.094	68.999	2	1:49.775		3
8	67	Stephen Porter	Supersport 400	1:49.724	+5.711	+0.157	68.900	2	-:--		1
9	17	Alastair Bayley	Supersport 400	1:49.957	+5.944	+0.233	68.754	3	1:52.746		2
10	60	Oliver Riley	Supersport 400	1:52.098	+8.085	+2.141	67.441	2	-:--		1
11	94	Mark Hornsey	Supersport 400	1:52.690	+8.677	+0.592	67.087	3	1:52.874		2
12	23	Andrew Dumbill	Supersport 400	1:54.132	+10.119	+1.442	66.239	3	1:57.680		2
13	169	Mike Dorey	Supersport 400	1:54.160	+10.147	+0.028	66.223	3	1:55.720		2
14	48	Paul Traynor	Supersport 400	1:54.264	+10.251	+0.104	66.163	3	1:54.591		2
15	27	Nathan Edwards	Supersport 400	1:54.735	+10.722	+0.471	65.891	3	1:57.418		2
16	21	Martin Lyons	Supersport 400	1:54.859	+10.846	+0.124	65.820	3	1:56.257		2
17	24	Dave Carbutt	Supersport 400	1:55.231	+11.218	+0.372	65.607	3	1:57.268		2
18	11	Michael Jones	Supersport 400	1:56.254	+12.241	+1.023	65.030	2	1:57.369		3
19	89	David Jones	Supersport 400	1:57.021	+13.008	+0.767	64.604	2	-:--		1
20	44	Vincent Brett	Supersport 400	1:57.183	+13.170	+0.162	64.514	2	2:05.192		3
21	5	Keith Attwood	Twin Cylinder 650c	1:57.430	+13.417	+0.247	64.379	2	1:58.866		3
22	98	Steve Ferguson	Supersport 400	1:57.529	+13.516	+0.099	64.325	2	-:--		1
23	19	Dave Hassall	Supersport 400	2:01.763	+17.750	+4.234	62.088	3	2:06.049		2
24	40	Paul Myler	Supersport 400	2:01.810	+17.797	+0.047	62.064	2	2:04.498		3
25	86	John Goode	Supersport 400	2:01.977	+17.964	+0.167	61.979	3	2:04.603		2
26	163	Gordon Beckett	Supersport 400	2:02.468	+18.455	+0.491	61.730	2	2:03.339		3
27	25	Paul Nolan	Supersport 400	2:06.559	+22.546	+4.091	59.735	2	2:07.303		3
28	170	Richard Dorey	Supersport 400	2:13.837	+29.824	+7.278	56.487	2	-:--		1
29	145	Freddy Dunn	Supersport 400	-:--	-	-	-	1	-:--		0



Lap	Lap Tm	Diff	Time of Day
<b>(66) Andy Jones</b>			
1	-:--		11:15:27.775
2	<b>1:46.117</b>	+2.104	11:17:13.892
3	<b>1:44.013</b>	-	11:18:57.905

Lap	Lap Tm	Diff	Time of Day
<b>(20) Malcolm McKinney</b>			
1	-:--		11:15:28.084
2	<b>1:47.954</b>	+2.093	11:17:16.038
3	<b>1:45.861</b>	-	11:19:01.899

Lap	Lap Tm	Diff	Time of Day
<b>(28) Brendan Stone</b>			
1	-:--		11:15:29.130
2	<b>1:48.842</b>	+1.650	11:17:17.972
3	<b>1:47.192</b>	-	11:19:05.164

Lap	Lap Tm	Diff	Time of Day
<b>(19) Coyles Wright</b>			
1	-:--		11:15:24.973
2	<b>1:49.619</b>	+1.737	11:17:14.592
3	<b>1:47.882</b>	-	11:19:02.474

Lap	Lap Tm	Diff	Time of Day
<b>(42) Steven Hill</b>			
1	-:--		11:17:56.812
2	<b>1:49.327</b>	-	11:19:46.139

Lap	Lap Tm	Diff	Time of Day
<b>(26) Tim Kermode</b>			
1	-:--		11:15:44.567
2	<b>1:51.340</b>	+1.867	11:17:35.907
3	<b>1:49.473</b>	-	11:19:25.380

Lap	Lap Tm	Diff	Time of Day
<b>(97) Paul Turner</b>			
1	-:--		11:16:35.807
2	<b>1:49.567</b>	-	11:18:25.374
3	<b>1:49.775</b>	+0.208	11:20:15.149

Lap	Lap Tm	Diff	Time of Day
<b>(67) Stephen Porter</b>			
1	-:--		11:15:35.333
2	<b>1:49.724</b>	-	11:17:25.057

Lap	Lap Tm	Diff	Time of Day
<b>(17) Alastair Bayley</b>			
1	-:--		11:15:43.512
2	<b>1:52.746</b>	+2.789	11:17:36.258
3	<b>1:49.957</b>	-	11:19:26.215

Lap	Lap Tm	Diff	Time of Day
<b>(60) Oliver Riley</b>			
1	-:--		11:15:49.275
2	<b>1:52.098</b>	-	11:17:41.373

Lap	Lap Tm	Diff	Time of Day
<b>(94) Mark Hornsey</b>			
1	-:--		11:15:24.469
2	<b>1:52.874</b>	+0.184	11:17:17.343
3	<b>1:52.690</b>	-	11:19:10.033

Lap	Lap Tm	Diff	Time of Day
<b>(23) Andrew Dumbill</b>			
1	-:--		11:16:09.499
2	<b>1:57.680</b>	+3.548	11:18:07.179
3	<b>1:54.132</b>	-	11:20:01.311

Lap	Lap Tm	Diff	Time of Day
<b>(169) Mike Dorey</b>			
1	-:--		11:16:11.768
2	<b>1:55.720</b>	+1.560	11:18:07.488
3	<b>1:54.160</b>	-	11:20:01.648

Lap	Lap Tm	Diff	Time of Day
<b>(48) Paul Traynor</b>			
1	-:--		11:16:37.262
2	<b>1:54.591</b>	+0.327	11:18:31.853

Lap	Lap Tm	Diff	Time of Day
3	<b>1:54.264</b>	-	11:20:26.117
<b>(27) Nathan Edwards</b>			
1	-:--		11:16:11.655
2	<b>1:57.418</b>	+2.683	11:18:09.073
3	<b>1:54.735</b>	-	11:20:03.808

Lap	Lap Tm	Diff	Time of Day
<b>(21) Martin Lyons</b>			
1	-:--		11:15:39.510
2	<b>1:56.257</b>	+1.398	11:17:35.767
3	<b>1:54.859</b>	-	11:19:30.626

Lap	Lap Tm	Diff	Time of Day
<b>(24) Dave Carbutt</b>			
1	-:--		11:15:40.559
2	<b>1:57.268</b>	+2.037	11:17:37.827
3	<b>1:55.231</b>	-	11:19:33.058

Lap	Lap Tm	Diff	Time of Day
<b>(11) Michael Jones</b>			
1	-:--		11:15:37.373
2	<b>1:56.254</b>	-	11:17:33.627
3	<b>1:57.369</b>	+1.115	11:19:30.996

Lap	Lap Tm	Diff	Time of Day
<b>(89) David Jones</b>			
1	-:--		11:15:36.270
2	<b>1:57.021</b>	-	11:17:33.291

Lap	Lap Tm	Diff	Time of Day
<b>(44) Vincent Brett</b>			
1	-:--		11:15:43.195
2	<b>1:57.183</b>	-	11:17:40.378
3	<b>2:05.192</b>	+8.009	11:19:45.570

Lap	Lap Tm	Diff	Time of Day
<b>(5) Keith Attwood</b>			
1	-:--		11:15:46.647
2	<b>1:57.430</b>	-	11:17:44.077
3	<b>1:58.866</b>	+1.436	11:19:42.943

Lap	Lap Tm	Diff	Time of Day
<b>(98) Steve Ferguson</b>			
1	-:--		11:15:54.485
2	<b>1:57.529</b>	-	11:17:52.014

Lap	Lap Tm	Diff	Time of Day
<b>(19) Dave Hassall</b>			
1	-:--		11:16:01.105
2	<b>2:06.049</b>	+4.286	11:18:07.154
3	<b>2:01.763</b>	-	11:20:08.917

Lap	Lap Tm	Diff	Time of Day
<b>(40) Paul Myler</b>			
1	-:--		11:15:43.096
2	<b>2:01.810</b>	-	11:17:44.906
3	<b>2:04.498</b>	+2.688	11:19:49.404

Lap	Lap Tm	Diff	Time of Day
<b>(86) John Goode</b>			
1	-:--		11:15:58.582
2	<b>2:04.603</b>	+2.626	11:18:03.185
3	<b>2:01.977</b>	-	11:20:05.162

Lap	Lap Tm	Diff	Time of Day
<b>(163) Gordon Beckett</b>			
1	-:--		11:16:25.349
2	<b>2:02.468</b>	-	11:18:27.817
3	<b>2:03.339</b>	+0.871	11:20:31.156

Lap	Lap Tm	Diff	Time of Day
<b>(25) Paul Nolan</b>			
1	-:--		11:15:36.926
2	<b>2:06.559</b>	-	11:17:43.485
3	<b>2:07.303</b>	+0.744	11:19:50.788

Lap	Lap Tm	Diff	Time of Day
<b>(170) Richard Dorey</b>			

Lap	Lap Tm	Diff	Time of Day
1	-:--		11:16:28.473
2	<b>2:13.837</b>	-	11:18:42.310
<b>(145) Freddy Dunn</b>			
1	-:--		11:16:29.254

# Nantwich & D.M.C & Cheshire M.C.R.R.C


SS400 & Twins

Races 8 & 18

Race (5 Laps)

Anglesey 2.100 Miles

24/06/2007 14:08



[2:13.837] [170] Richard Dorey	[2:06.559] [25] Paul Nolan	[2:02.468] [163] Gordon Beckett	[145] Freddy Dunn	8
<b>28</b> [2:01.810] [40] Paul Myler	<b>27</b> [2:01.763] [19] Dave Hassall	<b>26</b> [1:57.529] [98] Steve Ferguson	<b>29</b> [2:01.977] [86] John Goode	7
<b>24</b> [1:57.183] [44] Vincent Brett	<b>23</b> [1:57.021] [89] David Jones	<b>22</b> [1:56.254] [11] Michael Jones	<b>25</b> [1:57.430] [5] Keith Attwood	6
<b>20</b> [1:54.859] [21] Martin Lyons	<b>19</b> [1:54.735] [27] Nathan Edwards	<b>18</b> [1:54.264] [48] Paul Traynor	<b>21</b> [1:55.231] [24] Dave Carbutt	5
<b>16</b> [1:54.132] [23] Andrew Dumbill	<b>15</b> [1:52.690] [94] Mark Hornsey	<b>14</b> [1:52.098] [60] Oliver Riley	<b>17</b> [1:54.160] [169] Mike Dorey	4
<b>12</b> [1:49.724] [67] Stephen Porter	<b>11</b> [1:49.567] [97] Paul Turner	<b>10</b> [1:49.473] [26] Tim Kermode	<b>13</b> [1:49.957] [17] Alastair Bayley	3
<b>8</b> [1:47.882] [19] Coyles Wright	<b>7</b> [1:47.192] [28] Brendan Stone	<b>6</b> [1:45.861] [20] Malcolm McKinney	<b>9</b> [1:49.327] [42] Steven Hill	2
<b>4</b>	<b>3</b>	<b>2</b>	<b>5</b> [1:44.013] [66] Andy Jones	1
			<b>1</b>	

Grid for Races 8 & 18



SS400 &amp; Twins

Anglesey 2.100 Miles

Race 8

24/06/2007 14:08

Race (5 Laps)

Pos	No.	Name	Class	Laps	Total Tm	Gap	Diff	Avg. Speed	Best Tm
<b>Supersport 400</b>									
1	26	Tim Kermode	Supersport 400	5	8:37.068	-	-	<b>73.105</b>	1:40.757
2	17	Alastair Bayley	Supersport 400	5	8:38.061	+0.993	+0.993	<b>72.964</b>	1:41.829
3	67	Stephen Porter	Supersport 400	5	8:44.697	+6.636	+7.629	<b>72.042</b>	1:42.448
4	60	Oliver Riley	Supersport 400	5	8:47.112	+2.415	+10.044	<b>71.712</b>	1:43.163
5	98	Steve Ferguson	Supersport 400	5	8:49.975	+2.863	+12.907	<b>71.324</b>	1:43.589
6	691	Michael Carter	Supersport 400	5	8:53.743	+3.768	+16.675	<b>70.821</b>	1:42.704
7	23	Andrew Dumbill	Supersport 400	5	9:02.733	+8.990	+25.665	<b>69.648</b>	1:46.779
8	21	Martin Lyons	Supersport 400	5	9:02.984	+0.251	+25.916	<b>69.615</b>	1:46.592
9	144	Mark Disley	Supersport 400	5	9:05.911	+2.927	+28.843	<b>69.242</b>	1:45.945
10	48	Paul Traynor	Supersport 400	5	9:06.483	+0.572	+29.415	<b>69.170</b>	1:47.674
11	27	Nathan Edwards	Supersport 400	5	9:07.154	+0.671	+30.086	<b>69.085</b>	1:47.328
12	169	Mike Dorey	Supersport 400	5	9:11.096	+3.942	+34.028	<b>68.591</b>	1:47.625
13	44	Vincent Brett	Supersport 400	5	9:13.881	+2.785	+36.813	<b>68.246</b>	1:46.142
14	11	Michael Jones	Supersport 400	5	9:14.787	+0.906	+37.719	<b>68.134</b>	1:48.887
15	86	John Goode	Supersport 400	5	9:17.719	+2.932	+40.651	<b>67.776</b>	1:48.989
16	24	Dave Carbutt	Supersport 400	5	9:19.550	+1.831	+42.482	<b>67.554</b>	1:48.941
17	145	Freddy Dunn	Supersport 400	5	9:36.101	+16.551	+59.033	<b>65.613</b>	1:52.422
18	89	David Jones	Supersport 400	5	9:36.639	+0.538	+59.571	<b>65.552</b>	1:52.642
19	40	Paul Myler	Supersport 400	5	9:37.060	+0.421	+59.992	<b>65.504</b>	1:52.922
20	19	Dave Hassall	Supersport 400	5	9:43.833	+6.773	+1:06.765	<b>64.745</b>	1:53.768
21	170	Richard Dorey	Supersport 400	5	9:58.515	+14.682	+1:21.447	<b>63.156</b>	1:57.223
22	25	Paul Nolan	Supersport 400	5	10:06.040	+7.525	+1:28.972	<b>62.372</b>	1:58.210
23	163	Gordon Beckett	Supersport 400	5	10:16.941	+10.901	+1:39.873	<b>61.270</b>	2:00.546
24	94	Mark Hornsey	Supersport 400	4	7:06.768	1 Lap	1 Lap	<b>70.858</b>	1:44.126
25	28	Brendan Stone	Supersport 400	3	5:10.302	1 Lap	2 Laps	<b>73.090</b>	1:40.988

**Twin Cylinder 650cc**

1	66	Andy Jones	Twin Cylinder 650cc	5	8:24.231	-	-	<b>74.966</b>	1:39.142
2	42	Steven Hill	Twin Cylinder 650cc	5	8:33.796	+9.565	+9.565	<b>73.570</b>	1:41.295
3	97	Paul Turner	Twin Cylinder 650cc	5	8:35.167	+1.371	+10.936	<b>73.374</b>	1:40.664
4	20	Malcolm McKinney	Twin Cylinder 650cc	5	8:45.104	+9.937	+20.873	<b>71.986</b>	1:43.898
5	019	Coyles Wright	Twin Cylinder 650cc	5	8:49.471	+4.367	+25.240	<b>71.392</b>	1:44.078
6	5	Keith Attwood	Twin Cylinder 650cc	5	9:00.065	+10.594	+35.834	<b>69.992</b>	1:44.708

Margin of Victory	Avg. Speed	Best Lap Tm	Best Spd	Best Lap by
+9.565	74.966	1:39.142	76.254	[66] Andy Jones

# Nantwich & D.M.C & Cheshire M.C.R.R.C

## Anglesey 2.100 Miles

### 24/06/2007 14:08



### SS400 & Twins

### Race 8

### Race (5 Laps)

Lap	Lap Tm	Diff	Time of Day
<b>(66) Andy Jones</b>			
1	-:--		14:49:58.321
2	<b>1:39.942</b>	+0.800	14:51:38.263
3	<b>1:39.142</b>	-	14:53:17.405
4	<b>1:40.029</b>	+0.887	14:54:57.434
5	<b>1:40.840</b>	+1.698	14:56:38.274

Lap	Lap Tm	Diff	Time of Day
<b>(42) Steven Hill</b>			
1	-:--		14:50:01.449
2	<b>1:42.278</b>	+0.983	14:51:43.727
3	<b>1:41.466</b>	+0.171	14:53:25.193
4	<b>1:41.351</b>	+0.056	14:55:06.544
5	<b>1:41.295</b>	-	14:56:47.839

Lap	Lap Tm	Diff	Time of Day
<b>(97) Paul Turner</b>			
1	-:--		14:50:03.201
2	<b>1:42.409</b>	+1.745	14:51:45.610
3	<b>1:41.329</b>	+0.665	14:53:26.939
4	<b>1:40.664</b>	-	14:55:07.603
5	<b>1:41.607</b>	+0.943	14:56:49.210

Lap	Lap Tm	Diff	Time of Day
<b>(26) Tim Kermode</b>			
1	-:--		14:50:05.007
2	<b>1:42.194</b>	+1.437	14:51:47.201
3	<b>1:42.104</b>	+1.347	14:53:29.305
4	<b>1:41.049</b>	+0.292	14:55:10.354
5	<b>1:40.757</b>	-	14:56:51.111

Lap	Lap Tm	Diff	Time of Day
<b>(17) Alastair Bayley</b>			
1	-:--		14:50:03.785
2	<b>1:42.384</b>	+0.555	14:51:46.169
3	<b>1:41.829</b>	-	14:53:27.998
4	<b>1:42.181</b>	+0.352	14:55:10.179
5	<b>1:41.925</b>	+0.096	14:56:52.104

Lap	Lap Tm	Diff	Time of Day
<b>(67) Stephen Porter</b>			
1	-:--		14:50:07.368
2	<b>1:43.146</b>	+0.698	14:51:50.514
3	<b>1:42.658</b>	+0.210	14:53:33.172
4	<b>1:42.448</b>	-	14:55:15.620
5	<b>1:43.120</b>	+0.672	14:56:58.740

Lap	Lap Tm	Diff	Time of Day
<b>(20) Malcolm McKinney</b>			
1	-:--		14:50:02.711
2	<b>1:44.184</b>	+0.286	14:51:46.895
3	<b>1:43.898</b>	-	14:53:30.793
4	<b>1:43.928</b>	+0.030	14:55:14.721
5	<b>1:44.426</b>	+0.528	14:56:59.147

Lap	Lap Tm	Diff	Time of Day
<b>(60) Oliver Riley</b>			
1	-:--		14:50:05.675
2	<b>1:44.829</b>	+1.666	14:51:50.504
3	<b>1:44.197</b>	+1.034	14:53:34.701
4	<b>1:43.163</b>	-	14:55:17.864
5	<b>1:43.291</b>	+0.128	14:57:01.155

Lap	Lap Tm	Diff	Time of Day
<b>(019) Coyles Wright</b>			
1	-:--		14:50:04.800
2	<b>1:45.388</b>	+1.310	14:51:50.188
3	<b>1:45.100</b>	+1.022	14:53:35.288
4	<b>1:44.078</b>	-	14:55:19.366
5	<b>1:44.148</b>	+0.070	14:57:03.514

Lap	Lap Tm	Diff	Time of Day
<b>(98) Steve Ferguson</b>			
1	-:--		14:50:07.305

Lap	Lap Tm	Diff	Time of Day
2	<b>1:44.912</b>	+1.323	14:51:52.217
3	<b>1:43.944</b>	+0.355	14:53:36.161
4	<b>1:43.589</b>	-	14:55:19.750
5	<b>1:44.268</b>	+0.679	14:57:04.018

Lap	Lap Tm	Diff	Time of Day
<b>(691) Michael Carter</b>			
1	-:--		14:50:10.440
2	<b>1:45.795</b>	+3.091	14:51:56.235
3	<b>1:45.403</b>	+2.699	14:53:41.638
4	<b>1:42.704</b>	-	14:55:24.342
5	<b>1:43.444</b>	+0.740	14:57:07.786

Lap	Lap Tm	Diff	Time of Day
<b>(5) Keith Attwood</b>			
1	-:--		14:50:08.532
2	<b>1:46.528</b>	+1.820	14:51:55.060
3	<b>1:46.103</b>	+1.395	14:53:41.163
4	<b>1:44.708</b>	-	14:55:25.871
5	<b>1:48.237</b>	+3.529	14:57:14.108

Lap	Lap Tm	Diff	Time of Day
<b>(23) Andrew Dumbill</b>			
1	-:--		14:50:07.942
2	<b>1:47.481</b>	+0.702	14:51:55.423
3	<b>1:47.479</b>	+0.700	14:53:42.902
4	<b>1:47.095</b>	+0.316	14:55:29.997
5	<b>1:46.779</b>	-	14:57:16.776

Lap	Lap Tm	Diff	Time of Day
<b>(21) Martin Lyons</b>			
1	-:--		14:50:09.041
2	<b>1:47.608</b>	+1.016	14:51:56.649
3	<b>1:46.759</b>	+0.167	14:53:43.408
4	<b>1:47.027</b>	+0.435	14:55:30.435
5	<b>1:46.592</b>	-	14:57:17.027

Lap	Lap Tm	Diff	Time of Day
<b>(144) Mark Disley</b>			
1	-:--		14:50:12.213
2	<b>1:46.290</b>	+0.345	14:51:58.503
3	<b>1:46.870</b>	+0.925	14:53:45.373
4	<b>1:45.945</b>	-	14:55:31.318
5	<b>1:48.636</b>	+2.691	14:57:19.954

Lap	Lap Tm	Diff	Time of Day
<b>(48) Paul Traynor</b>			
1	-:--		14:50:09.364
2	<b>1:47.717</b>	+0.043	14:51:57.081
3	<b>1:47.941</b>	+0.267	14:53:45.022
4	<b>1:47.674</b>	-	14:55:32.696
5	<b>1:47.830</b>	+0.156	14:57:20.526

Lap	Lap Tm	Diff	Time of Day
<b>(27) Nathan Edwards</b>			
1	-:--		14:50:10.346
2	<b>1:47.644</b>	+0.316	14:51:57.990
3	<b>1:47.887</b>	+0.559	14:53:45.877
4	<b>1:47.328</b>	-	14:55:33.205
5	<b>1:47.992</b>	+0.664	14:57:21.197

Lap	Lap Tm	Diff	Time of Day
<b>(169) Mike Dorey</b>			
1	-:--		14:50:13.207
2	<b>1:48.289</b>	+0.664	14:52:01.496
3	<b>1:48.081</b>	+0.456	14:53:49.577
4	<b>1:47.937</b>	+0.312	14:55:37.514
5	<b>1:47.625</b>	-	14:57:25.139

Lap	Lap Tm	Diff	Time of Day
<b>(44) Vincent Brett</b>			
1	-:--		14:50:12.520
2	<b>1:46.142</b>	-	14:51:58.662
3	<b>1:48.755</b>	+2.613	14:53:47.417
4	<b>1:49.360</b>	+3.218	14:55:36.777

Lap	Lap Tm	Diff	Time of Day
5	<b>1:51.147</b>	+5.005	14:57:27.924
<b>(11) Michael Jones</b>			
1	-:--		14:50:11.536
2	<b>1:49.427</b>	+0.540	14:52:00.963
3	<b>1:49.324</b>	+0.437	14:53:50.287
4	<b>1:49.656</b>	+0.769	14:55:39.943
5	<b>1:48.887</b>	-	14:57:28.830

Lap	Lap Tm	Diff	Time of Day
<b>(86) John Goode</b>			
1	-:--		14:50:13.684
2	<b>1:48.989</b>	-	14:52:02.673
3	<b>1:49.076</b>	+0.087	14:53:51.749
4	<b>1:49.960</b>	+0.971	14:55:41.709
5	<b>1:50.053</b>	+1.064	14:57:31.762

Lap	Lap Tm	Diff	Time of Day
<b>(24) Dave Carbutt</b>			
1	-:--		14:50:12.621
2	<b>1:49.604</b>	+0.663	14:52:02.225
3	<b>1:48.941</b>	-	14:53:51.166
4	<b>1:49.447</b>	+0.506	14:55:40.613
5	<b>1:52.980</b>	+4.039	14:57:33.593

Lap	Lap Tm	Diff	Time of Day
<b>(145) Freddy Dunn</b>			
1	-:--		14:50:16.643
2	<b>1:53.423</b>	+1.001	14:52:10.066
3	<b>1:53.518</b>	+1.096	14:54:03.584
4	<b>1:54.138</b>	+1.716	14:55:57.722
5	<b>1:52.422</b>	-	14:57:50.144

Lap	Lap Tm	Diff	Time of Day
<b>(89) David Jones</b>			
1	-:--		14:50:18.262
2	<b>1:53.051</b>	+0.409	14:52:11.313
3	<b>1:53.366</b>	+0.724	14:54:04.679
4	<b>1:53.361</b>	+0.719	14:55:58.040
5	<b>1:52.642</b>	-	14:57:50.682

Lap	Lap Tm	Diff	Time of Day
<b>(40) Paul Myler</b>			
1	-:--		14:50:16.264
2	<b>1:52.922</b>	-	14:52:09.186
3	<b>1:53.606</b>	+0.684	14:54:02.792
4	<b>1:54.232</b>	+1.310	14:55:57.024
5	<b>1:54.079</b>	+1.157	14:57:51.103

Lap	Lap Tm	Diff	Time of Day
<b>(19) Dave Hassall</b>			
1	-:--		14:50:19.142
2	<b>1:54.555</b>	+0.787	14:52:13.697
3	<b>1:55.344</b>	+1.576	14:54:09.041
4	<b>1:55.067</b>	+1.299	14:56:04.108
5	<b>1:53.768</b>	-	14:57:57.876

Lap	Lap Tm	Diff	Time of Day
<b>(170) Richard Dorey</b>			
1	-:--		14:50:20.583
2	<b>1:57.236</b>	+0.013	14:52:17.819
3	<b>1:57.223</b>	-	14:54:15.042
4	<b>1:58.701</b>	+1.478	14:56:13.743
5	<b>1:58.815</b>	+1.592	14:58:12.558

Lap	Lap Tm	Diff	Time of Day
<b>(25) Paul Nolan</b>			
1	-:--		14:50:22.670
2	<b>1:58.611</b>	+0.401	14:52:21.281
3	<b>1:58.210</b>	-	14:54:19.491
4	<b>1:59.905</b>	+1.695	14:56:19.396
5	<b>2:00.687</b>	+2.477	14:58:20.083

Lap	Lap Tm	Diff	Time of Day
<b>(163) Gordon Beckett</b>			



SS400 &amp; Twins

Anglesey 2.100 Miles

Race 8

24/06/2007 14:08

Race (5 Laps)

Competitors	Laps				
	1	2	3	4	5
Andy Jones (66)	1	66	66	66	66
Steven Hill (42)	2	42	28	28	42
Brendan Stone (28)	3	28	42	42	97
Malcolm McKinney (20)	4	20	97	97	17
Paul Turner (97)	5	97	17	17	26
Alastair Bayley (17)	6	17	20	26	20
Coyles Wright (019)	7	019	26	20	67
Tim Kermode (26)	8	26	019	67	60
Oliver Riley (60)	9	60	60	60	019
Mark Hornsey (94)	10	94	67	019	98
Steve Ferguson (98)	11	98	94	98	94
Stephen Porter (67)	12	67	98	94	691
Andrew Dumbill (23)	13	23	5	5	5
Keith Attwood (5)	14	5	23	691	23
Martin Lyons (21)	15	21	691	23	21
Paul Traynor (48)	16	48	21	21	144
Nathan Edwards (27)	17	27	48	48	48
Michael Carter (691)	18	691	27	144	27
Michael Jones (11)	19	11	144	27	44
Mark Disley (144)	20	144	44	44	169
Vincent Brett (44)	21	44	11	169	11
Dave Carbutt (24)	22	24	169	11	24
Mike Dorey (169)	23	169	24	24	86
John Goode (86)	24	86	86	86	40
Paul Myler (40)	25	40	40	40	145
Freddy Dunn (145)	26	145	145	145	89
David Jones (89)	27	89	89	89	19
Dave Hassall (19)	28	19	19	19	170
Richard Dorey (170)	29	170	170	170	25
Paul Nolan (25)	30	25	25	25	163
Gordon Beckett (163)	31	163	163	163	

SS400 & Twins

Anglesey 2.100 Miles

Race 18

24/06/2007 16:43

Race (4 Laps)

Pos	No.	Name	Class	Laps	Total Tm	Gap	Diff	Avg. Speed	Best Tm
<b>Supersport 400</b>									
1	26	Tim Kermode	Supersport 400	4	6:48.472	-	-	74.032	1:40.374
2	17	Alastair Bayley	Supersport 400	4	6:49.676	+1.204	+1.204	73.814	1:41.105
3	67	Stephen Porter	Supersport 400	4	6:51.469	+1.793	+2.997	73.493	1:40.781
4	60	Oliver Riley	Supersport 400	4	6:53.329	+1.860	+4.857	73.162	1:41.221
5	691	Michael Carter	Supersport 400	4	7:01.427	+8.098	+12.955	71.756	1:43.310
6	23	Andrew Dumbill	Supersport 400	4	7:12.203	+10.776	+23.731	69.967	1:45.370
7	28	Brendan Stone	Supersport 400	4	7:12.565	+0.362	+24.093	69.909	1:43.455
8	21	Martin Lyons	Supersport 400	4	7:13.636	+1.071	+25.164	69.736	1:45.688
9	144	Mark Disley	Supersport 400	4	7:16.782	+3.146	+28.310	69.234	1:46.984
10	27	Nathan Edwards	Supersport 400	4	7:17.106	+0.324	+28.634	69.182	1:46.819
11	169	Mike Dorey	Supersport 400	4	7:18.052	+0.946	+29.580	69.033	1:45.999
12	11	Michael Jones	Supersport 400	4	7:22.916	+4.864	+34.444	68.275	1:48.758
13	44	Vincent Brett	Supersport 400	4	7:23.599	+0.683	+35.127	68.170	1:47.144
14	86	John Goode	Supersport 400	4	7:26.882	+3.283	+38.410	67.669	1:49.336
15	145	Freddy Dunn	Supersport 400	4	7:30.705	+3.823	+42.233	67.095	1:50.250
16	89	David Jones	Supersport 400	4	7:32.070	+1.365	+43.598	66.892	1:48.674
17	40	Paul Myler	Supersport 400	4	7:38.278	+6.208	+49.806	65.986	1:52.094
18	19	Dave Hassall	Supersport 400	4	7:41.273	+2.995	+52.801	65.558	1:52.556
19	170	Richard Dorey	Supersport 400	4	7:45.549	+4.276	+57.077	64.956	1:53.838
20	25	Paul Nolan	Supersport 400	4	8:07.136	+21.587	+1:18.664	62.077	1:59.348
21	163	Gordon Beckett	Supersport 400	4	8:10.714	+3.578	+1:22.242	61.624	1:59.884
22	98	Steve Ferguson	Supersport 400	0	-:--	-	-	-	-:--

**Twin Cylinder 650cc**

1	66	Andy Jones	Twin Cylinder 650cc	4	6:42.164	-	-	75.193	1:39.636
2	97	Paul Turner	Twin Cylinder 650cc	4	6:47.808	+5.644	+5.644	74.153	1:40.337
3	42	Steven Hill	Twin Cylinder 650cc	4	6:48.985	+1.177	+6.821	73.939	1:39.889
4	20	Malcolm McKinney	Twin Cylinder 650cc	4	6:57.898	+8.913	+15.734	72.362	1:42.252
5	5	Keith Attwood	Twin Cylinder 650cc	4	7:11.411	+13.513	+29.247	70.096	1:45.356

Margin of Victory	Avg. Speed	Best Lap Tm	Best Spd	Best Lap by
+5.644	75.193	1:39.636	75.876	[66] Andy Jones

# Nantwich & D.M.C & Cheshire M.C.R.R.C

Anglesey 2.100 Miles

24/06/2007 16:43



SS400 & Twins

Race 18

Race (4 Laps)

Lap	Lap Tm	Diff	Time of Day
<b>(66) Andy Jones</b>			
1	-:--		17:17:54.678
2	<b>1:39.636</b>	-	17:19:34.314
3	<b>1:39.892</b>	+0.256	17:21:14.206
4	<b>1:40.385</b>	+0.749	17:22:54.591

Lap	Lap Tm	Diff	Time of Day
<b>(97) Paul Turner</b>			
1	-:--		17:17:58.675
2	<b>1:40.337</b>	-	17:19:39.012
3	<b>1:40.736</b>	+0.399	17:21:19.748
4	<b>1:40.487</b>	+0.150	17:23:00.235

Lap	Lap Tm	Diff	Time of Day
<b>(26) Tim Kermode</b>			
1	-:--		17:17:58.910
2	<b>1:41.163</b>	+0.789	17:19:40.073
3	<b>1:40.374</b>	-	17:21:20.447
4	<b>1:40.452</b>	+0.078	17:23:00.899

Lap	Lap Tm	Diff	Time of Day
<b>(42) Steven Hill</b>			
1	-:--		17:17:58.878
2	<b>1:41.517</b>	+1.628	17:19:40.395
3	<b>1:41.128</b>	+1.239	17:21:21.523
4	<b>1:39.889</b>	-	17:23:01.412

Lap	Lap Tm	Diff	Time of Day
<b>(17) Alastair Bayley</b>			
1	-:--		17:17:58.073
2	<b>1:41.641</b>	+0.536	17:19:39.714
3	<b>1:41.284</b>	+0.179	17:21:20.998
4	<b>1:41.105</b>	-	17:23:02.103

Lap	Lap Tm	Diff	Time of Day
<b>(67) Stephen Porter</b>			
1	-:--		17:17:59.967
2	<b>1:41.333</b>	+0.552	17:19:41.300
3	<b>1:40.781</b>	-	17:21:22.081
4	<b>1:41.815</b>	+1.034	17:23:03.896

Lap	Lap Tm	Diff	Time of Day
<b>(60) Oliver Riley</b>			
1	-:--		17:18:00.122
2	<b>1:42.152</b>	+0.931	17:19:42.274
3	<b>1:41.221</b>	-	17:21:23.495
4	<b>1:42.261</b>	+1.040	17:23:05.756

Lap	Lap Tm	Diff	Time of Day
<b>(20) Malcolm McKinney</b>			
1	-:--		17:18:01.003
2	<b>1:42.252</b>	-	17:19:43.255
3	<b>1:42.523</b>	+0.271	17:21:25.778
4	<b>1:44.547</b>	+2.295	17:23:10.325

Lap	Lap Tm	Diff	Time of Day
<b>(691) Michael Carter</b>			
1	-:--		17:18:02.433
2	<b>1:43.310</b>	-	17:19:45.743
3	<b>1:43.641</b>	+0.331	17:21:29.384
4	<b>1:44.470</b>	+1.160	17:23:13.854

Lap	Lap Tm	Diff	Time of Day
<b>(5) Keith Attwood</b>			
1	-:--		17:18:04.232
2	<b>1:45.356</b>	-	17:19:49.588
3	<b>1:47.406</b>	+2.050	17:21:36.994
4	<b>1:46.844</b>	+1.488	17:23:23.838

Lap	Lap Tm	Diff	Time of Day
<b>(23) Andrew Dumbill</b>			
1	-:--		17:18:05.750
2	<b>1:45.370</b>	-	17:19:51.120
3	<b>1:46.187</b>	+0.817	17:21:37.307
4	<b>1:47.323</b>	+1.953	17:23:24.630

Lap	Lap Tm	Diff	Time of Day
<b>(28) Brendan Stone</b>			
1	-:--		17:18:11.530
2	<b>1:43.876</b>	+0.421	17:19:55.406
3	<b>1:43.455</b>	-	17:21:38.861
4	<b>1:46.131</b>	+2.676	17:23:24.992

Lap	Lap Tm	Diff	Time of Day
<b>(21) Martin Lyons</b>			
1	-:--		17:18:06.403
2	<b>1:45.688</b>	-	17:19:52.091
3	<b>1:46.678</b>	+0.990	17:21:38.769
4	<b>1:47.294</b>	+1.606	17:23:26.063

Lap	Lap Tm	Diff	Time of Day
<b>(144) Mark Disley</b>			
1	-:--		17:18:07.844
2	<b>1:47.081</b>	+0.097	17:19:54.925
3	<b>1:46.984</b>	-	17:21:41.909
4	<b>1:47.300</b>	+0.316	17:23:29.209

Lap	Lap Tm	Diff	Time of Day
<b>(27) Nathan Edwards</b>			
1	-:--		17:18:08.448
2	<b>1:47.060</b>	+0.241	17:19:55.508
3	<b>1:46.819</b>	-	17:21:42.327
4	<b>1:47.206</b>	+0.387	17:23:29.533

Lap	Lap Tm	Diff	Time of Day
<b>(169) Mike Dorey</b>			
1	-:--		17:18:09.213
2	<b>1:48.525</b>	+2.526	17:19:57.738
3	<b>1:46.742</b>	+0.743	17:21:44.480
4	<b>1:45.999</b>	-	17:23:30.479

Lap	Lap Tm	Diff	Time of Day
<b>(11) Michael Jones</b>			
1	-:--		17:18:08.593
2	<b>1:48.758</b>	-	17:19:57.351
3	<b>1:49.020</b>	+0.262	17:21:46.371
4	<b>1:48.972</b>	+0.214	17:23:35.343

Lap	Lap Tm	Diff	Time of Day
<b>(44) Vincent Brett</b>			
1	-:--		17:18:12.208
2	<b>1:48.368</b>	+1.224	17:20:00.576
3	<b>1:47.144</b>	-	17:21:47.720
4	<b>1:48.306</b>	+1.162	17:23:36.026

Lap	Lap Tm	Diff	Time of Day
<b>(86) John Goode</b>			
1	-:--		17:18:09.954
2	<b>1:50.129</b>	+0.793	17:20:00.083
3	<b>1:49.336</b>	-	17:21:49.419
4	<b>1:49.890</b>	+0.554	17:23:39.309

Lap	Lap Tm	Diff	Time of Day
<b>(145) Freddy Dunn</b>			
1	-:--		17:18:10.880
2	<b>1:50.250</b>	-	17:20:01.130
3	<b>1:51.218</b>	+0.968	17:21:52.348
4	<b>1:50.784</b>	+0.534	17:23:43.132

Lap	Lap Tm	Diff	Time of Day
<b>(89) David Jones</b>			
1	-:--		17:18:13.394
2	<b>1:52.165</b>	+3.491	17:20:05.559
3	<b>1:50.264</b>	+1.590	17:21:55.823
4	<b>1:48.674</b>	-	17:23:44.497

Lap	Lap Tm	Diff	Time of Day
<b>(40) Paul Myler</b>			
1	-:--		17:18:13.201
2	<b>1:52.094</b>	-	17:20:05.295
3	<b>1:52.622</b>	+0.528	17:21:57.917
4	<b>1:52.788</b>	+0.694	17:23:50.705

Lap	Lap Tm	Diff	Time of Day
<b>(19) Dave Hassall</b>			
1	-:--		17:18:14.641
2	<b>1:52.556</b>	-	17:20:07.197
3	<b>1:53.183</b>	+0.627	17:22:00.380
4	<b>1:53.320</b>	+0.764	17:23:53.700

Lap	Lap Tm	Diff	Time of Day
<b>(170) Richard Dorey</b>			
1	-:--		17:18:15.616
2	<b>1:54.583</b>	+0.745	17:20:10.199
3	<b>1:53.838</b>	-	17:22:04.037
4	<b>1:53.939</b>	+0.101	17:23:57.976

Lap	Lap Tm	Diff	Time of Day
<b>(25) Paul Nolan</b>			
1	-:--		17:18:19.035
2	<b>1:59.348</b>	-	17:20:18.383
3	<b>2:00.670</b>	+1.322	17:22:19.053
4	<b>2:00.510</b>	+1.162	17:24:19.563

Lap	Lap Tm	Diff	Time of Day
<b>(163) Gordon Beckett</b>			
1	-:--		17:18:20.410
2	<b>1:59.884</b>	-	17:20:20.294
3	<b>2:01.547</b>	+1.663	17:22:21.841
4	<b>2:01.300</b>	+1.416	17:24:23.141


SS400 & Twins

Anglesey 2.100 Miles

Race 18

24/06/2007 16:43

Race (4 Laps)



Competitors	Laps				
	1	2	3	4	
Andy Jones (66)	1	66	66	66	66
Alastair Bayley (17)	2	17	97	97	97
Paul Turner (97)	3	97	17	26	26
Steven Hill (42)	4	42	26	17	42
Tim Kermod (26)	5	26	42	42	17
Stephen Porter (67)	6	67	67	67	67
Oliver Riley (60)	7	60	60	60	60
Malcolm McKinney (20)	8	20	20	20	20
Michael Carter (691)	9	691	691	691	691
Keith Attwood (5)	10	5	5	5	5
Andrew Dumbill (23)	11	23	23	23	23
Martin Lyons (21)	12	21	21	21	28
Mark Disley (144)	13	144	144	28	21
Nathan Edwards (27)	14	27	28	144	144
Michael Jones (11)	15	11	27	27	27
Mike Dorey (169)	16	169	11	169	169
John Goode (86)	17	86	169	11	11
Freddy Dunn (145)	18	145	86	44	44
Brendan Stone (28)	19	28	44	86	86
Vincent Brett (44)	20	44	145	145	145
Paul Myler (40)	21	40	40	89	89
David Jones (89)	22	89	89	40	40
Dave Hassall (19)	23	19	19	19	19
Richard Dorey (170)	24	170	170	170	170
Paul Nolan (25)	25	25	25	25	25
Gordon Beckett (163)	26	163	163	163	163
-	27				

## Sidecar + Sidecar Scooters

Anglesey 2.100 Miles

## Timed Practice

24/06/2007 11:15

## Practice

Pos	No.	Name	Class	Best Tm	Diff	Gap	Best Spd	In Lap	2nd Best	2nd Lap Nat
1	75	Brian Peddar	Sidecar	1:36.850	-	-	78.059	4	1:39.690	3
2	37	Gary Knight	Sidecar	1:39.877	+3.027	+3.027	75.693	3	1:41.636	2
3	73	Craig Chaplow	Sidecar	1:41.255	+4.405	+1.378	74.663	3	1:44.317	2
4	20	Roger Stockton	Sidecar	1:43.909	+7.059	+2.654	72.756	3	1:45.706	2
5	22	Bill Hancock	Sidecar	1:45.908	+9.058	+1.999	71.383	2	1:46.948	3
6	8	Dave Holden	Sidecar	1:46.097	+9.247	+0.189	71.256	3	1:48.083	2
7	4	Craig Hauxwell	Sidecar	1:48.392	+11.542	+2.295	69.747	3	1:48.727	2
8	3	Dave Kruse	Sidecar	1:50.951	+14.101	+2.559	68.138	3	1:53.283	2
9	6	Russell Pearce	Sidecar	1:51.710	+14.860	+0.759	67.675	2	1:51.929	3
10	40	Alan Molyneux	Sidecar	1:52.036	+15.186	+0.326	67.478	3	1:52.831	2
11	36	Mike Merrill	Sidecar	1:53.839	+16.989	+1.803	66.410	2	1:53.963	3
12	32	Dave Cheesmond	Sidecar	1:54.665	+17.815	+0.826	65.931	3	1:58.772	2
13	5	Graham Adams	Sidecar	1:59.219	+22.369	+4.554	63.413	3	2:00.414	2
14	56	Paul Owen	FSRA 350 Sidecar	1:59.232	+22.382	+0.013	63.406	3	1:59.502	2
15	93	John Bettney	Sidecar	2:08.189	+31.339	+8.957	58.975	3	2:10.971	2
16	33	John Howe	Scooter sidecar	2:13.876	+37.026	+5.687	56.470	2	----	1
17	23	Ian Arnold	Scooter sidecar	2:18.520	+41.670	+4.644	54.577	2	----	1
18	55	Alistair Jolly	FSRA 350 Sidecar	2:20.171	+43.321	+1.651	53.934	3	2:21.925	2
19	371	John Chandler	Scooter sidecar	2:40.841	+1:03.991	+20.670	47.003	2	----	1

# Nantwich & D.M.C & Cheshire M.C.R.R.C

Sidecar + Sidecar Scooters

Anglesey 2.100 Miles

Timed Practice

24/06/2007 11:15

Practice

Lap	Lap Tm	Diff	Time of Day
<b>(75) Brian Peddar</b>			
1	-:--		11:29:02.973
2	<b>1:40.737</b>	+3.887	11:30:43.710
3	<b>1:39.690</b>	+2.840	11:32:23.400
4	<b>1:36.850</b>	-	11:34:00.250
<b>(37) Gary Knight</b>			
1	-:--		11:29:05.353
2	<b>1:41.636</b>	+1.759	11:30:46.989
3	<b>1:39.877</b>	-	11:32:26.866
<b>(73) Craig Chaplow</b>			
1	-:--		11:29:09.846
2	<b>1:44.317</b>	+3.062	11:30:54.163
3	<b>1:41.255</b>	-	11:32:35.418
<b>(20) Roger Stockton</b>			
1	-:--		11:29:15.513
2	<b>1:45.706</b>	+1.797	11:31:01.219
3	<b>1:43.909</b>	-	11:32:45.128
<b>(22) Bill Hancock</b>			
1	-:--		11:29:18.701
2	<b>1:45.908</b>	-	11:31:04.609
3	<b>1:46.948</b>	+1.040	11:32:51.557
<b>(8) Dave Holden</b>			
1	-:--		11:29:54.003
2	<b>1:48.083</b>	+1.986	11:31:42.086
3	<b>1:46.097</b>	-	11:33:28.183
<b>(4) Craig Hauxwell</b>			
1	-:--		11:29:32.150
2	<b>1:48.727</b>	+0.335	11:31:20.877
3	<b>1:48.392</b>	-	11:33:09.269
<b>(3) Dave Kruse</b>			
1	-:--		11:29:36.996
2	<b>1:53.283</b>	+2.332	11:31:30.279
3	<b>1:50.951</b>	-	11:33:21.230
<b>(6) Russell Pearce</b>			
1	-:--		11:30:31.787
2	<b>1:51.710</b>	-	11:32:23.497
3	<b>1:51.929</b>	+0.219	11:34:15.426
<b>(40) Alan Molyneux</b>			
1	-:--		11:29:20.077
2	<b>1:52.831</b>	+0.795	11:31:12.908
3	<b>1:52.036</b>	-	11:33:04.944
<b>(36) Mike Merrill</b>			
1	-:--		11:29:35.645
2	<b>1:53.839</b>	-	11:31:29.484
3	<b>1:53.963</b>	+0.124	11:33:23.447
<b>(32) Dave Cheesmond</b>			
1	-:--		11:30:00.836
2	<b>1:58.772</b>	+4.107	11:31:59.608
3	<b>1:54.665</b>	-	11:33:54.273
<b>(5) Graham Adams</b>			
1	-:--		11:30:01.243
2	<b>2:00.414</b>	+1.195	11:32:01.657
3	<b>1:59.219</b>	-	11:34:00.876

Lap	Lap Tm	Diff	Time of Day
<b>(56) Paul Owen</b>			
1	-:--		11:29:52.858
2	<b>1:59.502</b>	+0.270	11:31:52.360
3	<b>1:59.232</b>	-	11:33:51.592
<b>(93) John Bettney</b>			
1	-:--		11:30:03.195
2	<b>2:10.971</b>	+2.782	11:32:14.166
3	<b>2:08.189</b>	-	11:34:22.355
<b>(33) John Howe</b>			
1	-:--		11:31:01.851
2	<b>2:13.876</b>	-	11:33:15.727
<b>(23) Ian Arnold</b>			
1	-:--		11:29:56.524
2	<b>2:18.520</b>	-	11:32:15.044
<b>(55) Alistair Jolly</b>			
1	-:--		11:29:52.062
2	<b>2:21.925</b>	+1.754	11:32:13.987
3	<b>2:20.171</b>	-	11:34:34.158
<b>(371) John Chandler</b>			
1	-:--		11:30:29.069
2	<b>2:40.841</b>	-	11:33:09.910

Lap Lap Tm Diff Time of Day

# Nantwich & D.M.C & Cheshire M.C.R.R.C


Sidecar + Sidecar Scooters

Anglesey 2.100 Miles

Races 9 & 19


24/06/2007 14:24

Race (5 Laps)



[2:13.876] [33] John Howe	[2:40.841] [371] John Chandler	[2:20.171] [55] Alistair Jolly	[2:18.520] [23] Ian Arnold	5
<b>16</b> [32] Dave Cheesmond	<b>19</b> [93] John Bettney	<b>18</b> [56] Paul Owen	<b>17</b> [5] Graham Adams	4
<b>12</b> [3] Dave Kruse	<b>15</b> [36] Mike Merrill	<b>14</b> [40] Alan Molyneux	<b>13</b> [6] Russell Pearce	3
<b>8</b> [20] Roger Stockton	<b>11</b> [4] Craig Hauxwell	<b>10</b> [8] Dave Holden	<b>9</b> [22] Bill Hancock	2
<b>4</b>	<b>7</b> [73] Craig Chaplow	<b>6</b> [37] Gary Knight	<b>5</b> [75] Brian Peddar	1
	<b>3</b>	<b>2</b>	<b>1</b>	

Grid for Races 9 & 19



Sidecar + Sidecar Scooters

Anglesey 2.100 Miles

Race 9

24/06/2007 15:05

Race (5 Laps)

Pos	No.	Name	Class	Laps	Total Tm	Gap	Diff	Avg. Speed	Best Tm
<b>FSRA 350 Sidecar</b>									
1	56	Paul Owen	FSRA 350 Sidecar	4	8:03.358	-	-	62.562	1:59.507
2	55	Alistair Jolly	FSRA 350 Sidecar	4	9:04.620	+1:01.262	+1:01.262	55.525	2:14.829
<b>Scooter sidecar</b>									
1	51	Eddie Hocking	Scooter sidecar	4	9:00.156	-	-	55.984	2:12.668
2	23	Ian Arnold	Scooter sidecar	4	9:02.647	+2.491	+2.491	55.727	2:12.897
3	371	John Chandler	Scooter sidecar	4	10:17.646	+1:14.999	+1:17.490	48.960	2:29.550
4	2	John Simpson	Scooter sidecar	1	2:13.170	3 Laps	3 Laps	56.770	----
<b>Sidecar</b>									
1	75	Brian Peddar	Sidecar	5	7:57.468	-	-	79.168	1:34.173
2	37	Gary Knight	Sidecar	5	7:58.873	+1.405	+1.405	78.935	1:34.019
3	8	Dave Holden	Sidecar	5	8:26.953	+28.080	+29.485	74.563	1:40.223
4	73	Craig Chaplow	Sidecar	5	8:30.211	+3.258	+32.743	74.087	1:40.658
5	20	Roger Stockton	Sidecar	5	8:37.321	+7.110	+39.853	73.069	1:41.626
6	22	Bill Hancock	Sidecar	5	8:37.362	+0.041	+39.894	73.063	1:42.363
7	331	Douglas Wright	Sidecar	5	8:38.232	+0.870	+40.764	72.940	1:42.372
8	9	Eddy Wright	Sidecar	5	8:45.747	+7.515	+48.279	71.898	1:43.038
9	4	Craig Hauxwell	Sidecar	5	8:51.474	+5.727	+54.006	71.123	1:44.224
10	40	Alan Molyneux	Sidecar	5	8:52.989	+1.515	+55.521	70.921	1:44.427
11	3	Dave Kruse	Sidecar	5	8:56.442	+3.453	+58.974	70.464	1:44.534
12	6	Russell Pearce	Sidecar	5	9:04.617	+8.175	+1:07.149	69.407	1:46.088
13	32	Dave Cheesmond	Sidecar	5	9:16.515	+11.898	+1:19.047	67.923	1:49.314
14	5	Graham Adams	Sidecar	5	9:18.310	+1.795	+1:20.842	67.704	1:48.630
15	93	John Bettney	Sidecar	4	8:27.750	1 Lap	1 Lap	59.557	2:05.555
16	36	Mike Merrill	Sidecar	3	5:30.827	1 Lap	2 Laps	68.555	1:47.963

Margin of Victory	Avg. Speed	Best Lap Tm	Best Spd	Best Lap by
+1.405	79.168	1:34.019	80.409	[37] Gary Knight

# Nantwich & D.M.C & Cheshire M.C.R.R.C

Sidecar + Sidecar Scooters

Anglesey 2.100 Miles

Race 9

24/06/2007 15:05

Race (5 Laps)

Lap	Lap Tm	Diff	Time of Day
<b>(75) Brian Peddar</b>			
1	-:--	-	15:06:53.786
2	<b>1:34.173</b>	-	15:08:27.959
3	<b>1:34.723</b>	+0.550	15:10:02.682
4	<b>1:36.813</b>	+2.640	15:11:39.495
5	<b>1:35.729</b>	+1.556	15:13:15.224
<b>(37) Gary Knight</b>			
1	-:--	-	15:06:57.372
2	<b>1:34.753</b>	+0.734	15:08:32.125
3	<b>1:34.691</b>	+0.672	15:10:06.816
4	<b>1:35.794</b>	+1.775	15:11:42.610
5	<b>1:34.019</b>	-	15:13:16.629
<b>(8) Dave Holden</b>			
1	-:--	-	15:07:02.652
2	<b>1:40.226</b>	+0.003	15:08:42.878
3	<b>1:40.223</b>	-	15:10:23.101
4	<b>1:40.833</b>	+0.610	15:12:03.934
5	<b>1:40.775</b>	+0.552	15:13:44.709
<b>(73) Craig Chaplow</b>			
1	-:--	-	15:07:02.256
2	<b>1:41.805</b>	+1.147	15:08:44.061
3	<b>1:40.658</b>	-	15:10:24.719
4	<b>1:41.791</b>	+1.133	15:12:06.510
5	<b>1:41.457</b>	+0.799	15:13:47.967
<b>(20) Roger Stockton</b>			
1	-:--	-	15:07:04.445
2	<b>1:42.822</b>	+1.196	15:08:47.267
3	<b>1:42.461</b>	+0.835	15:10:29.728
4	<b>1:41.626</b>	-	15:12:11.354
5	<b>1:43.723</b>	+2.097	15:13:55.077
<b>(22) Bill Hancock</b>			
1	-:--	-	15:07:03.179
2	<b>1:43.630</b>	+1.267	15:08:46.809
3	<b>1:43.560</b>	+1.197	15:10:30.369
4	<b>1:42.363</b>	-	15:12:12.732
5	<b>1:42.386</b>	+0.023	15:13:55.118
<b>(331) Douglas Wright</b>			
1	-:--	-	15:07:05.913
2	<b>1:42.372</b>	-	15:08:48.285
3	<b>1:42.636</b>	+0.264	15:10:30.921
4	<b>1:42.684</b>	+0.312	15:12:13.605
5	<b>1:42.383</b>	+0.011	15:13:55.988
<b>(9) Eddy Wright</b>			
1	-:--	-	15:07:08.651
2	<b>1:43.815</b>	+0.777	15:08:52.466
3	<b>1:43.113</b>	+0.075	15:10:35.579
4	<b>1:43.038</b>	-	15:12:18.617
5	<b>1:44.886</b>	+1.848	15:14:03.503
<b>(4) Craig Hauxwell</b>			
1	-:--	-	15:07:08.155
2	<b>1:45.755</b>	+1.531	15:08:53.910
3	<b>1:44.802</b>	+0.578	15:10:38.712
4	<b>1:44.224</b>	-	15:12:22.936
5	<b>1:46.294</b>	+2.070	15:14:09.230
<b>(40) Alan Molyneux</b>			
1	-:--	-	15:07:08.851

Lap	Lap Tm	Diff	Time of Day
2	<b>1:45.356</b>	+0.929	15:08:54.207
3	<b>1:45.627</b>	+1.200	15:10:39.834
4	<b>1:44.427</b>	-	15:12:24.261
5	<b>1:46.484</b>	+2.057	15:14:10.745
<b>(3) Dave Kruse</b>			
1	-:--	-	15:07:11.408
2	<b>1:45.861</b>	+1.327	15:08:57.269
3	<b>1:45.547</b>	+1.013	15:10:42.816
4	<b>1:46.848</b>	+2.314	15:12:29.664
5	<b>1:44.534</b>	-	15:14:14.198
<b>(6) Russell Pearce</b>			
1	-:--	-	15:07:09.535
2	<b>1:46.088</b>	-	15:08:55.623
3	<b>1:46.557</b>	+0.469	15:10:42.180
4	<b>1:48.369</b>	+2.281	15:12:30.549
5	<b>1:51.824</b>	+5.736	15:14:22.373
<b>(32) Dave Cheesmond</b>			
1	-:--	-	15:07:13.047
2	<b>1:49.314</b>	-	15:09:02.361
3	<b>1:50.226</b>	+0.912	15:10:52.587
4	<b>1:50.659</b>	+1.345	15:12:43.246
5	<b>1:51.025</b>	+1.711	15:14:34.271
<b>(5) Graham Adams</b>			
1	-:--	-	15:07:14.025
2	<b>1:51.582</b>	+2.952	15:09:05.607
3	<b>1:50.691</b>	+2.061	15:10:56.298
4	<b>1:51.138</b>	+2.508	15:12:47.436
5	<b>1:48.630</b>	-	15:14:36.066
<b>(56) Paul Owen</b>			
1	-:--	-	15:07:21.294
2	<b>2:00.000</b>	+0.493	15:09:21.294
3	<b>2:00.313</b>	+0.806	15:11:21.607
4	<b>1:59.507</b>	-	15:13:21.114
<b>(93) John Bettney</b>			
1	-:--	-	15:07:28.163
2	<b>2:05.872</b>	+0.317	15:09:34.035
3	<b>2:05.916</b>	+0.361	15:11:39.951
4	<b>2:05.555</b>	-	15:13:45.506
<b>(51) Eddie Hocking</b>			
1	-:--	-	15:07:39.250
2	<b>2:13.251</b>	+0.583	15:09:52.501
3	<b>2:12.668</b>	-	15:12:05.169
4	<b>2:12.743</b>	+0.075	15:14:17.912
<b>(23) Ian Arnold</b>			
1	-:--	-	15:07:39.590
2	<b>2:13.269</b>	+0.372	15:09:52.859
3	<b>2:14.647</b>	+1.750	15:12:07.506
4	<b>2:12.897</b>	-	15:14:20.403
<b>(55) Alistair Jolly</b>			
1	-:--	-	15:07:36.400
2	<b>2:14.829</b>	-	15:09:51.229
3	<b>2:14.938</b>	+0.109	15:12:06.167
4	<b>2:16.209</b>	+1.380	15:14:22.376
<b>(371) John Chandler</b>			
1	-:--	-	15:07:56.259
2	<b>2:33.617</b>	+4.067	15:10:29.876

Lap	Lap Tm	Diff	Time of Day
3	<b>2:35.976</b>	+6.426	15:13:05.852
4	<b>2:29.550</b>	-	15:15:35.402
<b>(36) Mike Merrill</b>			
1	-:--	-	15:07:12.350
2	<b>1:47.963</b>	-	15:09:00.313
3	<b>1:48.270</b>	+0.307	15:10:48.583
<b>(2) John Simpson</b>			
1	-:--	-	15:07:30.926


Sidecar + Sidecar Scooters

Anglesey 2.100 Miles

Race 9

24/06/2007 15:05

Race (5 Laps)



Competitors	Laps					
	1	2	3	4	5	
Brian Peddar (75)	1	75	75	75	75	75
Gary Knight (37)	2	37	37	37	37	37
Craig Chaplow (73)	3	73	8	8	8	8
Dave Holden (8)	4	8	73	73	73	73
Bill Hancock (22)	5	22	22	20	20	20
Roger Stockton (20)	6	20	20	22	22	22
Douglas Wright (331)	7	331	331	331	331	331
Craig Hauxwell (4)	8	4	9	9	9	9
Eddy Wright (9)	9	9	4	4	4	4
Alan Molyneux (40)	10	40	40	40	40	40
Russell Pearce (6)	11	6	6	6	3	3
Dave Kruse (3)	12	3	3	3	6	6
Mike Merrill (36)	13	36	36	36	32	32
Dave Cheesmond (32)	14	32	32	32	5	5
Graham Adams (5)	15	5	5	5	56	56
Paul Owen (56)	16	56	56	56	93	93
John Bettney (93)	17	93	93	93	51	51
John Simpson (2)	18	2	55	51	23	23
Alistair Jolly (55)	19	55	51	55	55	55
Eddie Hocking (51)	20	51	23	23	371	371
Ian Arnold (23)	21	23	371	371		
John Chandler (371)	22	371				

Sidecar + Sidecar Scooters

Anglesey 2.100 Miles

Race 19

24/06/2007 17:29

Race (4 Laps)

Pos	No.	Name	Class	Laps	Total Tm	Gap	Diff	Avg. Speed	Best Tm
<b>FSRA 350 Sidecar</b>									
1	56	Paul Owen	FSRA 350 Sidecar	4	8:06.441	-	-	62.166	1:58.431
2	55	Alistair Jolly	FSRA 350 Sidecar	3	6:46.861	1 Lap	1 Lap	55.744	2:11.890
<b>Scooter sidecar</b>									
1	2	John Simpson	Scooter sidecar	3	6:41.632	-	-	56.470	2:09.400
2	51	Eddie Hocking	Scooter sidecar	3	6:44.521	+2.889	+2.889	56.066	2:11.585
3	23	Ian Arnold	Scooter sidecar	3	7:23.577	+39.056	+41.945	51.130	2:22.070
4	371	John Chandler	Scooter sidecar	2	5:08.893	1 Lap	1 Lap	48.949	2:31.112
5	33	John Howe	Scooter sidecar	1	2:20.404	1 Lap	2 Laps	53.845	----
<b>Sidecar</b>									
1	37	Gary Knight	Sidecar	4	6:21.774	-	-	79.209	1:33.687
2	75	Brian Peddar	Sidecar	4	6:22.405	+0.631	+0.631	79.078	1:33.901
3	8	Dave Holden	Sidecar	4	6:43.304	+20.899	+21.530	74.981	1:38.845
4	20	Roger Stockton	Sidecar	4	6:54.151	+10.847	+32.377	73.017	1:41.934
5	9	Eddy Wright	Sidecar	4	6:54.349	+0.198	+32.575	72.982	1:42.236
6	331	Douglas Wright	Sidecar	4	6:59.543	+5.194	+37.769	72.078	1:40.047
7	73	Craig Chaplow	Sidecar	4	7:04.515	+4.972	+42.741	71.234	1:40.216
8	4	Craig Hauxwell	Sidecar	4	7:04.890	+0.375	+43.116	71.171	1:43.719
9	40	Alan Molyneux	Sidecar	4	7:08.991	+4.101	+47.217	70.491	1:45.162
10	6	Russell Pearce	Sidecar	4	7:17.225	+8.234	+55.451	69.163	1:46.818
11	32	Dave Cheesmond	Sidecar	4	7:19.639	+2.414	+57.865	68.784	1:47.910
12	5	Graham Adams	Sidecar	4	7:33.399	+13.760	+1:11.625	66.696	1:49.168
13	93	John Bettney	Sidecar	3	6:21.434	1 Lap	1 Lap	59.460	2:05.368
14	22	Bill Hancock	Sidecar	0	----	-	-	-	----

Margin of Victory

Avg. Speed

Best Lap Tm

Best Spd

Best Lap by

+0.631

79.209

1:33.687

80.694

[37] Gary Knight

# Nantwich & D.M.C & Cheshire M.C.R.R.C

Sidecar + Sidecar Scooters

Anglesey 2.100 Miles

Race 19

24/06/2007 17:29

Race (4 Laps)

Lap	Lap Tm	Diff	Time of Day
<b>(37) Gary Knight</b>			
1	-:--		17:31:22.889
2	<b>1:33.687</b>	-	17:32:56.576
3	<b>1:34.113</b>	+0.426	17:34:30.689
4	<b>1:35.546</b>	+1.859	17:36:06.235

Lap	Lap Tm	Diff	Time of Day
<b>(75) Brian Peddar</b>			
1	-:--		17:31:23.349
2	<b>1:33.901</b>	-	17:32:57.250
3	<b>1:34.995</b>	+1.094	17:34:32.245
4	<b>1:34.621</b>	+0.720	17:36:06.866

Lap	Lap Tm	Diff	Time of Day
<b>(8) Dave Holden</b>			
1	-:--		17:31:29.380
2	<b>1:39.321</b>	+0.476	17:33:08.701
3	<b>1:38.845</b>	-	17:34:47.546
4	<b>1:40.219</b>	+1.374	17:36:27.765

Lap	Lap Tm	Diff	Time of Day
<b>(20) Roger Stockton</b>			
1	-:--		17:31:31.466
2	<b>1:41.934</b>	-	17:33:13.400
3	<b>1:42.926</b>	+0.992	17:34:56.326
4	<b>1:42.286</b>	+0.352	17:36:38.612

Lap	Lap Tm	Diff	Time of Day
<b>(9) Eddy Wright</b>			
1	-:--		17:31:32.062
2	<b>1:42.236</b>	-	17:33:14.298
3	<b>1:42.273</b>	+0.037	17:34:56.571
4	<b>1:42.239</b>	+0.003	17:36:38.810

Lap	Lap Tm	Diff	Time of Day
<b>(331) Douglas Wright</b>			
1	-:--		17:31:29.225
2	<b>1:41.265</b>	+1.218	17:33:10.490
3	<b>1:40.047</b>	-	17:34:50.537
4	<b>1:53.467</b>	+13.420	17:36:44.004

Lap	Lap Tm	Diff	Time of Day
<b>(73) Craig Chaplow</b>			
1	-:--		17:31:30.230
2	<b>1:40.532</b>	+0.316	17:33:10.762
3	<b>1:40.216</b>	-	17:34:50.978
4	<b>1:57.998</b>	+17.782	17:36:48.976

Lap	Lap Tm	Diff	Time of Day
<b>(4) Craig Hauxwell</b>			
1	-:--		17:31:36.492
2	<b>1:44.031</b>	+0.312	17:33:20.523
3	<b>1:43.719</b>	-	17:35:04.242
4	<b>1:45.109</b>	+1.390	17:36:49.351

Lap	Lap Tm	Diff	Time of Day
<b>(40) Alan Molyneux</b>			
1	-:--		17:31:37.001
2	<b>1:45.162</b>	-	17:33:22.163
3	<b>1:45.373</b>	+0.211	17:35:07.536
4	<b>1:45.916</b>	+0.754	17:36:53.452

Lap	Lap Tm	Diff	Time of Day
<b>(6) Russell Pearce</b>			
1	-:--		17:31:39.184
2	<b>1:48.394</b>	+1.576	17:33:27.578
3	<b>1:46.818</b>	-	17:35:14.396
4	<b>1:47.290</b>	+0.472	17:37:01.686

Lap	Lap Tm	Diff	Time of Day
<b>(32) Dave Cheesmond</b>			
1	-:--		17:31:39.009
2	<b>1:48.463</b>	+0.553	17:33:27.472
3	<b>1:47.910</b>	-	17:35:15.382
4	<b>1:48.718</b>	+0.808	17:37:04.100

Lap	Lap Tm	Diff	Time of Day
<b>(5) Graham Adams</b>			
1	-:--		17:31:40.410
2	<b>1:53.487</b>	+4.319	17:33:33.897
3	<b>1:49.168</b>	-	17:35:23.065
4	<b>1:54.795</b>	+5.627	17:37:17.860

Lap	Lap Tm	Diff	Time of Day
<b>(56) Paul Owen</b>			
1	-:--		17:31:50.118
2	<b>1:58.431</b>	-	17:33:48.549
3	<b>1:59.059</b>	+0.628	17:35:47.608
4	<b>2:03.294</b>	+4.863	17:37:50.902

Lap	Lap Tm	Diff	Time of Day
<b>(93) John Bettney</b>			
1	-:--		17:31:54.689
2	<b>2:05.368</b>	-	17:34:00.057
3	<b>2:05.838</b>	+0.470	17:36:05.895

Lap	Lap Tm	Diff	Time of Day
<b>(2) John Simpson</b>			
1	-:--		17:32:06.860
2	<b>2:09.400</b>	-	17:34:16.260
3	<b>2:09.833</b>	+0.433	17:36:26.093

Lap	Lap Tm	Diff	Time of Day
<b>(51) Eddie Hocking</b>			
1	-:--		17:32:05.554
2	<b>2:11.843</b>	+0.258	17:34:17.397
3	<b>2:11.585</b>	-	17:36:28.982

Lap	Lap Tm	Diff	Time of Day
<b>(55) Alistair Jolly</b>			
1	-:--		17:32:06.199
2	<b>2:11.890</b>	-	17:34:18.089
3	<b>2:13.233</b>	+1.343	17:36:31.322

Lap	Lap Tm	Diff	Time of Day
<b>(23) Ian Arnold</b>			
1	-:--		17:32:06.054
2	<b>2:39.914</b>	+17.844	17:34:45.968
3	<b>2:22.070</b>	-	17:37:08.038

Lap	Lap Tm	Diff	Time of Day
<b>(371) John Chandler</b>			
1	-:--		17:32:22.242
2	<b>2:31.112</b>	-	17:34:53.354

Lap	Lap Tm	Diff	Time of Day
<b>(33) John Howe</b>			
1	-:--		17:32:04.865

Sidecar + Sidecar Scooters

Anglesey 2.100 Miles

Race 19

24/06/2007 17:29

Race (4 Laps)

Competitors	Laps				
	1	2	3	4	
Gary Knight (37)	1	37	37	37	37
Brian Peddar (75)	2	75	75	75	75
Douglas Wright (331)	3	331	8	8	8
Dave Holden (8)	4	8	331	331	20
Craig Chaplow (73)	5	73	73	73	9
Roger Stockton (20)	6	20	20	20	331
Eddy Wright (9)	7	9	9	9	73
Craig Hauxwell (4)	8	4	4	4	4
Alan Molyneux (40)	9	40	40	40	40
Dave Cheesmond (32)	10	32	32	6	6
Russell Pearce (6)	11	6	6	32	32
Graham Adams (5)	12	5	5	5	5
Paul Owen (56)	13	56	56	56	56
John Bettney (93)	14	93	93	93	
John Howe (33)	15	33	2	2	
Eddie Hocking (51)	16	51	51	51	
Ian Arnold (23)	17	23	55	55	
Alistair Jolly (55)	18	55	23	23	
John Simpson (2)	19	2	371		
John Chandler (371)	20	371			
-	21				

Classic 250, 500, over 500

Anglesey 2.100 Miles

Timed Practice

24/06/2007 11:27

Practice

Pos	No.	Name	Class	Best Tm	Diff	Gap	Best Spd	In Lap	2nd Best	2nd Lap Nat
1	16	Norman White	Classic over 500cc	<b>1:51.735</b>	-	-	67.660	2	1:52.569	3
2	77	Gary Freeman	Classic 251 to 500cc	<b>1:54.563</b>	+2.828	+2.828	65.990	3	1:56.064	2
3	6	Barry Edwards	Classic 251 to 500cc	<b>1:54.878</b>	+3.143	+0.315	65.809	3	1:56.220	2
4	18	Meredydd Owen	Classic 251 to 500cc	<b>1:56.247</b>	+4.512	+1.369	65.034	2	1:56.558	3
5	8	Danny Scholes	Classic 251 to 500cc	<b>1:58.604</b>	+6.869	+2.357	63.742	3	1:59.759	2
6	69	Jonathan Lodge	Post Classic 125	<b>1:59.540</b>	+7.805	+0.936	63.242	3	1:59.765	2
7	9	Alan Brooks	Classic 251 to 500cc	<b>2:01.127</b>	+9.392	+1.587	62.414	3	2:03.025	2
8	2	Jerry Lodge	Post Classic 125	<b>2:04.910</b>	+13.175	+3.783	60.524	3	2:05.001	2
9	41	Mike Williams	Classic over 500cc	<b>2:11.186</b>	+19.451	+6.276	57.628	3	2:17.231	2
10	84	Robin Lamb	Post Classic 125	<b>2:11.762</b>	+20.027	+0.576	57.376	3	2:13.024	2
11	26	Roy Bolton	Classic 251 to 500cc	<b>2:14.498</b>	+22.763	+2.736	56.209	2	2:17.911	3
12	12	Malcolm Oswald	Classic 251 to 500cc	<b>2:29.384</b>	+37.649	+14.886	50.608	2	---	1

Lap	Lap Tm	Diff	Time of Day
<b>(16) Norman White</b>			
1	-:--		11:38:51.514
2	<b>1:51.735</b>	-	11:40:43.249
3	<b>1:52.569</b>	+0.834	11:42:35.818
<b>(77) Gary Freeman</b>			
1	-:--		11:39:01.418
2	<b>1:56.064</b>	+1.501	11:40:57.482
3	<b>1:54.563</b>	-	11:42:52.045
<b>(6) Barry Edwards</b>			
1	-:--		11:39:00.792
2	<b>1:56.220</b>	+1.342	11:40:57.012
3	<b>1:54.878</b>	-	11:42:51.890
<b>(18) Meredydd Owen</b>			
1	-:--		11:39:00.561
2	<b>1:56.247</b>	-	11:40:56.808
3	<b>1:56.558</b>	+0.311	11:42:53.366
<b>(8) Danny Scholes</b>			
1	-:--		11:39:15.151
2	<b>1:59.759</b>	+1.155	11:41:14.910
3	<b>1:58.604</b>	-	11:43:13.514
<b>(69) Jonathan Lodge</b>			
1	-:--		11:39:19.342
2	<b>1:59.765</b>	+0.225	11:41:19.107
3	<b>1:59.540</b>	-	11:43:18.647
<b>(9) Alan Brooks</b>			
1	-:--		11:39:13.929
2	<b>2:03.025</b>	+1.898	11:41:16.954
3	<b>2:01.127</b>	-	11:43:18.081
<b>(2) Jerry Lodge</b>			
1	-:--		11:39:20.948
2	<b>2:05.001</b>	+0.091	11:41:25.949
3	<b>2:04.910</b>	-	11:43:30.859
<b>(41) Mike Williams</b>			
1	-:--		11:39:34.980
2	<b>2:17.231</b>	+6.045	11:41:52.211
3	<b>2:11.186</b>	-	11:44:03.397
<b>(84) Robin Lamb</b>			
1	-:--		11:39:29.140
2	<b>2:13.024</b>	+1.262	11:41:42.164
3	<b>2:11.762</b>	-	11:43:53.926
<b>(26) Roy Bolton</b>			
1	-:--		11:39:23.015
2	<b>2:14.498</b>	-	11:41:37.513
3	<b>2:17.911</b>	+3.413	11:43:55.424
<b>(12) Malcolm Oswald</b>			
1	-:--		11:40:18.551
2	<b>2:29.384</b>	-	11:42:47.935

Lap Lap Tm Diff Time of Day

Lap Lap Tm Diff Time of Day

# Nantwich & D.M.C & Cheshire M.C.R.R.C


Classic 250, 500, over 500

Races 10 & 20

Race (5 Laps)

Anglesey 2.100 Miles

24/06/2007 14:39



[2:29.384]  
[12] Malcolm Oswald

---

**12**  
[2:04.910]  
[2] Jerry Lodge

---

**8**  
[1:56.247]  
[18] Meredydd Owen

---

**4**

[2:14.498]  
[26] Roy Bolton

---

**11**  
[2:01.127]  
[9] Alan Brooks

---

**7**  
[1:54.878]  
[6] Barry Edwards

---

**3**

[2:11.762]  
[84] Robin Lamb

---

**10**  
[1:59.540]  
[69] Jonathan Lodge

---

**6**  
[1:54.563]  
[77] Gary Freeman

---

**2**

[2:11.186]  
[41] Mike Williams

---

**9**  
[1:58.604]  
[8] Danny Scholes

---


**5**  
[1:51.735]  
[16] Norman White

---

**1**

3  
2  
1

Grid for Races 10 & 20



Classic 250, 500, over 500

Anglesey 2.100 Miles

Race 10

24/06/2007 14:39

Race (4 Laps)

Pos	No.	Name	Class	Laps	Total Tm	Gap	Diff	Avg. Speed	Best Tm
<b>Classic 251 to 500cc</b>									
1	77	Gary Freeman	Classic 251 to 500cc	4	7:14.722	-	-	69.562	1:47.668
2	6	Barry Edwards	Classic 251 to 500cc	4	7:22.782	+8.060	+8.060	68.295	1:47.601
3	18	Meredydd Owen	Classic 251 to 500cc	4	7:44.013	+21.231	+29.291	65.171	1:52.757
4	4	Terry Kermode	Classic 251 to 500cc	4	7:44.059	+0.046	+29.337	65.164	1:53.471
5	8	Danny Scholes	Classic 251 to 500cc	4	7:46.291	+2.232	+31.569	64.852	1:54.350
6	9	Alan Brooks	Classic 251 to 500cc	4	7:59.342	+13.051	+44.620	63.086	1:58.392
7	26	Roy Bolton	Classic 251 to 500cc	4	8:21.461	+22.119	+1:06.739	60.304	2:03.425
8	12	Malcolm Oswald	Classic 251 to 500cc	3	7:13.188	1 Lap	1 Lap	52.356	2:22.660
<b>Classic over 500cc</b>									
1	16	Norman White	Classic over 500cc	4	7:12.517	-	-	69.916	1:47.242
2	41	Mike Williams	Classic over 500cc	4	8:05.234	+52.717	+52.717	62.320	2:00.014
<b>Classic to 250cc</b>									
1	74	Jamie O'Brien	Classic to 250cc	4	7:27.851	-	-	67.522	1:49.888
2	10	Robert Owen	Classic to 250cc	4	7:39.075	+11.224	+11.224	65.872	1:51.862
<b>Post Classic 125</b>									
1	69	Jonathan Lodge	Post Classic 125	4	7:52.490	-	-	64.001	1:55.365
2	2	Jerry Lodge	Post Classic 125	4	7:55.033	+2.543	+2.543	63.659	1:56.951
3	84	Robin Lamb	Post Classic 125	4	8:35.078	+40.045	+42.588	58.710	2:07.246
4	81	Richard Wardle	Post Classic 125	2	4:06.566	2 Laps	2 Laps	61.322	2:00.814

Margin of Victory	Avg. Speed	Best Lap Tm	Best Spd	Best Lap by
+2.205	69.916	1:47.242	70.495	[16] Norman White

# Nantwich & D.M.C & Cheshire M.C.R.R.C

Classic 250, 500, over 500

Anglesey 2.100 Miles

Race 10

24/06/2007 14:39

Race (4 Laps)

Lap	Lap Tm	Diff	Time of Day
<b>(16) Norman White</b>			
1	-:--		15:26:07.997
2	<b>1:47.242</b>	-	15:27:55.239
3	<b>1:47.411</b>	+0.169	15:29:42.650
4	<b>1:48.448</b>	+1.206	15:31:31.098

Lap	Lap Tm	Diff	Time of Day
<b>(77) Gary Freeman</b>			
1	-:--		15:26:09.823
2	<b>1:47.668</b>	-	15:27:57.491
3	<b>1:47.929</b>	+0.261	15:29:45.420
4	<b>1:47.883</b>	+0.215	15:31:33.303

Lap	Lap Tm	Diff	Time of Day
<b>(6) Barry Edwards</b>			
1	-:--		15:26:08.339
2	<b>1:47.680</b>	+0.079	15:27:56.019
3	<b>1:47.743</b>	+0.142	15:29:43.762
4	<b>1:47.601</b>	-	15:31:31.363

Lap	Lap Tm	Diff	Time of Day
<b>(74) Jamie O'Brien</b>			
1	-:--		15:26:14.897
2	<b>1:51.446</b>	+1.558	15:28:06.343
3	<b>1:49.888</b>	-	15:29:56.231
4	<b>1:50.201</b>	+0.313	15:31:46.432

Lap	Lap Tm	Diff	Time of Day
<b>(10) Robert Owen</b>			
1	-:--		15:26:18.485
2	<b>1:54.345</b>	+2.483	15:28:12.830
3	<b>1:52.964</b>	+1.102	15:30:05.794
4	<b>1:51.862</b>	-	15:31:57.656

Lap	Lap Tm	Diff	Time of Day
<b>(18) Meredydd Owen</b>			
1	-:--		15:26:12.926
2	<b>1:52.757</b>	-	15:28:05.683
3	<b>1:54.137</b>	+1.380	15:29:59.820
4	<b>2:02.774</b>	+10.017	15:32:02.594

Lap	Lap Tm	Diff	Time of Day
<b>(4) Terry Kermode</b>			
1	-:--		15:26:19.792
2	<b>1:55.392</b>	+1.921	15:28:15.184
3	<b>1:53.471</b>	-	15:30:08.655
4	<b>1:53.985</b>	+0.514	15:32:02.640

Lap	Lap Tm	Diff	Time of Day
<b>(8) Danny Scholes</b>			
1	-:--		15:26:19.711
2	<b>1:55.536</b>	+1.186	15:28:15.247
3	<b>1:55.275</b>	+0.925	15:30:10.522
4	<b>1:54.350</b>	-	15:32:04.872

Lap	Lap Tm	Diff	Time of Day
<b>(69) Jonathan Lodge</b>			
1	-:--		15:26:23.436
2	<b>1:56.471</b>	+1.106	15:28:19.907
3	<b>1:55.799</b>	+0.434	15:30:15.706
4	<b>1:55.365</b>	-	15:32:11.071

Lap	Lap Tm	Diff	Time of Day
<b>(2) Jerry Lodge</b>			
1	-:--		15:26:22.569
2	<b>1:56.951</b>	-	15:28:19.520
3	<b>1:57.101</b>	+0.150	15:30:16.621
4	<b>1:56.993</b>	+0.042	15:32:13.614

Lap	Lap Tm	Diff	Time of Day
<b>(9) Alan Brooks</b>			
1	-:--		15:26:21.999
2	<b>1:58.392</b>	-	15:28:20.391
3	<b>1:58.608</b>	+0.216	15:30:18.999
4	<b>1:58.924</b>	+0.532	15:32:17.923

Lap	Lap Tm	Diff	Time of Day
<b>(41) Mike Williams</b>			
1	-:--		15:26:22.990
2	<b>2:00.014</b>	-	15:28:23.004
3	<b>2:00.625</b>	+0.611	15:30:23.629
4	<b>2:00.186</b>	+0.172	15:32:23.815

Lap	Lap Tm	Diff	Time of Day
<b>(26) Roy Bolton</b>			
1	-:--		15:26:27.409
2	<b>2:03.425</b>	-	15:28:30.834
3	<b>2:04.916</b>	+1.491	15:30:35.750
4	<b>2:04.292</b>	+0.867	15:32:40.042

Lap	Lap Tm	Diff	Time of Day
<b>(84) Robin Lamb</b>			
1	-:--		15:26:30.679
2	<b>2:07.246</b>	-	15:28:37.925
3	<b>2:07.677</b>	+0.431	15:30:45.602
4	<b>2:08.057</b>	+0.811	15:32:53.659

Lap	Lap Tm	Diff	Time of Day
<b>(12) Malcolm Oswald</b>			
1	-:--		15:26:42.908
2	<b>2:22.660</b>	-	15:29:05.568
3	<b>2:26.201</b>	+3.541	15:31:31.769

Lap	Lap Tm	Diff	Time of Day
<b>(81) Richard Wardle</b>			
1	-:--		15:26:24.333
2	<b>2:00.814</b>	-	15:28:25.147

Classic 250, 500, over 500

Anglesey 2.100 Miles

Race 10

24/06/2007 14:39

Race (4 Laps)

Competitors	Laps			
	1	2	3	4
Norman White (16)	16	16	16	16
Barry Edwards (6)	6	6	6	6
Gary Freeman (77)	77	77	77	77
Meredydd Owen (18)	18	18	74	74
Jamie O'Brien (74)	74	74	18	10
Robert Owen (10)	10	10	10	18
Danny Scholes (8)	8	4	4	4
Terry Kermode (4)	4	8	8	8
Alan Brooks (9)	9	2	69	69
Jerry Lodge (2)	2	69	2	2
Mike Williams (41)	41	9	9	9
Jonathan Lodge (69)	69	41	41	41
Richard Wardle (81)	81	81	26	26
Roy Bolton (26)	26	26	84	84
Robin Lamb (84)	84	84	12	
Malcolm Oswald (12)	12	12		

Classic 250, 500, over 500

Anglesey 2.100 Miles

Race 20

24/06/2007 17:44

Race (4 Laps)

Pos	No.	Name	Class	Laps	Total Tm	Gap	Diff	Avg. Speed	Best Tm
<b>Classic 251 to 500cc</b>									
1	6	Barry Edwards	Classic 251 to 500cc	4	7:11.606	-	-	70.064	1:46.305
2	77	Gary Freeman	Classic 251 to 500cc	4	7:13.237	+1.631	+1.631	69.800	1:47.019
3	8	Danny Scholes	Classic 251 to 500cc	4	7:47.743	+34.506	+36.137	64.651	1:54.564
4	4	Terry Kermode	Classic 251 to 500cc	4	7:49.146	+1.403	+37.540	64.458	1:55.602
5	9	Alan Brooks	Classic 251 to 500cc	4	8:03.310	+14.164	+51.704	62.569	1:59.360
<b>Classic over 500cc</b>									
1	16	Norman White	Classic over 500cc	4	7:10.899	-	-	70.179	1:46.186
<b>Classic to 250cc</b>									
1	74	Jamie O'Brien	Classic to 250cc	4	7:18.741	-	-	68.924	1:47.800

Margin of Victory	Avg. Speed	Best Lap Tm	Best Spd	Best Lap by
+0.707	70.179	1:46.186	71.196	[16] Norman White

Lap	Lap Tm	Diff	Time of Day
<b>(16) Norman White</b>			
1	-:--		17:46:31.268
2	<b>1:46.186</b>	-	17:48:17.454
3	<b>1:47.296</b>	+1.110	17:50:04.750
4	<b>1:47.550</b>	+1.364	17:51:52.300

Lap	Lap Tm	Diff	Time of Day
<b>(6) Barry Edwards</b>			
1	-:--		17:46:32.669
2	<b>1:46.992</b>	+0.687	17:48:19.661
3	<b>1:47.041</b>	+0.736	17:50:06.702
4	<b>1:46.305</b>	-	17:51:53.007

Lap	Lap Tm	Diff	Time of Day
<b>(77) Gary Freeman</b>			
1	-:--		17:46:33.050
2	<b>1:47.019</b>	-	17:48:20.069
3	<b>1:47.197</b>	+0.178	17:50:07.266
4	<b>1:47.372</b>	+0.353	17:51:54.638

Lap	Lap Tm	Diff	Time of Day
<b>(74) Jamie O'Brien</b>			
1	-:--		17:46:34.390
2	<b>1:47.800</b>	-	17:48:22.190
3	<b>1:48.872</b>	+1.072	17:50:11.062
4	<b>1:49.080</b>	+1.280	17:52:00.142

Lap	Lap Tm	Diff	Time of Day
<b>(8) Danny Scholes</b>			
1	-:--		17:46:41.479
2	<b>1:56.348</b>	+1.784	17:48:37.827
3	<b>1:56.753</b>	+2.189	17:50:34.580
4	<b>1:54.564</b>	-	17:52:29.144

Lap	Lap Tm	Diff	Time of Day
<b>(4) Terry Kermodé</b>			
1	-:--		17:46:43.288
2	<b>1:55.981</b>	+0.379	17:48:39.269
3	<b>1:55.602</b>	-	17:50:34.871
4	<b>1:55.676</b>	+0.074	17:52:30.547

Lap	Lap Tm	Diff	Time of Day
<b>(9) Alan Brooks</b>			
1	-:--		17:46:43.879
2	<b>1:59.360</b>	-	17:48:43.239
3	<b>1:59.703</b>	+0.343	17:50:42.942
4	<b>2:01.769</b>	+2.409	17:52:44.711

Lap Lap Tm Diff Time of Day

Lap Lap Tm Diff Time of Day


Classic 250, 500, over 500

Anglesey 2.100 Miles

Race 20

24/06/2007 17:44

Race (4 Laps)



Competitors	Laps			
	1	2	3	4
Norman White (16)	16	16	16	16
Barry Edwards (6)	6	6	6	6
Gary Freeman (77)	77	77	77	77
Jamie O'Brien (74)	74	74	74	74
Danny Scholes (8)	8	8	8	8
Terry Kermode (4)	4	4	4	4
Alan Brooks (9)	9	9	9	9