

**Nantwich &
District Motor Club
&
Cheshire M.C.R.R.C**

Oulton Park

21st July 2007



Results Provided by Saturn Timing Ltd

SS400 & Twins

Oulton International 2.692 Miles

Timed Practice

21/07/2007 08:53

Qualify

Pos	No.	Class	Name	Make	Engine	Best Tm	Diff	Gap	Best Spd	In Lap	2nd Best	2nd Spd	2nd Lap
1	25	Twin Cylinder	Andy Jones	Ducati	999	2:08.206	-	-	75.591	4	2:09.007	75.122	5
2	17	Supersport 4C	Alastair Bayley	Honda	400	2:09.495	+1.289	+1.289	74.838	7	2:11.024	73.965	6
3	23	Supersport 4C	Christopher Morley	Honda	400	2:11.906	+3.700	+2.411	73.471	6	2:14.158	72.237	5
4	22	Supersport 4C	Adrian Teasdale	Kawasaki	400	2:14.103	+5.897	+2.197	72.267	7	2:17.736	70.361	5
5	19	Supersport 4C	Simon Noon	Honda	400	2:15.076	+6.870	+0.973	71.746	7	2:19.960	69.243	6
6	18	Supersport 4C	Tim Kermode	Yamaha	400	2:17.979	+9.773	+2.903	70.237	3	2:18.394	70.026	7
7	169	Supersport 4C	Mike Dorey	Honda	400	2:18.237	+10.031	+0.258	70.106	4	2:20.386	69.033	3
8	29	Supersport 4C	Alan Armour	Suzuki	250	2:18.424	+10.218	+0.187	70.011	5	2:18.589	69.928	7
9	199	Supersport 4C	Steve Ferguson	Honda	400	2:20.223	+12.017	+1.799	69.113	6	2:21.084	68.691	7
10	9	Twin Cylinder	Alan Newbold	Ducati	1098	2:20.511	+12.305	+0.288	68.971	7	2:22.559	67.980	4
11	4	Supersport 4C	Harry Disley	Yamaha	400	2:21.255	+13.049	+0.744	68.608	4	2:23.766	67.410	7
12	12	Supersport 4C	Garry Cartwright	Honda	400	2:26.715	+18.509	+5.460	66.055	6	2:29.005	65.039	5
13	163	Supersport 4C	Gordon Beckett	Honda	400	2:31.446	+23.240	+4.731	63.991	6	2:32.972	63.353	5
14	10	Twin Cylinder	Keith Attwood	Ducati	998	2:32.337	+24.131	+0.891	63.617	3	2:36.411	61.960	2
15	75	Twin Cylinder	Richard Yates	Suzuki	650	2:34.559	+26.353	+2.222	62.702	5	2:38.774	61.038	4
16	44	Twin Cylinder	Ian Smith	Ducati	916	2:34.769	+26.563	+0.210	62.617	2	----	-	1
17	35	Supersport 4C	David Taylor	Kawasaki	400	2:36.889	+28.683	+2.120	61.771	6	2:37.628	61.481	5
18	170	Supersport 4C	Richard Dorey	Honda	400	2:38.115	+29.909	+1.226	61.292	4	2:38.800	61.028	3
19	20	Supersport 4C	Richard Owen	Yamaha	400	2:39.926	+31.720	+1.811	60.598	3	10:56.600	14.760	2
20	32	Supersport 4C	Robin Johnson	Honda	400	2:43.265	+35.059	+3.339	59.359	4	2:44.241	59.006	3
21	27	Supersport 4C	Martin Lewis	Kawasaki	400	----	-	-	-	1	----	-	0

Announcements

There is a white bike with no numbers but transponder 8682469

Lap	Lap Tm	Diff	Time of Day
(25) Andy Jones			
1	-:--		8:55:18.349
2	2:09.688	+1.482	8:57:28.037
3	2:10.103	+1.897	8:59:38.140
4	2:08.206	-	9:01:46.346
5	2:09.007	+0.801	9:03:55.353
6	2:09.584	+1.378	9:06:04.937

Lap	Lap Tm	Diff	Time of Day
(17) Alastair Bayley			
1	-:--		8:55:28.122
2	2:14.102	+4.607	8:57:42.224
3	2:13.257	+3.762	8:59:55.481
4	2:12.451	+2.956	9:02:07.932
5	2:12.266	+2.771	9:04:20.198
6	2:11.024	+1.529	9:06:31.222
7	2:09.495	-	9:08:40.717

Lap	Lap Tm	Diff	Time of Day
(23) Christopher Morley			
1	-:--		8:55:35.284
2	2:20.883	+8.977	8:57:56.167
3	2:16.811	+4.905	9:00:12.978
4	2:15.008	+3.102	9:02:27.986
5	2:14.158	+2.252	9:04:42.144
6	2:11.906	-	9:06:54.050
7	2:18.983	+7.077	9:09:13.033

Lap	Lap Tm	Diff	Time of Day
(33) Adam Larkin			
1	-:--		9:01:16.297
2	2:17.956	+4.754	9:03:34.253
3	2:14.597	+1.395	9:05:48.850
4	2:13.202	-	9:08:02.052
5	2:14.456	+1.254	9:10:16.508

Lap	Lap Tm	Diff	Time of Day
(22) Adrian Teasdale			
1	-:--		8:54:39.820
2	2:36.559	+22.456	8:57:16.379
3	2:21.955	+7.852	8:59:38.334
4	2:17.847	+3.744	9:01:56.181
5	2:17.736	+3.633	9:04:13.917
6	2:18.337	+4.234	9:06:32.254
7	2:14.103	-	9:08:46.357

Lap	Lap Tm	Diff	Time of Day
(19) Simon Noon			
1	-:--		8:56:07.450
2	2:35.299	+20.223	8:58:42.749
3	2:22.774	+7.698	9:01:05.523
4	2:21.533	+6.457	9:03:27.056
5	2:23.046	+7.970	9:05:50.102
6	2:19.960	+4.884	9:08:10.062
7	2:15.076	-	9:10:25.138

Lap	Lap Tm	Diff	Time of Day
(18) Tim Kermode			
1	-:--		8:55:48.231
2	2:25.541	+7.562	8:58:13.772
3	2:17.979	-	9:00:31.751
4	2:21.690	+3.711	9:02:53.441
5	2:18.421	+0.442	9:05:11.862
6	2:21.187	+3.208	9:07:33.049
7	2:18.394	+0.415	9:09:51.443

Lap	Lap Tm	Diff	Time of Day
(169) Mike Dorey			
1	-:--		9:02:54.719
2	2:24.796	+6.559	9:05:19.515
3	2:20.386	+2.149	9:07:39.901
4	2:18.237	-	9:09:58.138

Lap	Lap Tm	Diff	Time of Day
(29) Alan Armour			
1	-:--		8:55:49.278
2	2:22.446	+4.022	8:58:11.724
3	2:18.648	+0.224	9:00:30.372
4	2:23.546	+5.122	9:02:53.918
5	2:18.424	-	9:05:12.342
6	2:20.989	+2.565	9:07:33.331
7	2:18.589	+0.165	9:09:51.920

Lap	Lap Tm	Diff	Time of Day
(199) Steve Ferguson			
1	-:--		8:56:01.943
2	2:29.423	+9.200	8:58:31.366
3	2:29.499	+9.276	9:01:00.865
4	2:25.693	+5.470	9:03:26.558
5	2:22.940	+2.717	9:05:49.498
6	2:20.223	-	9:08:09.721
7	2:21.084	+0.861	9:10:30.805

Lap	Lap Tm	Diff	Time of Day
(9) Alan Newbold			
1	-:--		8:55:58.214
2	2:26.061	+5.550	8:58:24.275
3	2:25.167	+4.656	9:00:49.442
4	2:22.559	+2.048	9:03:12.001
5	2:23.526	+3.015	9:05:35.527
6	2:23.881	+3.370	9:07:59.408
7	2:20.511	-	9:10:19.919

Lap	Lap Tm	Diff	Time of Day
(4) Harry Disley			
1	-:--		8:55:55.923
2	2:27.072	+5.817	8:58:22.995
3	2:28.651	+7.396	9:00:51.646
4	2:21.255	-	9:03:12.901
5	2:24.088	+2.833	9:05:36.989
6	2:23.768	+2.513	9:08:00.757
7	2:23.766	+2.511	9:10:24.523

Lap	Lap Tm	Diff	Time of Day
(12) Garry Cartwright			
1	-:--		8:56:07.872
2	2:37.065	+10.350	8:58:44.937
3	2:32.185	+5.470	9:01:17.122
4	2:29.906	+3.191	9:03:47.028
5	2:29.005	+2.290	9:06:16.033
6	2:26.715	-	9:08:42.748

Lap	Lap Tm	Diff	Time of Day
(163) Gordon Beckett			
1	-:--		8:54:26.796
2	2:54.833	+23.387	8:57:21.629
3	2:37.784	+6.338	8:59:59.413
4	2:36.387	+4.941	9:02:35.800
5	2:32.972	+1.526	9:05:08.772
6	2:31.446	-	9:07:40.218
7	2:33.333	+1.887	9:10:13.551

Lap	Lap Tm	Diff	Time of Day
(10) Keith Attwood			
1	-:--		8:55:45.517
2	2:36.411	+4.074	8:58:21.928
3	2:32.337	-	9:00:54.265

Lap	Lap Tm	Diff	Time of Day
(75) Richard Yates			
1	-:--		8:56:07.249
2	2:48.474	+13.915	8:58:55.723
3	2:44.805	+10.246	9:01:40.528
4	2:38.774	+4.215	9:04:19.302
5	2:34.559	-	9:06:53.861
6	2:39.215	+4.656	9:09:33.076

Lap	Lap Tm	Diff	Time of Day
(44) Ian Smith			
1	-:--		9:04:56.137
2	2:34.769	-	9:07:30.906


Lap	Lap Tm	Diff	Time of Day
(35) David Taylor			
1	-:--		8:56:00.988
2	2:43.714	+6.825	8:58:44.702
3	2:41.707	+4.818	9:01:26.409
4	2:38.446	+1.557	9:04:04.855
5	2:37.628	+0.739	9:06:42.483
6	2:36.889	-	9:09:19.372

Lap	Lap Tm	Diff	Time of Day
(170) Richard Dorey			
1	-:--		9:03:11.156
2	2:44.556	+6.441	9:05:55.712
3	2:38.800	+0.685	9:08:34.512
4	2:38.115	-	9:11:12.627

Lap	Lap Tm	Diff	Time of Day
(20) Richard Owen			
1	-:--		8:55:55.784
2	10:56.600	+8:16.674	9:06:52.384
3	2:39.926	-	9:09:32.310

Lap	Lap Tm	Diff	Time of Day
(32) Robin Johnson			
1	-:--		8:53:21.521
2	3:03.940	+20.675	8:56:25.461
3	2:44.241	+0.976	8:59:09.702
4	2:43.265	-	9:01:52.967

Lap	Lap Tm	Diff	Time of Day
(27) Martin Lewis			
1	-:--		9:09:51.201



<p>[2:39.926] [20] Richard Owen</p> <hr/> <p>20 [2:34.559] [75] Richard Yates</p> <hr/> <p>16 [2:21.255] [4] Harry Disley</p> <hr/> <p>12 [2:18.237] [169] Mike Dorey</p> <hr/> <p>8 [2:13.202] [33] Adam Larkin</p> <hr/> <p>4</p>	<p>[2:38.115] [170] Richard Dorey</p> <hr/> <p>19 [2:32.337] [10] Keith Attwood</p> <hr/> <p>15 [2:20.511] [9] Alan Newbold</p> <hr/> <p>11 [2:17.979] [18] Tim Kermod</p> <hr/> <p>7 [2:11.906] [23] Christopher Morley</p> <hr/> <p>3</p>	<p>[---] [27] Martin Lewis</p> <hr/> <p>22 [2:36.889] [35] David Taylor</p> <hr/> <p>18 [2:31.446] [163] Gordon Beckett</p> <hr/> <p>14 [2:20.223] [199] Steve Ferguson</p> <hr/> <p>10 [2:15.076] [19] Simon Noon</p> <hr/> <p>6 [2:09.495] [17] Alastair Bayley</p> <hr/> <p>2</p>	<p>[2:43.265] [32] Robin Johnson</p> <hr/> <p>21 [2:34.769] [44] Ian Smith</p> <hr/> <p>17 [2:26.715] [12] Garry Cartwright</p> <hr/> <p>13 [2:18.424] [29] Alan Armour</p> <hr/> <p>9 [2:14.103] [22] Adrian Teasdale</p> <hr/> <p>5 [2:08.206] [25] Andy Jones</p> <hr/> <p>1</p>
--	--	--	---

6
5
4
3
2
1

Grid for Races 1 & 7



SS400 & Twins

Oulton International 2.692 Miles

Race 1

21/07/2007 11:33

Race (8 Laps)

Pos	No.	Class	Name	Make	Engine	Laps	Total Tm	Avg. Speed	Gap	Diff	Best Tm	Best Spd	In Lap
1	25	Twin Cylinde	Andy Jones	Ducati	999	8	16:32.732	78.097	-	-	2:01.965	79.459	7
2	42	Twin Cylinde	Steve Hill	Suzuki	1000	8	16:57.062	76.229	+24.330	+24.330	2:04.415	77.894	5
3	17	Supersport 4	Alastair Bayley	Honda	400	8	17:11.013	75.197	+13.951	+38.281	2:07.285	76.138	8
4	22	Supersport 4	Adrian Teasdale	Kawasaki	400	8	17:29.742	73.856	+18.729	+57.010	2:08.620	75.348	4
5	18	Supersport 4	Tim Kermode	Yamaha	400	8	17:30.101	73.831	+0.359	+57.369	2:07.991	75.718	7
6	9	Twin Cylinde	Alan Newbold	Ducati	1098	8	17:46.524	72.694	+16.423	+1:13.792	2:08.097	75.655	8
7	199	Supersport 4	Steve Ferguson	Honda	400	8	17:47.603	72.620	+1.079	+1:14.871	2:08.866	75.204	8
8	169	Supersport 4	Mike Dorey	Honda	400	8	17:48.110	72.586	+0.507	+1:15.378	2:08.741	75.277	8
9	28	Supersport 4	Nathan Edwards	Kawasaki	400	8	18:05.878	71.398	+17.768	+1:33.146	2:11.538	73.676	7
10	4	Supersport 4	Harry Disley	Yamaha	400	8	18:14.699	70.823	+8.821	+1:41.967	2:13.483	72.603	8
11	44	Twin Cylinde	Ian Smith	Ducati	916	8	18:15.489	70.772	+0.790	+1:42.757	2:14.644	71.976	4
12	12	Supersport 4	Garry Cartwright	Honda	400	8	18:34.137	69.587	+18.648	+2:01.405	2:13.429	72.632	8
13	20	Supersport 4	Richard Owen	Yamaha	400	8	18:35.270	69.516	+1.133	+2:02.538	2:13.951	72.349	8
14	170	Supersport 4	Richard Dorey	Honda	400	7	17:02.018	66.377	1 Lap	1 Lap	2:21.357	68.558	7
15	35	Supersport 4	David Taylor	Kawasaki	400	7	17:11.933	65.739	+9.915	+9.915	2:21.998	68.249	5
16	27	Supersport 4	Martin Lewis	Kawasaki	400	7	17:28.072	64.727	+16.139	+26.054	2:23.626	67.475	6
17	163	Supersport 4	Gordon Beckett	Honda	400	7	17:46.532	63.607	+18.460	+44.514	2:26.166	66.303	7
18	75	Twin Cylinde	Richard Yates	Suzuki	650	7	17:46.685	63.597	+0.153	+44.667	2:29.988	64.613	3
19	145	Supersport 4	Freddy Dunn	Honda	400	7	18:17.416	61.816	+30.731	+1:15.398	2:31.304	64.051	7

Not classified (75% = 6 Laps)

20	33	Supersport 4	Adam Larkin	Honda	400	5	10:54.679	74.015	2 Laps	3 Laps	2:08.675	75.315	5
21	29	Supersport 4	Alan Armour	Suzuki	250	5	11:52.389	68.019	+57.710	+57.710	2:15.703	71.415	5
22	23	Supersport 4	Christopher Morley	Honda	400	1	2:17.232	70.619	4 Laps	7 Laps	----	-	1
23	19	Supersport 4	Simon Noon	Honda	400	1	2:18.810	69.816	+1.578	+1.578	----	-	1
INS	10	Twin Cylinde	Keith Attwood	Ducati	998	0	----	-	-	-	----	-	0
INS	32	Supersport 4	Robin Johnson	Honda	400	0	----	-	-	-	----	-	0

Margin of Victory

Avg. Speed

Best Lap Tm

Best Spd

Best Lap by

+24.330

78.097

2:01.965

79.459

[25] Andy Jones

Nantwich & D.M.C & Cheshire M.C.R.R.C

SS400 & Twins

Oulton International 2.692 Miles

Race 1

21/07/2007 11:33

Race (8 Laps)

Lap	Lap Tm	Diff	Time of Day
(25) Andy Jones			
1	-:--		11:35:38.022
2	2:03.757	+1.792	11:37:41.779
3	2:02.706	+0.741	11:39:44.485
4	2:03.661	+1.696	11:41:48.146
5	2:03.487	+1.522	11:43:51.633
6	2:03.136	+1.171	11:45:54.769
7	2:01.965	-	11:47:56.734
8	2:04.838	+2.873	11:50:01.572

Lap	Lap Tm	Diff	Time of Day
(42) Steve Hill			
1	-:--		11:35:47.034
2	2:09.095	+4.680	11:37:56.129
3	2:05.488	+1.073	11:40:01.617
4	2:05.096	+0.681	11:42:06.713
5	2:04.415	-	11:44:11.128
6	2:04.432	+0.017	11:46:15.560
7	2:04.493	+0.078	11:48:20.053
8	2:05.849	+1.434	11:50:25.902

Lap	Lap Tm	Diff	Time of Day
(17) Alastair Bayley			
1	-:--		11:35:41.469
2	2:07.957	+0.672	11:37:49.426
3	2:09.540	+2.255	11:39:58.966
4	2:08.521	+1.236	11:42:07.487
5	2:07.889	+0.604	11:44:15.376
6	2:08.603	+1.318	11:46:23.979
7	2:08.589	+1.304	11:48:32.568
8	2:07.285	-	11:50:39.853

Lap	Lap Tm	Diff	Time of Day
(22) Adrian Teasdale			
1	-:--		11:35:46.932
2	2:12.829	+4.209	11:37:59.761
3	2:10.027	+1.407	11:40:09.788
4	2:08.620	-	11:42:18.408
5	2:09.439	+0.819	11:44:27.847
6	2:10.821	+2.201	11:46:38.668
7	2:10.438	+1.818	11:48:49.106
8	2:09.476	+0.856	11:50:58.582

Lap	Lap Tm	Diff	Time of Day
(18) Tim Kermode			
1	-:--		11:35:48.249
2	2:13.918	+5.927	11:38:02.167
3	2:10.359	+2.368	11:40:12.526
4	2:10.046	+2.055	11:42:22.572
5	2:08.884	+0.893	11:44:31.456
6	2:10.360	+2.369	11:46:41.816
7	2:07.991	-	11:48:49.807
8	2:09.134	+1.143	11:50:58.941

Lap	Lap Tm	Diff	Time of Day
(9) Alan Newbold			
1	-:--		11:35:50.800
2	2:19.711	+11.614	11:38:10.511
3	2:14.256	+6.159	11:40:24.767
4	2:11.029	+2.932	11:42:35.796
5	2:09.066	+0.969	11:44:44.862
6	2:11.897	+3.800	11:46:56.759
7	2:10.508	+2.411	11:49:07.267
8	2:08.097	-	11:51:15.364

Lap	Lap Tm	Diff	Time of Day
(199) Steve Ferguson			
1	-:--		11:35:51.660
2	2:18.621	+9.755	11:38:10.281
3	2:13.495	+4.629	11:40:23.776
4	2:12.460	+3.594	11:42:36.236

Lap	Lap Tm	Diff	Time of Day
5	2:10.780	+1.914	11:44:47.016
6	2:10.231	+1.365	11:46:57.247
7	2:10.330	+1.464	11:49:07.577
8	2:08.866	-	11:51:16.443

Lap	Lap Tm	Diff	Time of Day
(169) Mike Dorey			
1	-:--		11:35:53.041
2	2:18.570	+9.829	11:38:11.611
3	2:12.913	+4.172	11:40:24.524
4	2:12.397	+3.656	11:42:36.921
5	2:10.592	+1.851	11:44:47.513
6	2:10.856	+2.115	11:46:58.369
7	2:09.840	+1.099	11:49:08.209
8	2:08.741	-	11:51:16.950

Lap	Lap Tm	Diff	Time of Day
(28) Nathan Edwards			
1	-:--		11:35:53.618
2	2:18.380	+6.842	11:38:11.998
3	2:16.203	+4.665	11:40:28.201
4	2:14.952	+3.414	11:42:43.153
5	2:13.948	+2.410	11:44:57.101
6	2:13.719	+2.181	11:47:10.820
7	2:11.538	-	11:49:22.358
8	2:12.360	+0.822	11:51:34.718

Lap	Lap Tm	Diff	Time of Day
(4) Harry Disley			
1	-:--		11:35:51.572
2	2:19.454	+5.971	11:38:11.026
3	2:16.955	+3.472	11:40:27.981
4	2:15.059	+1.576	11:42:43.040
5	2:16.686	+3.203	11:44:59.726
6	2:15.419	+1.936	11:47:15.145
7	2:14.911	+1.428	11:49:30.056
8	2:13.483	-	11:51:43.539

Lap	Lap Tm	Diff	Time of Day
(44) Ian Smith			
1	-:--		11:35:52.479
2	2:18.980	+4.336	11:38:11.459
3	2:15.871	+1.227	11:40:27.330
4	2:14.644	-	11:42:41.974
5	2:15.718	+1.074	11:44:57.692
6	2:16.009	+1.365	11:47:13.701
7	2:15.630	+0.986	11:49:29.331
8	2:14.998	+0.354	11:51:44.329

Lap	Lap Tm	Diff	Time of Day
(12) Garry Cartwright			
1	-:--		11:36:03.057
2	2:23.516	+10.087	11:38:26.573
3	2:18.143	+4.714	11:40:44.716
4	2:16.260	+2.831	11:43:00.976
5	2:15.761	+2.332	11:45:16.737
6	2:17.093	+3.664	11:47:33.830
7	2:15.718	+2.289	11:49:49.548
8	2:13.429	-	11:52:02.977

Lap	Lap Tm	Diff	Time of Day
(20) Richard Owen			
1	-:--		11:36:03.001
2	2:26.116	+12.165	11:38:29.117
3	2:19.151	+5.200	11:40:48.268
4	2:16.661	+2.710	11:43:04.929
5	2:14.974	+1.023	11:45:19.903
6	2:15.134	+1.183	11:47:35.037
7	2:15.122	+1.171	11:49:50.159
8	2:13.951	-	11:52:04.110

Lap	Lap Tm	Diff	Time of Day
(170) Richard Dorey			

Lap	Lap Tm	Diff	Time of Day
1	-:--		11:36:07.682
2	2:26.277	+4.920	11:38:33.959
3	2:24.082	+2.725	11:40:58.041
4	2:23.061	+1.704	11:43:21.102
5	2:23.831	+2.474	11:45:44.933
6	2:24.568	+3.211	11:48:09.501
7	2:21.357	-	11:50:30.858

Lap	Lap Tm	Diff	Time of Day
(35) David Taylor			
1	-:--		11:36:08.596
2	2:30.839	+8.841	11:38:39.435
3	2:28.557	+6.559	11:41:07.992
4	2:25.501	+3.503	11:43:33.493
5	2:21.998	-	11:45:55.491
6	2:22.170	+0.172	11:48:17.661
7	2:23.112	+1.114	11:50:40.773

Lap	Lap Tm	Diff	Time of Day
(27) Martin Lewis			
1	-:--		11:36:18.497
2	2:31.282	+7.656	11:38:49.779
3	2:25.496	+1.870	11:41:15.275
4	2:27.463	+3.837	11:43:42.738
5	2:26.045	+2.419	11:46:08.783
6	2:23.626	-	11:48:32.409
7	2:24.503	+0.877	11:50:56.912

Lap	Lap Tm	Diff	Time of Day
(163) Gordon Beckett			
1	-:--		11:36:13.730
2	2:33.997	+7.831	11:38:47.727
3	2:32.252	+6.086	11:41:19.979
4	2:30.832	+4.666	11:43:50.811
5	2:29.642	+3.476	11:46:20.453
6	2:28.753	+2.587	11:48:49.206
7	2:26.166	-	11:51:15.372

Lap	Lap Tm	Diff	Time of Day
(75) Richard Yates			
1	-:--		11:36:10.387
2	2:31.286	+1.298	11:38:41.673
3	2:29.988	-	11:41:11.661
4	2:31.021	+1.033	11:43:42.682
5	2:30.549	+0.561	11:46:13.231
6	2:31.630	+1.642	11:48:44.861
7	2:30.664	+0.676	11:51:15.525

Lap	Lap Tm	Diff	Time of Day
(145) Freddy Dunn			
1	-:--		11:36:16.786
2	2:40.149	+8.845	11:38:56.935
3	2:37.851	+6.547	11:41:34.786
4	2:33.696	+2.392	11:44:08.482
5	2:32.953	+1.649	11:46:41.435
6	2:33.517	+2.213	11:49:14.952
7	2:31.304	-	11:51:46.256

Lap	Lap Tm	Diff	Time of Day
(33) Adam Larkin			
1	-:--		11:35:45.218
2	2:10.815	+2.140	11:37:56.033
3	2:09.744	+1.069	11:40:05.777
4	2:09.067	+0.392	11:42:14.844
5	2:08.675	-	11:44:23.519

Lap	Lap Tm	Diff	Time of Day
(29) Alan Armour			
1	-:--		11:36:05.183
2	2:24.145	+8.442	11:38:29.328
3	2:19.212	+3.509	11:40:48.540
4	2:16.986	+1.283	11:43:05.526
5	2:15.703	-	11:45:21.229

SS400 & Twins

Oulton International 2.692 Miles

Race 1

21/07/2007 11:33

Race (8 Laps)

Lap	Lap Tm	Diff	Time of Day
<hr/>			
(23) Christopher Morley			
1	-:--		11:35:46.072
<hr/>			
(19) Simon Noon			
1	-:--		11:35:47.650

Lap Lap Tm Diff Time of Day

Lap Lap Tm Diff Time of Day


SS400 & Twins

Oulton International 2.692 Miles

Race 1

21/07/2007 11:33

Race (8 Laps)



Competitors	Laps							
	1	2	3	4	5	6	7	8
Andy Jones (25)	1	25	25	25	25	25	25	25
Alastair Bayley (17)	2	17	17	17	42	42	42	42
Adam Larkin (33)	3	33	33	42	17	17	17	17
Christopher Morley (23)	4	23	42	33	33	33	22	22
Adrian Teasdale (22)	5	22	22	22	22	22	18	18
Steve Hill (42)	6	42	18	18	18	18	9	9
Simon Noon (19)	7	19	199	199	9	9	199	199
Tim Kermod (18)	8	18	9	169	199	199	169	169
Alan Newbold (9)	9	9	4	9	169	169	28	28
Harry Disley (4)	10	4	44	44	44	28	44	44
Steve Ferguson (199)	11	199	169	4	4	44	4	4
Ian Smith (44)	12	44	28	28	28	4	12	12
Mike Dorey (169)	13	169	12	12	12	12	20	20
Nathan Edwards (28)	14	28	20	20	20	20	170	170
Richard Owen (20)	15	20	29	29	29	29	35	35
Garry Cartwright (12)	16	12	170	170	170	170	27	27
Alan Armour (29)	17	29	35	35	35	35	75	163
Richard Dorey (170)	18	170	75	75	75	27	163	75
David Taylor (35)	19	35	163	27	27	75	145	145
Richard Yates (75)	20	75	27	163	163	163		
Gordon Beckett (163)	21	163	145	145	145	145		
Freddy Dunn (145)	22	145						
Martin Lewis (27)	23	27						
-	24							
-	25							

SS600 & Steel Framed

Oulton International 2.692 Miles

Timed Practice

21/07/2007 09:15

Qualify

Pos	No.	Class	Name	Make	Engine	Best Tm	Diff	Gap	Best Spd	In Lap	2nd Best	2nd Spd	2nd Lap
1	34	Supersport 6C	Christopher Mort	Honda	600	2:01.970	-	-	79.456	4	2:02.026	79.419	6
2	76	Supersport 6C	Peter Whiteside	Honda	600	2:03.095	+1.125	+1.125	78.729	7	2:04.336	77.944	4
3	10	Supersport 6C	David Bath	Honda	600	2:03.269	+1.299	+0.174	78.618	7	2:04.439	77.879	4
4	35	Supersport 6C	Kiaran Hankin	Honda	600	2:05.140	+3.170	+1.871	77.443	5	2:05.225	77.390	7
5	20	Steel Frame 6C	Jamie Devine	Honda	600	2:06.298	+4.328	+1.158	76.733	7	2:08.367	75.496	5
6	14	Supersport 6C	Tim Poole	Triumph	675	2:06.969	+4.999	+0.671	76.327	5	2:09.699	74.721	7
7	2	Supersport 6C	Stanley Gamble	Honda	600	2:08.184	+6.214	+1.215	75.604	7	2:09.354	74.920	6
8	22	Supersport 6C	Jim Hodson	Honda	600	2:08.277	+6.307	+0.093	75.549	7	2:08.648	75.331	4
9	16	Supersport 6C	Mark Cheetham	Yamaha	600	2:08.986	+7.016	+0.709	75.134	6	2:10.927	74.020	4
10	166	Supersport 6C	Richard Ashworth	Honda	600	2:10.003	+8.033	+1.017	74.546	7	2:11.896	73.476	6
11	5	Supersport 6C	Victoria Grimmer	Suzuki	600	2:10.051	+8.081	+0.048	74.518	7	2:13.087	72.819	6
12	50	Supersport 6C	Steven Jones	Kawasaki	600	2:12.733	+10.763	+2.682	73.013	4	2:12.804	72.974	5
13	85	Supersport 6C	Adrian Hodson	Honda	600	2:13.196	+11.226	+0.463	72.759	4	2:16.495	71.000	3
14	54	Supersport 6C	William Davidson	Honda	600	2:14.221	+12.251	+1.025	72.203	5	2:14.955	71.811	7
15	13	Steel Frame 6C	Gordon Draper	Honda	600	2:14.739	+12.769	+0.518	71.926	7	2:17.015	70.731	6
16	80	Supersport 6C	Billy Mellor	Suzuki	600	2:14.832	+12.862	+0.093	71.876	7	2:16.746	70.870	6
17	18	Supersport 6C	Dylan Wright	Honda	600	2:15.828	+13.858	+0.996	71.349	5	2:17.544	70.459	6
18	74	Supersport 6C	Adam Ramsey	Honda	600	2:16.509	+14.539	+0.681	70.993	6	2:16.754	70.866	7
19	23	Supersport 6C	Graeme Winstanley	Honda	600	2:17.304	+15.334	+0.795	70.582	4	2:27.040	65.909	3
20	57	Supersport 6C	Maria Costello	Honda	600	2:17.681	+15.711	+0.377	70.389	5	2:18.142	70.154	6
21	4	Supersport 6C	Mark Disley	Honda	600	2:18.807	+16.837	+1.126	69.818	6	2:20.132	69.158	5
22	236	Steel Frame 6C	Mathew Adams	Honda	600	2:20.395	+18.425	+1.588	69.028	4	2:21.353	68.560	6
23	611	Supersport 6C	Darryl McGeown	Yamaha	600	2:21.090	+19.120	+0.695	68.688	5	2:21.364	68.555	7
24	26	Supersport 6C	Alun Walley	Yamaha	600	2:22.080	+20.110	+0.990	68.209	3	2:24.146	67.232	4
25	25	Steel Frame 6C	Dominic Fenton	Honda	600	2:22.160	+20.190	+0.080	68.171	6	2:22.793	67.869	5
26	33	Supersport 6C	Sam Bonney	Honda	600	2:22.502	+20.532	+0.342	68.007	5	2:22.586	67.967	3
27	44	Steel Frame 6C	William Alcock	Honda	600	2:24.383	+22.413	+1.881	67.121	4	2:25.979	66.388	3
28	9	Supersport 6C	Alan Newbold	Suzuki	600	2:24.529	+22.559	+0.146	67.054	6	2:26.389	66.202	4
29	118	Supersport 6C	David Thomassom	Honda	600	2:30.344	+28.374	+5.815	64.460	3	2:46.470	58.216	2
30	136	Supersport 6C	David Taylor	Suzuki	600	2:32.158	+30.188	+1.814	63.692	5	2:35.002	62.523	6
31	61	Steel Frame 6C	Simon Robins	Honda	600	2:32.849	+30.879	+0.691	63.404	5	2:34.736	62.631	6
32	38	Steel Frame 6C	Ian Carson	Honda	600	2:35.259	+33.289	+2.410	62.420	5	2:35.422	62.354	6
33	32	Supersport 6C	Robin Johnson	Honda	600	2:48.214	+46.244	+12.955	57.612	4	2:50.660	56.787	3
34	60	Steel Frame 6C	Gary Blundell	Honda	600	2:49.176	+47.206	+0.962	57.285	4	2:53.606	55.823	3
35	61	Steel Frame 6C	Simon Phillips	Honda	600	---	-	-	-	0	---	-	0

Nantwich & D.M.C & Cheshire M.C.R.R.C

SS600 & Steel Framed

Oulton International 2.692 Miles

Timed Practice

21/07/2007 09:15

Qualify

Lap	Lap Tm	Diff	Time of Day
(34) Christopher Mort			
1	-:--		9:16:03.682
2	2:12.925	+10.955	9:18:16.607
3	2:04.130	+2.160	9:20:20.737
4	2:01.970	-	9:22:22.707
5	2:02.599	+0.629	9:24:25.306
6	2:02.026	+0.056	9:26:27.332
7	2:03.800	+1.830	9:28:31.132
8	2:02.791	+0.821	9:30:33.923

Lap	Lap Tm	Diff	Time of Day
(76) Peter Whiteside			
1	-:--		9:16:00.788
2	2:17.326	+14.231	9:18:18.114
3	2:07.037	+3.942	9:20:25.151
4	2:04.336	+1.241	9:22:29.487
5	2:05.162	+2.067	9:24:34.649
6	2:05.827	+2.732	9:26:40.476
7	2:03.095	-	9:28:43.571

Lap	Lap Tm	Diff	Time of Day
(10) David Bath			
1	-:--		9:16:04.553
2	2:13.898	+10.629	9:18:18.451
3	2:07.082	+3.813	9:20:25.533
4	2:04.439	+1.170	9:22:29.972
5	2:05.578	+2.309	9:24:35.550
6	2:05.282	+2.013	9:26:40.832
7	2:03.269	-	9:28:44.101

Lap	Lap Tm	Diff	Time of Day
(35) Kiaran Hankin			
1	-:--		9:16:07.709
2	2:25.733	+20.593	9:18:33.442
3	2:12.334	+7.194	9:20:45.776
4	2:07.019	+1.879	9:22:52.795
5	2:05.140	-	9:24:57.935
6	2:07.139	+1.999	9:27:05.074
7	2:05.225	+0.085	9:29:10.299

Lap	Lap Tm	Diff	Time of Day
(20) Jamie Devine			
1	-:--		9:16:11.170
2	2:34.373	+28.075	9:18:45.543
3	2:15.565	+9.267	9:21:01.108
4	2:10.314	+4.016	9:23:11.422
5	2:08.367	+2.069	9:25:19.789
6	2:09.296	+2.998	9:27:29.085
7	2:06.298	-	9:29:35.383

Lap	Lap Tm	Diff	Time of Day
(14) Tim Poole			
1	-:--		9:16:21.760
2	2:23.042	+16.073	9:18:44.802
3	2:13.505	+6.536	9:20:58.307
4	2:10.203	+3.234	9:23:08.510
5	2:06.969	-	9:25:15.479
6	2:09.878	+2.909	9:27:25.357
7	2:09.699	+2.730	9:29:35.056

Lap	Lap Tm	Diff	Time of Day
(2) Stanley Gamble			
1	-:--		9:16:08.005
2	2:31.578	+23.394	9:18:39.583
3	2:17.392	+9.208	9:20:56.975
4	2:12.555	+4.371	9:23:09.530
5	2:09.865	+1.681	9:25:19.395
6	2:09.354	+1.170	9:27:28.749
7	2:08.184	-	9:29:36.933

Lap	Lap Tm	Diff	Time of Day
(22) Jim Hodson			

Lap	Lap Tm	Diff	Time of Day
1	-:--		9:16:09.309
2	2:18.272	+9.995	9:18:27.581
3	2:09.257	+0.980	9:20:36.838
4	2:08.648	+0.371	9:22:45.486
5	2:09.656	+1.379	9:24:55.142
6	2:10.601	+2.324	9:27:05.743
7	2:08.277	-	9:29:14.020

Lap	Lap Tm	Diff	Time of Day
(16) Mark Cheetham			
1	-:--		9:16:50.269
2	2:25.622	+16.636	9:19:15.891
3	2:12.600	+3.614	9:21:28.491
4	2:10.927	+1.941	9:23:39.418
5	2:12.734	+3.748	9:25:52.152
6	2:08.986	-	9:28:01.138
7	2:11.576	+2.590	9:30:12.714

Lap	Lap Tm	Diff	Time of Day
(166) Richard Ashworth			
1	-:--		9:16:23.355
2	2:40.844	+30.841	9:19:04.199
3	2:16.424	+6.421	9:21:20.623
4	2:14.123	+4.120	9:23:34.746
5	2:13.319	+3.316	9:25:48.065
6	2:11.896	+1.893	9:27:59.961
7	2:10.003	-	9:30:09.964

Lap	Lap Tm	Diff	Time of Day
(5) Victoria Grimmer			
1	-:--		9:16:19.099
2	2:41.442	+31.391	9:19:00.541
3	2:21.261	+11.210	9:21:21.802
4	2:14.794	+4.743	9:23:36.596
5	2:17.829	+7.778	9:25:54.425
6	2:13.087	+3.036	9:28:07.512
7	2:10.051	-	9:30:17.563

Lap	Lap Tm	Diff	Time of Day
(50) Steven Jones			
1	-:--		9:16:09.763
2	2:39.887	+27.154	9:18:49.650
3	2:20.837	+8.104	9:21:10.487
4	2:12.733	-	9:23:23.220
5	2:12.804	+0.071	9:25:36.024
6	2:14.261	+1.528	9:27:50.285
7	2:12.989	+0.256	9:30:03.274

Lap	Lap Tm	Diff	Time of Day
(85) Adrian Hodson			
1	-:--		9:16:04.429
2	8:20.452	+6:07.256	9:24:24.881
3	2:16.495	+3.299	9:26:41.376
4	2:13.196	-	9:28:54.572

Lap	Lap Tm	Diff	Time of Day
(54) William Davidson			
1	-:--		9:16:13.943
2	2:40.249	+26.028	9:18:54.192
3	2:20.142	+5.921	9:21:14.334
4	2:16.545	+2.324	9:23:30.879
5	2:14.221	-	9:25:45.100
6	2:17.180	+2.959	9:28:02.280
7	2:14.955	+0.734	9:30:17.235

Lap	Lap Tm	Diff	Time of Day
(13) Gordon Draper			
1	-:--		9:16:07.095
2	2:35.087	+20.348	9:18:42.182
3	2:20.870	+6.131	9:21:03.052
4	2:20.518	+5.779	9:23:23.570
5	2:18.129	+3.390	9:25:41.699
6	2:17.015	+2.276	9:27:58.714

Lap	Lap Tm	Diff	Time of Day
7	2:14.739	-	9:30:13.453

Lap	Lap Tm	Diff	Time of Day
(80) Billy Mellor			
1	-:--		9:16:13.661
2	2:37.990	+23.158	9:18:51.651
3	2:22.225	+7.393	9:21:13.876
4	2:17.995	+3.163	9:23:31.871
5	2:17.833	+3.001	9:25:49.704
6	2:16.746	+1.914	9:28:06.450
7	2:14.832	-	9:30:21.282

Lap	Lap Tm	Diff	Time of Day
(18) Dylan Wright			
1	-:--		9:16:12.420
2	2:37.768	+21.940	9:18:50.188
3	2:18.057	+2.229	9:21:08.245
4	2:18.195	+2.367	9:23:26.440
5	2:15.828	-	9:25:42.268
6	2:17.544	+1.716	9:27:59.812
7	2:18.937	+3.109	9:30:18.749

Lap	Lap Tm	Diff	Time of Day
(74) Adam Ramsey			
1	-:--		9:16:16.114
2	2:43.915	+27.406	9:19:00.029
3	2:24.520	+8.011	9:21:24.549
4	2:21.614	+5.105	9:23:46.163
5	2:20.761	+4.252	9:26:06.924
6	2:16.509	-	9:28:23.433
7	2:16.754	+0.245	9:30:40.187

Lap	Lap Tm	Diff	Time of Day
(23) Graeme Winstanley			
1	-:--		9:16:36.909
2	2:42.711	+25.407	9:19:19.620
3	2:27.040	+9.736	9:21:46.660
4	2:17.304	-	9:24:03.964

Lap	Lap Tm	Diff	Time of Day
(57) Maria Costello			
1	-:--		9:16:14.612
2	2:48.506	+30.825	9:19:03.118
3	2:26.666	+8.985	9:21:29.784
4	2:21.914	+4.233	9:23:51.698
5	2:17.681	-	9:26:09.379
6	2:18.142	+0.461	9:28:27.521
7	2:21.292	+3.611	9:30:48.813

Lap	Lap Tm	Diff	Time of Day
(4) Mark Disley			
1	-:--		9:16:17.971
2	2:47.897	+29.090	9:19:05.868
3	2:26.050	+7.243	9:21:31.918
4	2:22.737	+3.930	9:23:54.655
5	2:20.132	+1.325	9:26:14.787
6	2:18.807	-	9:28:33.594
7	2:20.994	+2.187	9:30:54.588

Lap	Lap Tm	Diff	Time of Day
(236) Mathew Adams			
1	-:--		9:16:22.528
2	2:40.891	+20.496	9:19:03.419
3	2:24.159	+3.764	9:21:27.578
4	2:20.395	-	9:23:47.973
5	2:21.674	+1.279	9:26:09.647
6	2:21.353	+0.958	9:28:31.000
7	2:23.249	+2.854	9:30:54.249

Lap	Lap Tm	Diff	Time of Day
(61) Simon Phillips			
1	-:--		9:16:08.404
2	2:36.321	+15.231	9:18:44.725
3	2:25.504	+4.414	9:21:10.229

Nantwich & D.M.C & Cheshire M.C.R.R.C

SS600 & Steel Framed

Oulton International 2.692 Miles

Timed Practice

21/07/2007 09:15

Qualify

Lap	Lap Tm	Diff	Time of Day
4	2:22.827	+1.737	9:23:33.056
5	2:21.090	-	9:25:54.146
6	2:23.868	+2.778	9:28:18.014
7	2:21.364	+0.274	9:30:39.378

(26) Alun Walley

Lap	Lap Tm	Diff	Time of Day
1	-:--		9:16:12.364
2	2:36.710	+14.630	9:18:49.074
3	2:22.080	-	9:21:11.154
4	2:24.146	+2.066	9:23:35.300
5	2:27.053	+4.973	9:26:02.353
6	2:25.174	+3.094	9:28:27.527
7	2:25.901	+3.821	9:30:53.428

(25) Dominic Fenton

Lap	Lap Tm	Diff	Time of Day
1	-:--		9:16:09.773
2	2:38.341	+16.181	9:18:48.114
3	2:30.987	+8.827	9:21:19.101
4	2:26.504	+4.344	9:23:45.605
5	2:22.793	+0.633	9:26:08.398
6	2:22.160	-	9:28:30.558
7	2:25.054	+2.894	9:30:55.612

(33) Sam Bonney

Lap	Lap Tm	Diff	Time of Day
1	-:--		9:16:08.287
2	2:42.703	+20.201	9:18:50.990
3	2:22.586	+0.084	9:21:13.576
4	2:22.691	+0.189	9:23:36.267
5	2:22.502	-	9:25:58.769
6	2:22.971	+0.469	9:28:21.740
7	2:31.760	+9.258	9:30:53.500

(44) William Alcock

Lap	Lap Tm	Diff	Time of Day
1	-:--		9:21:02.773
2	2:27.288	+2.905	9:23:30.061
3	2:25.979	+1.596	9:25:56.040
4	2:24.383	-	9:28:20.423
5	2:32.636	+8.253	9:30:53.059

(9) Alan Newbold

Lap	Lap Tm	Diff	Time of Day
1	-:--		9:17:06.282
2	2:34.615	+10.086	9:19:40.897
3	2:29.753	+5.224	9:22:10.650
4	2:26.389	+1.860	9:24:37.039
5	2:28.147	+3.618	9:27:05.186
6	2:24.529	-	9:29:29.715

(118) David Thomassom

Lap	Lap Tm	Diff	Time of Day
1	-:--		9:16:20.861
2	2:46.470	+16.126	9:19:07.331
3	2:30.344	-	9:21:37.675

(136) David Taylor

Lap	Lap Tm	Diff	Time of Day
1	-:--		9:16:10.885
2	2:56.047	+23.889	9:19:06.932
3	2:41.945	+9.787	9:21:48.877
4	2:35.528	+3.370	9:24:24.405
5	2:32.158	-	9:26:56.563
6	2:35.002	+2.844	9:29:31.565

(61) Simon Robins

Lap	Lap Tm	Diff	Time of Day
1	-:--		9:16:12.011
2	2:53.369	+20.520	9:19:05.380
3	2:41.909	+9.060	9:21:47.289
4	2:35.707	+2.858	9:24:22.996
5	2:32.849	-	9:26:55.845

Lap	Lap Tm	Diff	Time of Day
6	2:34.736	+1.887	9:29:30.581

(38) Ian Carson

Lap	Lap Tm	Diff	Time of Day
1	-:--		9:16:22.194
2	2:52.557	+17.298	9:19:14.751
3	2:42.445	+7.186	9:21:57.196
4	2:38.703	+3.444	9:24:35.899
5	2:35.259	-	9:27:11.158
6	2:35.422	+0.163	9:29:46.580

(32) Robin Johnson

Lap	Lap Tm	Diff	Time of Day
1	-:--		9:16:25.156
2	3:02.301	+14.087	9:19:27.457
3	2:50.660	+2.446	9:22:18.117
4	2:48.214	-	9:25:06.331
5	2:52.580	+4.366	9:27:58.911

(60) Gary Blundell

Lap	Lap Tm	Diff	Time of Day
1	-:--		9:16:16.947
2	2:55.575	+6.399	9:19:12.522
3	2:53.606	+4.430	9:22:06.128
4	2:49.176	-	9:24:55.304



[2:35.259] [38] Ian Carson	[2:32.849] [61] Simon Robins	[2:49.176] [60] Gary Blundell	[2:48.214] [32] Robin Johnson	9
32 [2:24.529] [9] Alan Newbold	31 [2:24.383] [44] William Alcock	34 [2:32.158] [136] David Taylor	33 [2:30.344] [118] David Thomassom	8
28 [2:22.080] [26] Alun Walley	27 [2:21.090] [611] Darryl McGeown	30 [2:22.502] [33] Sam Bonney	29 [2:22.160] [25] Dominic Fenton	7
24 [2:17.681] [57] Maria Costello	23 [2:17.304] [23] Graeme Winstanley	26 [2:20.395] [236] Mathew Adams	25 [2:18.807] [4] Mark Disley	6
20 [2:14.832] [80] Billy Mellor	19 [2:14.739] [13] Gordon Draper	22 [2:16.509] [74] Adam Ramsey	21 [2:15.828] [18] Dylan Wright	5
16 [2:12.733] [50] Steven Jones	15 [2:10.051] [5] Victoria Grimmer	18 [2:14.221] [54] William Davidson	17 [2:13.196] [85] Adrian Hodson	4
12 [2:08.277] [22] Jim Hodson	11 [2:08.184] [2] Stanley Gamble	14 [2:10.003] [166] Richard Ashworth	13 [2:08.986] [16] Mark Cheetham	3
8 [2:05.140] [35] Kieran Hankin	7 [2:03.269] [10] David Bath	10 [2:06.969] [14] Tim Poole	9 [2:06.298] [20] Jamie Devine	2
4	3	6 [2:03.095] [76] Peter Whiteside	5 [2:01.970] [34] Christopher Mort	1



Forgotten Era & Classics

Oulton International 2.692 Miles

Timed Practice

21/07/2007 09:33

Qualify

Pos	No.	Class	Name	Make	Engine	Best Tm	Diff	Gap	Best Spd	In Lap	2nd Best	2nd Spd	2nd Lap
1	23	Forgotten Era	Christopher Morley	Honda	400	2:11.676	-	-	73.599	3	2:12.084	73.371	5
2	52	Forgotten Era	Andy Jones	Yamaha	1000	2:12.427	+0.751	+0.751	73.181	5	2:13.404	72.645	4
3	91	Forgotten Era	Mike Hose	Weslake	900	2:14.021	+2.345	+1.594	72.311	3	2:16.710	70.889	4
4	149	Pre 1995 125	Jason Dobson	Honda	125	2:15.661	+3.985	+1.640	71.437	3	2:18.288	70.080	2
5	119	Forgotten Era	Stephen Cave	Yamaha	1000	2:16.896	+5.220	+1.235	70.792	5	2:18.909	69.767	4
6	14	Forgotten Era	George Murray	Yamaha	250	2:18.660	+6.984	+1.764	69.892	3	2:19.422	69.510	4
7	199	Forgotten Era	Steve Ferguson	Honda	400	2:18.988	+7.312	+0.328	69.727	4	2:19.923	69.261	3
8	24	Forgotten Era	Dave Carbutt	Honda	400	2:23.464	+11.788	+4.476	67.551	5	2:26.102	66.332	4
9	29	Forgotten Era	David Edwards	Honda	250	2:29.244	+17.568	+5.780	64.935	3	2:30.065	64.580	4
10	44	Classic over 5	Stephen Atkin	Triumph	930	2:31.001	+19.325	+1.757	64.180	2	----	-	1
11	28	Classic 251 tc	Barry Edwards	Honda	350	2:33.101	+21.425	+2.100	63.299	2	2:33.723	63.043	4
12	6	Classic over 5	Norman White	Norton	750	2:35.399	+23.723	+2.298	62.363	5	2:36.393	61.967	4
13	206	Classic 251 tc	Colin Dally	Norton	500	2:35.593	+23.917	+0.194	62.286	3	2:36.352	61.983	2
14	77	Classic 251 tc	Gary Freeman	Honda	350	2:37.334	+25.658	+1.741	61.596	5	2:38.917	60.983	4
15	12	Forgotten Era	Gwyn Jones	Yamaha	1000	2:39.142	+27.466	+1.808	60.897	3	2:39.401	60.798	2
16	7	Forgotten Era	Caron Roberts	Yamaha	250	2:42.791	+31.115	+3.649	59.532	3	2:46.382	58.247	2
17	21	Forgotten Era	Llewelyn Griffin	Suzuki	1100	2:43.027	+31.351	+0.236	59.445	4	2:55.174	55.323	2
18	3	Forgotten Era	John Holt	Honda	400	2:43.682	+32.006	+0.655	59.207	3	5:42.530	28.293	2
19	43	Classic over 5	Mick Crompton	Metisse	750	2:47.381	+35.705	+3.699	57.899	4	2:51.132	56.630	3
20	22	Forgotten Era	Chris Edwards	Yamaha	1000	2:48.515	+36.839	+1.134	57.509	4	2:53.298	55.922	3
21	9	Classic 251 tc	Alan Brooks	Honda	350	2:49.121	+37.445	+0.606	57.303	2	2:50.450	56.857	4
22	42	Classic over 5	Nigel Harvey	BSA	730	2:53.701	+42.025	+4.580	55.792	5	2:53.862	55.741	4
23	27	Classic 251 tc	Danny Scholes	Honda	350	2:56.075	+44.399	+2.374	55.040	2	2:57.744	54.523	3
24	30	Classic 251 tc	Frank Higginson	Triumph	500	3:13.556	+1:01.880	+17.481	50.069	3	3:15.355	49.608	2
25	32	Forgotten Era	Christopher Nield	Honda	400	----	-	-	-	1	----	-	0
26	13	Classic to 250	Ken Hankey	Suzuki	250	----	-	-	-	1	----	-	0

Nantwich & D.M.C & Cheshire M.C.R.R.C

Forgotten Era & Classics

Oulton International 2.692 Miles

Timed Practice

21/07/2007 09:33

Qualify

Lap	Lap Tm	Diff	Time of Day
(23) Christopher Morley			
1	-:--		9:35:08.997
2	2:13.042	+1.366	9:37:22.039
3	2:11.676	-	9:39:33.715
4	2:13.737	+2.061	9:41:47.452
5	2:12.084	+0.408	9:43:59.536
6	2:13.354	+1.678	9:46:12.890

Lap	Lap Tm	Diff	Time of Day
(52) Andy Jones			
1	-:--		9:35:55.123
2	2:21.820	+9.393	9:38:16.943
3	2:14.953	+2.526	9:40:31.896
4	2:13.404	+0.977	9:42:45.300
5	2:12.427	-	9:44:57.727

Lap	Lap Tm	Diff	Time of Day
(91) Mike Hose			
1	-:--		9:35:24.564
2	2:17.501	+3.480	9:37:42.065
3	2:14.021	-	9:39:56.086
4	2:16.710	+2.689	9:42:12.796
5	2:17.924	+3.903	9:44:30.720

Lap	Lap Tm	Diff	Time of Day
(149) Jason Dobson			
1	-:--		9:35:23.828
2	2:18.288	+2.627	9:37:42.116
3	2:15.661	-	9:39:57.777

Lap	Lap Tm	Diff	Time of Day
(119) Stephen Cave			
1	-:--		9:35:48.807
2	2:28.014	+11.118	9:38:16.821
3	2:19.143	+2.247	9:40:35.964
4	2:18.909	+2.013	9:42:54.873
5	2:16.896	-	9:45:11.769

Lap	Lap Tm	Diff	Time of Day
(14) George Murray			
1	-:--		9:35:42.969
2	2:23.118	+4.458	9:38:06.087
3	2:18.660	-	9:40:24.747
4	2:19.422	+0.762	9:42:44.169
5	2:20.649	+1.989	9:45:04.818

Lap	Lap Tm	Diff	Time of Day
(199) Steve Ferguson			
1	-:--		9:35:30.076
2	2:20.165	+1.177	9:37:50.241
3	2:19.923	+0.935	9:40:10.164
4	2:18.988	-	9:42:29.152

Lap	Lap Tm	Diff	Time of Day
(24) Dave Carbutt			
1	-:--		9:36:26.481
2	2:35.430	+11.966	9:39:01.911
3	2:32.562	+9.098	9:41:34.473
4	2:26.102	+2.638	9:44:00.575
5	2:23.464	-	9:46:24.039

Lap	Lap Tm	Diff	Time of Day
(29) David Edwards			
1	-:--		9:35:43.583
2	2:33.033	+3.789	9:38:16.616
3	2:29.244	-	9:40:45.860
4	2:30.065	+0.821	9:43:15.925
5	2:31.297	+2.053	9:45:47.222

Lap	Lap Tm	Diff	Time of Day
(44) Stephen Atkin			
1	-:--		9:36:05.223
2	2:31.001	-	9:38:36.224

Lap	Lap Tm	Diff	Time of Day
(28) Barry Edwards			
1	-:--		9:35:51.595
2	2:33.101	-	9:38:24.696
3	2:34.173	+1.072	9:40:58.869
4	2:33.723	+0.622	9:43:32.592
5	2:34.842	+1.741	9:46:07.434

Lap	Lap Tm	Diff	Time of Day
(6) Norman White			
1	-:--		9:35:41.762
2	2:39.589	+4.190	9:38:21.351
3	2:37.193	+1.794	9:40:58.544
4	2:36.393	+0.994	9:43:34.937
5	2:35.399	-	9:46:10.336

Lap	Lap Tm	Diff	Time of Day
(206) Colin Dally			
1	-:--		9:35:47.804
2	2:36.352	+0.759	9:38:24.156
3	2:35.593	-	9:40:59.749
4	2:36.559	+0.966	9:43:36.308
5	2:39.761	+4.168	9:46:16.069

Lap	Lap Tm	Diff	Time of Day
(77) Gary Freeman			
1	-:--		9:35:54.208
2	2:40.196	+2.862	9:38:34.404
3	2:39.548	+2.214	9:41:13.952
4	2:38.917	+1.583	9:43:52.869
5	2:37.334	-	9:46:30.203

Lap	Lap Tm	Diff	Time of Day
(12) Gwyn Jones			
1	-:--		9:36:02.776
2	2:39.401	+0.259	9:38:42.177
3	2:39.142	-	9:41:21.319
4	2:39.412	+0.270	9:44:00.731
5	2:40.908	+1.766	9:46:41.639

Lap	Lap Tm	Diff	Time of Day
(7) Caron Roberts			
1	-:--		9:36:20.325
2	2:46.382	+3.591	9:39:06.707
3	2:42.791	-	9:41:49.498

Lap	Lap Tm	Diff	Time of Day
(21) Llewelyn Griffin			
1	-:--		9:36:12.833
2	2:55.174	+12.147	9:39:08.007
3	2:57.298	+14.271	9:42:05.305
4	2:43.027	-	9:44:48.332

Lap	Lap Tm	Diff	Time of Day
(3) John Holt			
1	-:--		9:36:38.484
2	5:42.530	+2:58.848	9:42:21.014
3	2:43.682	-	9:45:04.696

Lap	Lap Tm	Diff	Time of Day
(43) Mick Crompton			
1	-:--		9:36:04.940
2	2:51.364	+3.983	9:38:56.304
3	2:51.132	+3.751	9:41:47.436
4	2:47.381	-	9:44:34.817

Lap	Lap Tm	Diff	Time of Day
(22) Chris Edwards			
1	-:--		9:36:09.015
2	2:56.514	+7.999	9:39:05.529
3	2:53.298	+4.783	9:41:58.827
4	2:48.515	-	9:44:47.342

Lap	Lap Tm	Diff	Time of Day
(9) Alan Brooks			
1	-:--		9:36:08.669
2	2:49.121	-	9:38:57.790

Lap	Lap Tm	Diff	Time of Day
3	2:54.503	+5.382	9:41:52.293
4	2:50.450	+1.329	9:44:42.743


Lap	Lap Tm	Diff	Time of Day
(42) Nigel Harvey			
1	-:--		9:34:43.390
2	3:04.447	+10.746	9:37:47.837
3	2:55.180	+1.479	9:40:43.017
4	2:53.862	+0.161	9:43:36.879
5	2:53.701	-	9:46:30.580

Lap	Lap Tm	Diff	Time of Day
(27) Danny Scholes			
1	-:--		9:36:10.808
2	2:56.075	-	9:39:06.883
3	2:57.744	+1.669	9:42:04.627
4	3:00.979	+4.904	9:45:05.606


Lap	Lap Tm	Diff	Time of Day
(30) Frank Higginson			
1	-:--		9:39:58.296
2	3:15.355	+1.799	9:43:13.651
3	3:13.556	-	9:46:27.207

Lap	Lap Tm	Diff	Time of Day
(32) Christopher Nield			
1	-:--		9:35:42.689

Lap	Lap Tm	Diff	Time of Day
(13) Ken Hankey			
1	-:--		9:36:07.558



[3:13.556] [30] Frank Higginson	[2:56.075] [27] Danny Scholes	[---] [13] Ken Hankey	[---] [32] Christopher Nield	7
24 [2:48.515] [22] Chris Edwards	23 [2:47.381] [43] Mick Crompton	26 [2:53.701] [42] Nigel Harvey	25 [2:49.121] [9] Alan Brooks	6
20 [2:42.791] [7] Caron Roberts	19 [2:39.142] [12] Gwyn Jones	22 [2:43.682] [3] John Holt	21 [2:43.027] [21] Llewelyn Griffin	5
16 [2:35.399] [6] Norman White	15 [2:33.101] [28] Barry Edwards	18 [2:37.334] [77] Gary Freeman	17 [2:35.593] [206] Colin Dally	4
12 [2:23.464] [24] Dave Carbutt	11 [2:18.988] [199] Steve Ferguson	14 [2:31.001] [44] Stephen Atkin	13 [2:29.244] [29] David Edwards	3
8 [2:15.661] [149] Jason Dobson	7 [2:14.021] [91] Mike Hose	10 [2:18.660] [14] George Murray	9 [2:16.896] [119] Stephen Cave	2
4	3	6 [2:12.427] [52] Andy Jones	5 [2:11.676] [23] Christopher Morley	1
		2	1	



125GP/250GP

Oulton International 2.692 Miles

Timed Practice

21/07/2007 09:48

Qualify

Pos	No.	Class	Name	Make	Engine	Best Tm	Diff	Gap	Best Spd	In Lap	2nd Best	2nd Spd	2nd Lap
1	101	125 GP	Jonathan Lodge	Honda	125	2:07.382	-	-	76.080	7	2:07.391	76.074	8
2	55	125 GP	Jamie Hodson	Honda	125	2:08.162	+0.780	+0.780	75.617	4	2:08.925	75.169	6
3	99	125 GP	James Lodge	Honda	125	2:09.203	+1.821	+1.041	75.008	6	2:10.743	74.124	4
4	1	125 GP	Bryn Owen	Honda	125	2:09.923	+2.541	+0.720	74.592	6	2:10.362	74.341	8
5	33	125 GP	Adam Larkin	Honda	400	2:11.504	+4.122	+1.581	73.695	3	2:20.876	68.792	2
6	81	250 GP	Roscoe Travers	Yamaha	250	2:12.206	+4.824	+0.702	73.304	6	2:12.974	72.880	8
7	149	125 GP	Jason Dobson	Honda	125	2:12.596	+5.214	+0.390	73.088	4	2:13.060	72.833	7
8	63	250 GP	Dave Murphy	Yamaha	250	2:14.143	+6.761	+1.547	72.245	7	2:16.127	71.192	5
9	4	125 GP	James Edwards	Honda	125	2:14.157	+6.775	+0.014	72.238	6	2:15.957	71.281	4
10	5	250 GP	Phillip McConaghy	Honda	250	2:14.327	+6.945	+0.170	72.146	4	2:14.399	72.108	5
11	26	250 GP	Robert Mawbey	Honda	250	2:15.922	+8.540	+1.595	71.300	6	2:16.305	71.099	5
12	82	250 GP	Neil Watson	Honda	250	2:16.769	+9.387	+0.847	70.858	5	2:19.158	69.642	6
13	85	125 GP	Adam Dudley	Honda	125	2:17.408	+10.026	+0.639	70.529	5	2:18.734	69.855	6
14	9	125 GP	Ross Humphries	Honda	125	2:17.923	+10.541	+0.515	70.265	5	2:21.721	68.382	4
15	30	250 GP	Kevin Cooper	Yamaha	250	2:18.237	+10.855	+0.314	70.106	5	2:21.765	68.361	4
16	20	250 GP	David Wright	Yamaha	250	2:18.576	+11.194	+0.339	69.934	3	2:31.066	64.152	2
17	12	125 GP	Derek Welch	Honda	125	2:18.616	+11.234	+0.040	69.914	7	2:19.288	69.577	5
18	72	250 GP	Christopher Dean	Honda	250	2:18.644	+11.262	+0.028	69.900	7	2:20.191	69.129	6
19	56	125 GP	John Baker	Honda	125	2:19.940	+12.558	+1.296	69.253	7	2:20.907	68.777	6
20	80	250 GP	Carl Roberts	Honda	250	2:20.001	+12.619	+0.061	69.222	7	2:20.784	68.837	6
21	79	250 GP	Steve Kuenne	Honda	250	2:20.434	+13.052	+0.433	69.009	2	----	-	1
22	11	250 GP	Phil Gibbon	Yamaha	250	2:20.775	+13.393	+0.341	68.842	2	----	-	1
23	24	125 GP	Ben Barratt	Honda	125	2:21.943	+14.561	+1.168	68.275	7	2:22.900	67.818	6
24	15	250 GP	Alex Cottam	Honda	250	2:22.525	+15.143	+0.582	67.996	7	2:23.477	67.545	5
25	66	250 GP	Steve Livingstone	Honda	250	2:24.197	+16.815	+1.672	67.208	7	2:25.295	66.700	6
26	7	125 GP	James McIvor	Honda	125	2:29.414	+22.032	+5.217	64.861	4	2:31.856	63.818	7
27	3	125 GP	Bradley Kitchen	Honda	125	2:29.874	+22.492	+0.460	64.662	6	2:31.377	64.020	5
28	91	125 GP	Sam Bentley	Honda	125	2:37.342	+29.960	+7.468	61.593	6	2:40.182	60.501	5
29	31	250 GP	Martyn Cooper	Yamaha	250	2:38.264	+30.882	+0.922	61.234	3	2:50.158	56.954	2
30	8	125 GP	Bill Smyth	Honda	125	2:41.600	+34.218	+3.336	59.970	6	2:45.426	58.583	5
31	6	125 GP	Leigh Gibson	Honda	125	2:42.154	+34.772	+0.554	59.765	3	2:59.585	53.964	2
32	23	250 GP	Alan Richardson	Yamaha	250	2:57.025	+49.643	+14.871	54.745	3	3:06.289	52.022	2
33	10	250 GP	Chris Blair	Honda	250	----	-	-	-	1	----	-	0

Nantwich & D.M.C & Cheshire M.C.R.R.C

125GP/250GP

Oulton International 2.692 Miles

Timed Practice

21/07/2007 09:48

Qualify

Lap	Lap Tm	Diff	Time of Day
(101) Jonathan Lodge			
1	-:--		9:48:51.935
2	2:20.953	+13.571	9:51:12.888
3	2:11.162	+3.780	9:53:24.050
4	2:09.212	+1.830	9:55:33.262
5	2:11.261	+3.879	9:57:44.523
6	2:08.071	+0.689	9:59:52.594
7	2:07.382	-	10:01:59.976
8	2:07.391	+0.009	10:04:07.367

(55) Jamie Hodson			
1	-:--		9:48:56.548
2	2:24.252	+16.090	9:51:20.800
3	2:11.183	+3.021	9:53:31.983
4	2:08.162	-	9:55:40.145
5	2:10.568	+2.406	9:57:50.713
6	2:08.925	+0.763	9:59:59.638

(99) James Lodge			
1	-:--		9:48:49.398
2	2:19.208	+10.005	9:51:08.606
3	2:12.657	+3.454	9:53:21.263
4	2:10.743	+1.540	9:55:32.006
5	2:13.408	+4.205	9:57:45.414
6	2:09.203	-	9:59:54.617

(1) Bryn Owen			
1	-:--		9:49:04.076
2	2:27.718	+17.795	9:51:31.794
3	2:16.169	+6.246	9:53:47.963
4	2:12.222	+2.299	9:56:00.185
5	2:10.694	+0.771	9:58:10.879
6	2:09.923	-	10:00:20.802
7	2:11.069	+1.146	10:02:31.871
8	2:10.362	+0.439	10:04:42.233

(33) Adam Larkin			
1	-:--		9:48:51.872
2	2:20.876	+9.372	9:51:12.748
3	2:11.504	-	9:53:24.252

(81) Roscoe Travers			
1	-:--		9:48:53.311
2	2:26.029	+13.823	9:51:19.340
3	2:17.211	+5.005	9:53:36.551
4	2:15.071	+2.865	9:55:51.622
5	2:13.703	+1.497	9:58:05.325
6	2:12.206	-	10:00:17.531
7	2:13.295	+1.089	10:02:30.826
8	2:12.974	+0.768	10:04:43.800

(149) Jason Dobson			
1	-:--		9:49:00.654
2	2:29.759	+17.163	9:51:30.413
3	2:16.952	+4.356	9:53:47.365
4	2:12.596	-	9:55:59.961
5	2:13.542	+0.946	9:58:13.503
6	2:14.263	+1.667	10:00:27.766
7	2:13.060	+0.464	10:02:40.826

(63) Dave Murphy			
1	-:--		9:49:08.589
2	2:35.899	+21.756	9:51:44.488
3	2:22.351	+8.208	9:54:06.839
4	2:21.503	+7.360	9:56:28.342

Lap	Lap Tm	Diff	Time of Day
5	2:16.127	+1.984	9:58:44.469
6	2:16.662	+2.519	10:01:01.131
7	2:14.143	-	10:03:15.274

(4) James Edwards			
1	-:--		9:48:47.817
2	2:22.524	+8.367	9:51:10.341
3	4:58.155	+2:43.998	9:56:08.496
4	2:15.957	+1.800	9:58:24.453
5	2:17.744	+3.587	10:00:42.197
6	2:14.157	-	10:02:56.354

(5) Philip McConaghy			
1	-:--		9:48:53.516
2	2:30.872	+16.545	9:51:24.388
3	2:19.707	+5.380	9:53:44.095
4	2:14.327	-	9:55:58.422
5	2:14.399	+0.072	9:58:12.821
6	2:15.334	+1.007	10:00:28.155
7	2:16.347	+2.020	10:02:44.502

(26) Robert Mawbey			
1	-:--		9:48:55.916
2	2:44.059	+28.137	9:51:39.975
3	2:25.530	+9.608	9:54:05.505
4	2:19.666	+3.744	9:56:25.171
5	2:16.305	+0.383	9:58:41.476
6	2:15.922	-	10:00:57.398
7	2:17.891	+1.969	10:03:15.289

(82) Neil Watson			
1	-:--		9:49:02.297
2	2:38.019	+21.250	9:51:40.316
3	2:26.090	+9.321	9:54:06.406
4	2:19.846	+3.077	9:56:26.252
5	2:16.769	-	9:58:43.021
6	2:19.158	+2.389	10:01:02.179
7	2:20.664	+3.895	10:03:22.843

(85) Adam Dudley			
1	-:--		9:49:00.370
2	2:38.418	+21.010	9:51:38.788
3	2:27.197	+9.789	9:54:05.985
4	2:20.895	+3.487	9:56:26.880
5	2:17.408	-	9:58:44.288
6	2:18.734	+1.326	10:01:03.022
7	2:18.892	+1.484	10:03:21.914

(9) Ross Humphries			
1	-:--		9:49:27.489
2	2:43.654	+25.731	9:52:11.143
3	2:31.394	+13.471	9:54:42.537
4	2:21.721	+3.798	9:57:04.258
5	2:17.923	-	9:59:22.181

(30) Kevin Cooper			
1	-:--		9:49:10.189
2	2:51.780	+33.543	9:52:01.969
3	2:27.327	+9.090	9:54:29.296
4	2:21.765	+3.528	9:56:51.061
5	2:18.237	-	9:59:09.298

(20) David Wright			
1	-:--		9:48:56.754
2	2:31.066	+12.490	9:51:27.820
3	2:18.576	-	9:53:46.396

(12) Derek Welch			
1	-:--		9:49:24.055
2	2:43.459	+24.843	9:52:07.514
3	2:32.185	+13.569	9:54:39.699
4	2:21.763	+3.147	9:57:01.462
5	2:19.288	+0.672	9:59:20.750
6	2:19.987	+1.371	10:01:40.737
7	2:18.616	-	10:03:59.353

(72) Christopher Dean			
1	-:--		9:48:48.611
2	2:27.659	+9.015	9:51:16.270
3	2:28.003	+9.359	9:53:44.273
4	2:24.115	+5.471	9:56:08.388
5	2:22.195	+3.551	9:58:30.583
6	2:20.191	+1.547	10:00:50.774
7	2:18.644	-	10:03:09.418

(56) John Baker			
1	-:--		9:49:00.506
2	2:45.346	+25.406	9:51:45.852
3	2:31.808	+11.868	9:54:17.660
4	2:24.633	+4.693	9:56:42.293
5	2:22.003	+2.063	9:59:04.296
6	2:20.907	+0.967	10:01:25.203
7	2:19.940	-	10:03:45.143

(80) Carl Roberts			
1	-:--		9:50:09.113
2	2:27.800	+7.799	9:52:36.913
3	2:24.217	+4.216	9:55:01.130
4	2:21.494	+1.493	9:57:22.624
5	2:21.396	+1.395	9:59:44.020
6	2:20.784	+0.783	10:02:04.804
7	2:20.001	-	10:04:24.805

(79) Steve Kuenne			
1	-:--		9:48:53.213
2	2:20.434	-	9:51:13.647

(11) Phil Gibbon			
1	-:--		9:48:57.943
2	2:20.775	-	9:51:18.718

(24) Ben Barratt			
1	-:--		9:48:57.161
2	2:40.517	+18.574	9:51:37.678
3	2:28.723	+6.780	9:54:06.401
4	2:23.094	+1.151	9:56:29.495
5	2:23.097	+1.154	9:58:52.592
6	2:22.900	+0.957	10:01:15.492
7	2:21.943	-	10:03:37.435

(15) Alex Cottam			
1	-:--		9:49:08.598
2	2:55.721	+33.196	9:52:04.319
3	2:38.510	+15.985	9:54:42.829
4	2:27.116	+4.591	9:57:09.945
5	2:23.477	+0.952	9:59:33.422
6	2:24.306	+1.781	10:01:57.728
7	2:22.525	-	10:04:20.253

(66) Steve Livingstone			
1	-:--		9:49:07.573
2	2:56.125	+31.928	9:52:03.698


125GP/250GP

Oulton International 2.692 Miles

Timed Practice

21/07/2007 09:48

Qualify



Lap	Lap Tm	Diff	Time of Day
3	2:38.786	+14.589	9:54:42.484
4	2:32.529	+8.332	9:57:15.013
5	2:27.064	+2.867	9:59:42.077
6	2:25.295	+1.098	10:02:07.372
7	2:24.197	-	10:04:31.569

(7) James McIvor

1	-:---		9:48:59.516
2	2:44.953	+15.539	9:51:44.469
3	2:34.009	+4.595	9:54:18.478
4	2:29.414	-	9:56:47.892
5	2:33.721	+4.307	9:59:21.613
6	2:37.845	+8.431	10:01:59.458
7	2:31.856	+2.442	10:04:31.314

(3) Bradley Kitchen

1	-:---		9:49:03.532
2	2:56.840	+26.966	9:52:00.372
3	2:40.795	+10.921	9:54:41.167
4	2:34.249	+4.375	9:57:15.416
5	2:31.377	+1.503	9:59:46.793
6	2:29.874	-	10:02:16.667

(91) Sam Bentley

1	-:---		9:49:03.187
2	3:02.628	+25.286	9:52:05.815
3	2:45.024	+7.682	9:54:50.839
4	2:43.730	+6.388	9:57:34.569
5	2:40.182	+2.840	10:00:14.751
6	2:37.342	-	10:02:52.093

(31) Martyn Cooper

1	-:---		9:49:14.422
2	2:50.158	+11.894	9:52:04.580
3	2:38.264	-	9:54:42.844

(8) Bill Smyth

1	-:---		9:49:07.011
2	3:16.890	+35.290	9:52:23.901
3	2:54.364	+12.764	9:55:18.265
4	2:50.183	+8.583	9:58:08.448
5	2:45.426	+3.826	10:00:53.874
6	2:41.600	-	10:03:35.474

(6) Leigh Gibson

1	-:---		9:49:02.210
2	2:59.585	+17.431	9:52:01.795
3	2:42.154	-	9:54:43.949
4	3:15.881	+33.727	9:57:59.830
5	6:13.960	+3:31.806	10:04:13.790

(23) Alan Richardson


1	-:---		9:49:05.072
2	3:06.289	+9.264	9:52:11.361
3	2:57.025	-	9:55:08.386

(10) Chris Blair

1	-:---		9:49:25.791
---	-------	--	-------------

Lap Lap Tm Diff Time of Day

Lap Lap Tm Diff Time of Day



[2:57.025] [23] Alan Richardson	[2:42.154] [6] Leigh Gibson	[2:41.600] [8] Bill Smyth	[---] [10] Chris Blair
32 [2:37.342] [91] Sam Bentley	31 [2:29.874] [3] Bradley Kitchen	30 [2:29.414] [7] James McIvor	33 [2:38.264] [31] Martyn Cooper
28 [2:22.525] [15] Alex Cottam	27 [2:21.943] [24] Ben Barratt	26 [2:20.775] [11] Phil Gibbon	29 [2:24.197] [66] Steve Livingstone
24 [2:20.001] [80] Carl Roberts	23 [2:19.940] [56] John Baker	22 [2:18.644] [72] Christopher Dean	25 [2:20.434] [79] Steve Kuenne
20 [2:18.576] [20] David Wright	19 [2:18.237] [30] Kevin Cooper	18 [2:17.923] [9] Ross Humphries	21 [2:18.616] [12] Derek Welch
16 [2:16.769] [82] Neil Watson	15 [2:15.922] [26] Robert Mawbey	14 [2:14.327] [5] Philip McConaghy	17 [2:17.408] [85] Adam Dudley
12 [2:14.143] [63] Dave Murphy	11 [2:12.596] [149] Jason Dobson	10 [2:12.206] [81] Roscoe Travers	13 [2:14.157] [4] James Edwards
8 [2:09.923] [1] Bryn Owen	7 [2:09.203] [99] James Lodge	6 [2:08.162] [55] Jamie Hodson	9 [2:11.504] [22] Rob Hodson
4	3	2	5 [2:07.382] [101] Jonathan Lodge
			1

9
8
7
6
5
4
3
2
1



Powerbike

Oulton International 2.692 Miles

Timed Practice

21/07/2007 10:09

Qualify

Pos	No.	Class	Name	Make	Engine	Best Tm	Diff	Gap	Best Spd	In Lap	2nd Best	2nd Spd	2nd Lap
1	59	Powerbike	Richard Ashworth	Honda	1000	1:59.333	-	-	81.211	5	1:59.362	81.192	6
2	16	Powerbike	Stuart Wilson	Yamaha	1000	2:01.021	+1.688	+1.688	80.079	5	2:01.070	80.046	7
3	10	Supersport 600	David Bath	Honda	600	2:01.293	+1.960	+0.272	79.899	4	2:01.584	79.708	3
4	35	Supersport 600	Kiaran Hankin	Honda	600	2:01.575	+2.242	+0.282	79.714	6	2:01.691	79.638	5
5	27	Powerbike	Kerrigan Read	Suzuki	1000	2:01.735	+2.402	+0.160	79.609	6	2:02.736	78.960	7
6	14	Powerbike	Tim Poole	Yamaha	1000	2:01.875	+2.542	+0.140	79.518	7	2:02.147	79.340	5
7	15	Powerbike	Andy Gibson	Honda	1000	2:02.763	+3.430	+0.888	78.942	6	2:03.754	78.310	7
8	12	Powerbike	Tony Rainford	Yamaha	1000	2:03.853	+4.520	+1.090	78.248	5	2:04.011	78.148	4
9	65	Powerbike	Angelo DeRosa	Yamaha	1000	2:06.977	+7.644	+3.124	76.322	7	2:09.052	75.095	6
10	24	Powerbike	Andrew Cliffe	Suzuki	1000	2:08.639	+9.306	+1.662	75.336	5	2:09.422	74.881	6
11	54	Supersport 600	William Davidson	Honda	600	2:08.772	+9.439	+0.133	75.259	6	2:09.140	75.044	7
12	22	Powerbike	Peter Gunson	Honda	1000	2:08.793	+9.460	+0.021	75.246	7	2:11.153	73.892	8
13	18	Powerbike	Dylan Wright	Honda	1000	2:09.760	+10.427	+0.967	74.686	7	2:11.302	73.808	6
14	11	Powerbike	Ian Harrison	Suzuki	1000	2:09.806	+10.473	+0.046	74.659	6	2:10.847	74.065	7
15	4	Powerbike	Chris Gibson	Kawasaki	1000	2:11.344	+12.011	+1.538	73.785	6	2:14.015	72.314	7
16	9	Powerbike	Alan Newbold	Suzuki	1000	2:13.065	+13.732	+1.721	72.831	5	2:13.397	72.649	6
17	7	Powerbike	Steve Poole	Suzuki	1000	2:14.347	+15.014	+1.282	72.136	7	2:14.426	72.093	6
18	166	Powerbike	James Powell	Yamaha	1000	2:16.787	+17.454	+2.440	70.849	3	2:16.830	70.827	4
19	55	Powerbike	Darren Johnson	Yamaha	1000	2:17.080	+17.747	+0.293	70.697	3	2:25.138	66.772	2
20	611	Powerbike	Darryl McGeown	Yamaha	600	2:17.448	+18.115	+0.368	70.508	6	2:18.702	69.871	5
21	133	Powerbike	Mick Hancock	Suzuki	1000	2:21.768	+22.435	+4.320	68.360	5	2:21.855	68.318	6
22	136	Supersport 600	David Taylor	Suzuki	600	2:23.266	+23.933	+1.498	67.645	6	2:24.023	67.289	7
23	25	Powerbike	Andy Clark	Suzuki	1000	2:24.624	+25.291	+1.358	67.010	7	2:24.633	67.005	6
24	23	Powerbike	Michael Orton	Honda	998	2:33.041	+33.708	+8.417	63.324	6	2:33.866	62.985	5

Nantwich & D.M.C & Cheshire M.C.R.R.C

Powerbike

Oulton International 2.692 Miles

Timed Practice

21/07/2007 10:09

Qualify

Lap	Lap Tm	Diff	Time of Day
(59) Richard Ashworth			
1	-:--		10:09:52.165
2	2:11.170	+11.837	10:12:03.335
3	2:04.310	+4.977	10:14:07.645
4	1:59.961	+0.628	10:16:07.606
5	1:59.333	-	10:18:06.939
6	1:59.362	+0.029	10:20:06.301
7	1:59.513	+0.180	10:22:05.814

Lap	Lap Tm	Diff	Time of Day
(16) Stuart Wilson			
1	-:--		10:09:50.291
2	2:08.749	+7.728	10:11:59.040
3	5:37.877	+3:36.856	10:17:36.917
4	2:03.715	+2.694	10:19:40.632
5	2:01.021	-	10:21:41.653
6	2:04.111	+3.090	10:23:45.764
7	2:01.070	+0.049	10:25:46.834

Lap	Lap Tm	Diff	Time of Day
(10) David Bath			
1	-:--		10:09:54.970
2	2:05.379	+4.086	10:12:00.349
3	2:01.584	+0.291	10:14:01.933
4	2:01.293	-	10:16:03.226
5	2:03.126	+1.833	10:18:06.352

Lap	Lap Tm	Diff	Time of Day
(35) Kieran Hankin			
1	-:--		10:09:55.561
2	2:11.562	+9.987	10:12:07.123
3	2:04.136	+2.561	10:14:11.259
4	2:02.063	+0.488	10:16:13.322
5	2:01.691	+0.116	10:18:15.013
6	2:01.575	-	10:20:16.588

Lap	Lap Tm	Diff	Time of Day
(27) Kerrigan Read			
1	-:--		10:09:59.380
2	2:19.583	+17.848	10:12:18.963
3	2:07.706	+5.971	10:14:26.669
4	2:04.455	+2.720	10:16:31.124
5	2:03.340	+1.605	10:18:34.464
6	2:01.735	-	10:20:36.199
7	2:02.736	+1.001	10:22:38.935
8	2:04.243	+2.508	10:24:43.178

Lap	Lap Tm	Diff	Time of Day
(14) Tim Poole			
1	-:--		10:09:58.608
2	2:12.302	+10.427	10:12:10.910
3	2:05.022	+3.147	10:14:15.932
4	2:03.243	+1.368	10:16:19.175
5	2:02.147	+0.272	10:18:21.322
6	2:02.307	+0.432	10:20:23.629
7	2:01.875	-	10:22:25.504

Lap	Lap Tm	Diff	Time of Day
(15) Andy Gibson			
1	-:--		10:09:53.875
2	2:19.125	+16.362	10:12:13.000
3	2:06.916	+4.153	10:14:19.916
4	2:05.083	+2.320	10:16:24.999
5	2:04.212	+1.449	10:18:29.211
6	2:02.763	-	10:20:31.974
7	2:03.754	+0.991	10:22:35.728
8	2:04.852	+2.089	10:24:40.580

Lap	Lap Tm	Diff	Time of Day
(12) Tony Rainford			
1	-:--		10:09:54.424
2	2:15.531	+11.678	10:12:09.955

Lap	Lap Tm	Diff	Time of Day
3	2:06.807	+2.954	10:14:16.762
4	2:04.011	+0.158	10:16:20.773
5	2:03.853	-	10:18:24.626
6	2:05.071	+1.218	10:20:29.697
7	2:05.003	+1.150	10:22:34.700
8	2:07.988	+4.135	10:24:42.688

Lap	Lap Tm	Diff	Time of Day
(65) Angelo DeRosa			
1	-:--		10:09:55.240
2	2:21.469	+14.492	10:12:16.709
3	2:15.403	+8.426	10:14:32.112
4	2:10.836	+3.859	10:16:42.948
5	2:09.320	+2.343	10:18:52.268
6	2:09.052	+2.075	10:21:01.320
7	2:06.977	-	10:23:08.297

Lap	Lap Tm	Diff	Time of Day
(24) Andrew Cliffe			
1	-:--		10:10:07.342
2	2:31.453	+22.814	10:12:38.795
3	2:19.178	+10.539	10:14:57.973
4	2:14.288	+5.649	10:17:12.261
5	2:08.639	-	10:19:20.900
6	2:09.422	+0.783	10:21:30.322

Lap	Lap Tm	Diff	Time of Day
(54) William Davidson			
1	-:--		10:09:56.719
2	2:17.182	+8.410	10:12:13.901
3	2:12.570	+3.798	10:14:26.471
4	2:10.260	+1.488	10:16:36.731
5	2:09.921	+1.149	10:18:46.652
6	2:08.772	-	10:20:55.424
7	2:09.140	+0.368	10:23:04.564
8	2:10.682	+1.910	10:25:15.246

Lap	Lap Tm	Diff	Time of Day
(22) Peter Gunson			
1	-:--		10:09:59.646
2	2:29.203	+20.410	10:12:28.849
3	2:17.422	+8.629	10:14:46.271
4	2:15.146	+6.353	10:17:01.417
5	2:12.079	+3.286	10:19:13.496
6	2:12.380	+3.587	10:21:25.876
7	2:08.793	-	10:23:34.669
8	2:11.153	+2.360	10:25:45.822

Lap	Lap Tm	Diff	Time of Day
(18) Dylan Wright			
1	-:--		10:10:02.958
2	2:26.210	+16.450	10:12:29.168
3	2:15.956	+6.196	10:14:45.124
4	2:14.222	+4.462	10:16:59.346
5	2:13.863	+4.103	10:19:13.209
6	2:11.302	+1.542	10:21:24.511
7	2:09.760	-	10:23:34.271
8	2:12.010	+2.250	10:25:46.281

Lap	Lap Tm	Diff	Time of Day
(11) Ian Harrison			
1	-:--		10:10:01.024
2	2:21.472	+11.666	10:12:22.496
3	2:13.718	+3.912	10:14:36.214
4	2:15.389	+5.583	10:16:51.603
5	2:10.894	+1.088	10:19:02.497
6	2:09.806	-	10:21:12.303
7	2:10.847	+1.041	10:23:23.150
8	2:11.887	+2.081	10:25:35.037

Lap	Lap Tm	Diff	Time of Day
(4) Chris Gibson			
1	-:--		10:10:01.884

Lap	Lap Tm	Diff	Time of Day
2	2:28.670	+17.326	10:12:30.554
3	2:22.302	+10.958	10:14:52.856
4	2:15.220	+3.876	10:17:08.076
5	2:14.179	+2.835	10:19:22.255
6	2:11.344	-	10:21:33.599
7	2:14.015	+2.671	10:23:47.614
8	2:17.373	+6.029	10:26:04.987

Lap	Lap Tm	Diff	Time of Day
(9) Alan Newbold			
1	-:--		10:10:06.042
2	2:26.043	+12.978	10:12:32.085
3	2:19.077	+6.012	10:14:51.162
4	2:14.983	+1.918	10:17:06.145
5	2:13.065	-	10:19:19.210
6	2:13.397	+0.332	10:21:32.607
7	2:14.860	+1.795	10:23:47.467
8	2:15.673	+2.608	10:26:03.140

Lap	Lap Tm	Diff	Time of Day
(7) Steve Poole			
1	-:--		10:09:58.664
2	2:29.698	+15.351	10:12:28.362
3	2:16.875	+2.528	10:14:45.237
4	2:17.726	+3.379	10:17:02.963
5	2:14.754	+0.407	10:19:17.717
6	2:14.426	+0.079	10:21:32.143
7	2:14.347	-	10:23:46.490
8	2:16.339	+1.992	10:26:02.829

Lap	Lap Tm	Diff	Time of Day
(166) James Powell			
1	-:--		10:09:55.733
2	2:25.911	+9.124	10:12:21.644
3	2:16.787	-	10:14:38.431
4	2:16.830	+0.043	10:16:55.261
5	2:18.062	+1.275	10:19:13.323

Lap	Lap Tm	Diff	Time of Day
(55) Darren Johnson			
1	-:--		10:09:57.029
2	2:25.138	+8.058	10:12:22.167
3	2:17.080	-	10:14:39.247

Lap	Lap Tm	Diff	Time of Day
(61) Simon Phillips			
1	-:--		10:09:52.325
2	2:20.398	+2.950	10:12:12.723
3	2:20.197	+2.749	10:14:32.920
4	2:19.321	+1.873	10:16:52.241
5	2:18.702	+1.254	10:19:10.943
6	2:17.448	-	10:21:28.391
7	2:18.746	+1.298	10:23:47.137
8	2:19.021	+1.573	10:26:06.158

Lap	Lap Tm	Diff	Time of Day
(27) Bill Hancock			
1	-:--		10:10:05.134
2	2:32.062	+10.294	10:12:37.196
3	2:29.318	+7.550	10:15:06.514
4	2:26.546	+4.778	10:17:33.060
5	2:21.768	-	10:19:54.828
6	2:21.855	+0.087	10:22:16.683
7	2:22.269	+0.501	10:24:38.952

Lap	Lap Tm	Diff	Time of Day
(136) David Taylor			
1	-:--		10:09:53.742
2	2:34.748	+11.482	10:12:28.490
3	2:28.242	+4.976	10:14:56.732
4	2:31.325	+8.059	10:17:28.057
5	2:25.298	+2.032	10:19:53.355
6	2:23.266	-	10:22:16.621

Powerbike

Oulton International 2.692 Miles

Timed Practice

21/07/2007 10:09

Qualify

Lap	Lap Tm	Diff	Time of Day
7	2:24.023	+0.757	10:24:40.644

(25) Andy Clark


Lap	Lap Tm	Diff	Time of Day
1	-:--		10:10:06.985
2	2:42.519	+17.895	10:12:49.504
3	2:28.288	+3.664	10:15:17.792
4	2:32.348	+7.724	10:17:50.140
5	2:25.133	+0.509	10:20:15.273
6	2:24.633	+0.009	10:22:39.906
7	2:24.624	-	10:25:04.530

(23) Michael Orton

Lap	Lap Tm	Diff	Time of Day
1	-:--		10:10:04.885
2	2:46.863	+13.822	10:12:51.748
3	2:37.854	+4.813	10:15:29.602
4	2:36.733	+3.692	10:18:06.335
5	2:33.866	+0.825	10:20:40.201
6	2:33.041	-	10:23:13.242
7	2:34.099	+1.058	10:25:47.341

Lap	Lap Tm	Diff	Time of Day
-----	--------	------	-------------

Lap	Lap Tm	Diff	Time of Day
-----	--------	------	-------------



			[2:---] [27] Bill Hancock	7
[2:33.041] [23] Michael Orton	[2:24.624] [25] Andy Clark	[2:23.266] [136] David Taylor	<hr/> 25 [2:21.768] [133] Mick Hancock	6
<hr/> 24 [2:17.448] [61] Simon Phillips	<hr/> 23 [2:17.080] [55] Darren Johnson	<hr/> 22 [2:16.787] [166] James Powell	<hr/> 21 [2:14.347] [7] Steve Poole	5
<hr/> 20 [2:13.065] [9] Alan Newbold	<hr/> 19 [2:11.344] [4] Chris Gibson	<hr/> 18 [2:09.806] [11] Ian Harrison	<hr/> 17 [2:09.760] [18] Dylan Wright	4
<hr/> 16 [2:08.793] [22] Peter Gunson	<hr/> 15 [2:08.772] [54] William Davidson	<hr/> 14 [2:08.639] [24] Andrew Cliffe	<hr/> 13 [2:06.977] [65] Angelo DeRosa	3
<hr/> 12 [2:03.853] [12] Tony Rainford	<hr/> 11 [2:02.763] [15] Andy Gibson	<hr/> 10 [2:01.875] [14] Tim Poole	<hr/> 9 [2:01.735] [27] Kerrigan Read	2
<hr/> 8 [2:01.575] [35] Kieran Hankin	<hr/> 7 [2:01.293] [10] David Bath	<hr/> 6 [2:01.021] [16] Stuart Wilson	<hr/> 5 [1:59.333] [59] Richard Ashworth	1
<hr/> 4	<hr/> 3	<hr/> 2	<hr/> 1	



Sidecars

Oulton International 2.692 Miles

Timed Practice

21/07/2007 10:33

Qualify

Pos	No.	Class	Name	Make	Engine	Best Tm	Diff	Gap	Best Spd	In Lap	2nd Best	2nd Spd	2nd Lap
1	28	Sidecar	Bill Currie	Yamaha	600	2:15.428	-	-	71.560	8	2:15.693	71.420	7
2	22	Sidecar	Peter Founds	Yamaha	600	2:16.429	+1.001	+1.001	71.035	7	2:19.209	69.616	5
3	75	Sidecar	Brian Peddar	LCR	1000	2:17.104	+1.676	+0.675	70.685	7	2:19.092	69.675	8
4	32	Sidecar	Dave Cheesmond	Baker	600	2:20.474	+5.046	+3.370	68.989	4	2:27.494	65.706	3
5	25	Sidecar	Dave Holden	Windle	1000	2:22.361	+6.933	+1.887	68.075	6	2:23.630	67.473	7
6	33	Sidecar	Dick Tapkin	Yamaha	998	2:24.814	+9.386	+2.453	66.922	6	2:28.298	65.349	4
7	77	FSRA 350 Sid	Steve Brooks	Yamaha	350	2:25.829	+10.401	+1.015	66.456	6	2:27.723	65.604	7
8	24	Sidecar	Kevin Thornton	Yamaha	600	2:26.564	+11.136	+0.735	66.123	6	2:27.300	65.792	4
9	20	Sidecar	Craig Hauxwell	Yamaha	600	2:27.691	+12.263	+1.127	65.618	4	2:31.216	64.088	5
10	99	Sidecar	Craig Chaplow	Suzuki	1000	2:29.062	+13.634	+1.371	65.015	7	2:32.643	63.489	5
11	21	Sidecar	Alan Molyneux	Honda	600	2:29.326	+13.898	+0.264	64.900	7	2:31.659	63.901	6
12	8	FSRA 350 Sid	Michael Finnie	Yamaha	350	2:34.483	+19.055	+5.157	62.733	3	2:51.787	56.414	2
13	12	Post Classic S	Stuart Mellor	Yamaha	750	2:35.640	+20.212	+1.157	62.267	6	2:38.548	61.125	7
14	10	Post Classic S	Pat Gallagher	Suzuki	1085	2:37.171	+21.743	+1.531	61.660	3	2:40.387	60.424	5
15	6	FSRA 350 Sid	Aden Pearson	Yamaha	350	2:37.946	+22.518	+0.775	61.358	4	2:39.884	60.614	3
16	34	Sidecar	Steven Williamson	Suzuki	1000	2:38.103	+22.675	+0.157	61.297	2	----	-	1
17	31	Sidecar	Alan Longshaw	Ireson	600	2:38.637	+23.209	+0.534	61.090	3	2:38.743	61.050	5
18	23	Sidecar	David Haliburton	Yamaha	1000	2:40.367	+24.939	+1.730	60.431	5	2:44.634	58.865	4
19	36	Sidecar	Mike Merrill	Yamaha	600	2:41.178	+25.750	+0.811	60.127	5	2:51.449	56.525	4
20	41	Sidecar	Colin Mulligan	Kawasaki	600	2:45.174	+29.746	+3.996	58.673	6	2:46.408	58.238	5
21	37	Sidecar	Charlie Morphet	Suzuki	1000	2:47.703	+32.275	+2.529	57.788	3	2:49.289	57.246	4
22	5	FSRA 350 Sid	Paul Owen	Yamaha	350	2:48.773	+33.345	+1.070	57.422	3	3:02.026	53.241	2
23	9	Post Classic S	Tony Wheatley	Yamaha	750	2:48.789	+33.361	+0.016	57.416	3	3:04.196	52.614	2
24	111	FSRA 350 Sid	David Saunders	Yamaha	350	2:52.554	+37.126	+3.765	56.163	6	2:53.250	55.938	5
25	11	Post Classic S	David Tibbles	Kawasaki	1000	2:55.969	+40.541	+3.415	55.073	3	3:03.020	52.952	2
26	138	Post Classic S	Chris Forster	Suzuki	1000	2:59.245	+43.817	+3.276	54.067	2	----	-	1
27	3	FSRA 350 Sid	John Chandler	Windle	350	3:12.601	+57.173	+13.356	50.317	2	----	-	1
28	4	FSRA 350 Sid	Alistair Jolly	Yamaha	350	3:13.921	+58.493	+1.320	49.975	4	3:15.973	49.452	2
29	81	FSRA 350 Sid	Robin Daykin	Yamaha	350	----	-	-	-	1	----	-	0

Nantwich & D.M.C & Cheshire M.C.R.R.C

Sidecars

Oulton International 2.692 Miles

Timed Practice

21/07/2007 10:33

Qualify

Lap	Lap Tm	Diff	Time of Day
(28) Bill Currie			
1	-:--		10:34:07.285
2	2:35.697	+20.269	10:36:42.982
3	2:30.733	+15.305	10:39:13.715
4	2:22.201	+6.773	10:41:35.916
5	2:26.874	+11.446	10:44:02.790
6	2:21.430	+6.002	10:46:24.220
7	2:15.693	+0.265	10:48:39.913
8	2:15.428	-	10:50:55.341

(22) Peter Founds			
1	-:--		10:34:44.205
2	2:37.360	+20.931	10:37:21.565
3	2:40.435	+24.006	10:40:02.000
4	2:20.471	+4.042	10:42:22.471
5	2:19.209	+2.780	10:44:41.680
6	2:20.595	+4.166	10:47:02.275
7	2:16.429	-	10:49:18.704

(75) Brian Peddar			
1	-:--		10:34:06.857
2	2:33.942	+16.838	10:36:40.799
3	2:27.700	+10.596	10:39:08.499
4	2:26.879	+9.775	10:41:35.378
5	2:27.398	+10.294	10:44:02.776
6	2:22.469	+5.365	10:46:25.245
7	2:17.104	-	10:48:42.349
8	2:19.092	+1.988	10:51:01.441

(32) Dave Cheesmond			
1	-:--		10:34:12.970
2	2:39.918	+19.444	10:36:52.888
3	2:27.494	+7.020	10:39:20.382
4	2:20.474	-	10:41:40.856

(25) Dave Holden			
1	-:--		10:34:03.188
2	2:36.933	+14.572	10:36:40.121
3	2:26.690	+4.329	10:39:06.811
4	2:28.233	+5.872	10:41:35.044
5	2:26.892	+4.531	10:44:01.936
6	2:22.361	-	10:46:24.297
7	2:23.630	+1.269	10:48:47.927
8	2:25.971	+3.610	10:51:13.898

(33) Dick Tapkin			
1	-:--		10:34:26.875
2	2:40.223	+15.409	10:37:07.098
3	2:30.748	+5.934	10:39:37.846
4	2:28.298	+3.484	10:42:06.144
5	2:29.992	+5.178	10:44:36.136
6	2:24.814	-	10:47:00.950

(77) Steve Brooks			
1	-:--		10:34:28.575
2	2:48.721	+22.892	10:37:17.296
3	2:37.506	+11.677	10:39:54.802
4	2:29.967	+4.138	10:42:24.769
5	2:31.885	+6.056	10:44:56.654
6	2:25.829	-	10:47:22.483
7	2:27.723	+1.894	10:49:50.206

(24) Kevin Thornton			
1	-:--		10:34:09.044
2	2:42.250	+15.686	10:36:51.294

Lap	Lap Tm	Diff	Time of Day
3	2:30.728	+4.164	10:39:22.022
4	2:27.300	+0.736	10:41:49.322
5	2:27.786	+1.222	10:44:17.108
6	2:26.564	-	10:46:43.672
7	2:28.140	+1.576	10:49:11.812

(20) Craig Hauxwell			
1	-:--		10:34:04.213
2	2:38.165	+10.474	10:36:42.378
3	2:31.837	+4.146	10:39:14.215
4	2:27.691	-	10:41:41.906
5	2:31.216	+3.525	10:44:13.122
6	2:32.047	+4.356	10:46:45.169
7	2:32.403	+4.712	10:49:17.572

(99) Craig Chaplow			
1	-:--		10:34:05.250
2	2:46.683	+17.621	10:36:51.933
3	2:35.607	+6.545	10:39:27.540
4	2:36.795	+7.733	10:42:04.335
5	2:32.643	+3.581	10:44:36.978
6	2:34.308	+5.246	10:47:11.286
7	2:29.062	-	10:49:40.348

(21) Alan Molyneux			
1	-:--		10:34:14.448
2	2:43.128	+13.802	10:36:57.576
3	2:32.748	+3.422	10:39:30.324
4	2:35.193	+5.867	10:42:05.517
5	2:33.095	+3.769	10:44:38.612
6	2:31.659	+2.333	10:47:10.271
7	2:29.326	-	10:49:39.597

(8) Michael Finnie			
1	-:--		10:34:29.720
2	2:51.787	+17.304	10:37:21.507
3	2:34.483	-	10:39:55.990

(12) Stuart Mellor			
1	-:--		10:34:21.223
2	2:59.998	+24.358	10:37:21.221
3	2:48.240	+12.600	10:40:09.461
4	2:41.750	+6.110	10:42:51.211
5	2:40.812	+5.172	10:45:32.023
6	2:35.640	-	10:48:07.663
7	2:38.548	+2.908	10:50:46.211

(10) Pat Gallagher			
1	-:--		10:34:21.845
2	2:58.108	+20.937	10:37:19.953
3	2:37.171	-	10:39:57.124
4	2:41.995	+4.824	10:42:39.119
5	2:40.387	+3.216	10:45:19.506
6	2:40.616	+3.445	10:48:00.122

(6) Aden Pearson			
1	-:--		10:34:19.993
2	3:02.717	+24.771	10:37:22.710
3	2:39.884	+1.938	10:40:02.594
4	2:37.946	-	10:42:40.540
5	2:56.978	+19.032	10:45:37.518
6	2:55.541	+17.595	10:48:33.059
7	2:47.111	+9.165	10:51:20.170

(34) Steven Williamson			
1	-:--		10:34:14.255

Lap	Lap Tm	Diff	Time of Day
2	2:38.103	-	10:36:52.358

(31) Alan Longshaw			
1	-:--		10:34:11.672
2	2:48.374	+9.737	10:37:00.046
3	2:38.637	-	10:39:38.683
4	2:40.556	+1.919	10:42:19.239
5	2:38.743	+0.106	10:44:57.982

(23) David Haliburton			
1	-:--		10:34:17.812
2	2:56.942	+16.575	10:37:14.754
3	2:47.600	+7.233	10:40:02.354
4	2:44.634	+4.267	10:42:46.988
5	2:40.367	-	10:45:27.355

(36) Mike Merrill			
1	-:--		10:34:36.155
2	3:13.769	+32.591	10:37:49.924
3	4:53.183	+2:12.005	10:42:43.107
4	2:51.449	+10.271	10:45:34.556
5	2:41.178	-	10:48:15.734

(41) Colin Mulligan			
1	-:--		10:34:32.182
2	3:16.495	+31.321	10:37:48.677
3	3:44.553	+59.379	10:41:33.230
4	2:51.824	+6.650	10:44:25.054
5	2:46.408	+1.234	10:47:11.462
6	2:45.174	-	10:49:56.636

(37) Charlie Morphet			
1	-:--		10:34:43.110
2	3:01.641	+13.938	10:37:44.751
3	2:47.703	-	10:40:32.454
4	2:49.289	+1.586	10:43:21.743
5	2:53.280	+5.577	10:46:15.023
6	2:52.996	+5.293	10:49:08.019

(5) Paul Owen			
1	-:--		10:35:13.192
2	3:02.026	+13.253	10:38:15.218
3	2:48.773	-	10:41:03.991

(9) Tony Wheatley			
1	-:--		10:34:24.872
2	3:04.196	+15.407	10:37:29.068
3	2:48.789	-	10:40:17.857

(111) David Saunders			
1	-:--		10:34:23.427
2	3:02.043	+9.489	10:37:25.470
3	2:53.726	+1.172	10:40:19.196
4	3:00.794	+8.240	10:43:19.990
5	2:53.250	+0.696	10:46:13.240
6	2:52.554	-	10:49:05.794

(11) David Tibbles			
1	-:--		10:34:16.727
2	3:03.020	+7.051	10:37:19.747
3	2:55.969	-	10:40:15.716

(138) Chris Forster			
1	-:--		10:34:52.740
2	2:59.245	-	10:37:51.985

Sidecars

Oulton International 2.692 Miles

Timed Practice

21/07/2007 10:33

Qualify

Lap	Lap Tm	Diff	Time of Day
(3) John Chandler			
1	-:--		10:34:47.564
2	3:12.601	-	10:38:00.165
(4) Alistair Jolly			
1	-:--		10:34:38.505
2	3:15.973	+2.052	10:37:54.478
3	3:16.112	+2.191	10:41:10.590
4	3:13.921	-	10:44:24.511
(81) Robin Daykin			
1	-:--		10:34:33.665

Lap Lap Tm Diff Time of Day

Lap Lap Tm Diff Time of Day

Nantwich & D.M.C & Cheshire M.C.R.R.C

Sidecars

Oulton International 2.692 Miles

Races 6 & 12

21/07/2007 15:42

Race (8 Laps)

			[81] Robin Daykin [----] 29		
[3:13.921] [4] Alistair Jolly 28		[3:12.601] [3] John Chandler 27		[2:59.245] [138] Chris Forster 26	
	[2:55.969] [11] David Tibbles 25		[2:52.554] [111] David Saunders 24		
[2:48.789] [9] Tony Wheatley 23		[2:48.773] [5] Paul Owen 22		[2:47.703] [37] Charlie Morphet 21	
	[2:45.174] [41] Colin Mulligan 20		[2:41.178] [36] Mike Merrill 19		
[2:40.367] [23] David Haliburton 18		[2:38.637] [31] Alan Longshaw 17		[2:38.103] [34] Steven Williamson 16	
	[2:37.946] [6] Aden Pearson 15		[2:37.171] [10] Pat Gallagher 14		
[2:35.640] [12] Stuart Mellor 13		[2:34.483] [8] Michael Finnie 12		[2:29.326] [21] Alan Molyneux 11	
	[2:29.062] [99] Craig Chaplow 10		[2:27.691] [20] Craig Hauxwell 9		
[2:26.564] [24] Kevin Thornton 8		[2:25.829] [77] Steve Brooks 7		[2:24.814] [33] Dick Tapkin 6	
	[2:22.361] [25] Dave Holden 5		[2:20.474] [32] Dave Cheesmond 4		
[2:17.104] [75] Brian Peddar 3		[2:16.429] [22] Peter Founds 2		[2:15.428] [28] Bill Currie 1	

12

11

10

9

8

7

6

5

4

3

2

1

SS600 & Steel Framed

Oulton International 2.692 Miles

Race 2

21/07/2007 12:05

Race (8 Laps)

Pos	No.	Class	Name	Make	Engine	Laps	Total Tm	Avg. Speed	Diff	Gap	Best Tm	Best Spd	In Lap
Steel Frame 600cc													
1	20	Steel Fram	Jamie Devine	Honda	600	8	16:09.367	79.980	-	-	1:58.706	81.640	4
2	236	Steel Fram	Mathew Adams	Honda	600	8	16:31.886	78.164	+22.519	+22.519	2:00.124	80.677	6
3	74	Steel Fram	Adam Ramsey	Honda	600	8	17:18.388	74.663	+1:09.021	+46.502	2:06.775	76.444	7
4	25	Steel Fram	Dominic Fenton	Honda	600	8	17:28.580	73.938	+1:19.213	+10.192	2:07.556	75.976	6
5	44	Steel Fram	William Alcock	Honda	600	7	15:43.620	71.892	1 Lap	1 Lap	2:10.467	74.281	7
6	61	Steel Fram	Simon Robins	Honda	600	7	15:45.665	71.736	+2.045	+2.045	2:08.867	75.203	6
7	38	Steel Fram	Ian Carson	Honda	600	7	16:42.510	67.669	+58.890	+56.845	2:18.269	70.089	6
8	60	Steel Fram	Gary Blundell	Honda	600	3	7:47.606	62.175	5 Laps	4 Laps	2:30.942	64.205	3
DNF	13	Steel Fram	Gordon Draper	Honda	600	0	----	-	-	-	----	-	0

Supersport 600													
Pos	No.	Class	Name	Make	Engine	Laps	Total Tm	Avg. Speed	Diff	Gap	Best Tm	Best Spd	In Lap
1	34	Supersport	Christopher Mort	Honda	600	8	15:17.303	84.519	-	-	1:52.801	85.914	8
2	35	Supersport	Kiaran Hankin	Honda	600	8	15:24.980	83.818	+7.677	+7.677	1:53.740	85.205	6
3	76	Supersport	Peter Whiteside	Honda	600	8	15:53.730	81.291	+36.427	+28.750	1:55.479	83.922	6
4	18	Supersport	Dylan Wright	Honda	600	8	15:55.742	81.120	+38.439	+2.012	1:55.400	83.979	7
5	16	Supersport	Mark Cheetham	Yamaha	600	8	16:01.582	80.627	+44.279	+5.840	1:53.907	85.080	8
6	166	Supersport	Richard Ashworth	Honda	600	8	16:02.274	80.569	+44.971	+0.692	1:57.031	82.809	8
7	5	Supersport	Victoria Grimmer	Suzuki	600	8	16:07.171	80.161	+49.868	+4.897	1:56.288	83.338	7
8	50	Supersport	Steven Jones	Kawasaki	600	8	16:08.802	80.026	+51.499	+1.631	1:57.017	82.819	8
9	2	Supersport	Stanley Gamble	Honda	600	8	16:14.745	79.538	+57.442	+5.943	1:59.259	81.262	8
10	23	Supersport	Graeme Winstanley	Honda	600	8	16:14.877	79.528	+57.574	+0.132	1:56.268	83.352	7
11	54	Supersport	William Davidson	Honda	600	8	16:15.027	79.515	+57.724	+0.150	1:59.159	81.330	8
12	80	Supersport	Billy Mellor	Suzuki	600	8	16:21.765	78.970	+1:04.462	+6.738	1:58.674	81.662	8
13	85	Supersport	Adrian Hodson	Honda	600	8	16:32.244	78.136	+1:14.941	+10.479	1:59.959	80.788	6
14	57	Supersport	Maria Costello	Honda	600	8	16:34.242	77.979	+1:16.939	+1.998	1:59.514	81.088	7
15	26	Supersport	Alun Walley	Yamaha	600	8	16:58.104	76.151	+1:40.801	+23.862	2:03.348	78.568	8
16	4	Supersport	Mark Disley	Honda	600	8	17:07.577	75.449	+1:50.274	+9.473	2:04.430	77.885	7
17	33	Supersport	Sam Bonney	Honda	600	8	17:12.273	75.106	+1:54.970	+4.696	2:04.499	77.842	8
18	9	Supersport	Alan Newbold	Suzuki	600	8	17:12.820	75.066	+1:55.517	+0.547	2:04.255	77.994	8
19	10	Supersport	David Bath	Honda	600	7	13:47.007	82.029	1 Lap	1 Lap	1:56.436	83.232	7
20	118	Supersport	David Thomassom	Honda	600	7	15:21.807	73.593	+1:34.800	+1:34.800	2:06.262	76.755	7
21	32	Supersport	Robin Johnson	Honda	600	7	15:45.654	71.737	+1:58.647	+23.847	2:09.519	74.825	6
22	136	Supersport	David Taylor	Suzuki	600	7	15:47.141	71.624	+2:00.134	+1.487	2:09.795	74.665	7
DNF	611	Supersport	Darryl McGeown	Yamaha	600	0	----	-	-	-	----	-	0
DNF	14	Supersport	Tim Poole	Triumph	675	0	----	-	-	-	----	-	0
DNF	22	Supersport	Jim Hodson	Honda	600	0	----	-	-	-	----	-	0

Announcements

No 76 - 10 second penalty - jump start

Margin of Victory	Avg. Speed	Best Lap Tm	Best Spd	Best Lap by
+7.677	84.519	1:52.801	85.914	[34] Christopher Mort

Nantwich & D.M.C & Cheshire M.C.R.R.C

SS600 & Steel Framed

Oulton International 2.692 Miles

Race 2

21/07/2007 12:05

Race (8 Laps)

Lap	Lap Tm	Diff	Time of Day
(34) Christopher Mort			
1	-:--		12:07:11.038
2	1:54.660	+1.859	12:09:05.698
3	1:54.163	+1.362	12:10:59.861
4	1:54.056	+1.255	12:12:53.917
5	1:54.300	+1.499	12:14:48.217
6	1:53.529	+0.728	12:16:41.746
7	1:53.599	+0.798	12:18:35.345
8	1:52.801	-	12:20:28.146

Lap	Lap Tm	Diff	Time of Day
(35) Kiaran Hankin			
1	-:--		12:07:12.088
2	1:55.771	+2.031	12:09:07.859
3	1:54.689	+0.949	12:11:02.548
4	1:54.406	+0.666	12:12:56.954
5	1:54.119	+0.379	12:14:51.073
6	1:53.740	-	12:16:44.813
7	1:55.777	+2.037	12:18:40.590
8	1:55.233	+1.493	12:20:35.823

Lap	Lap Tm	Diff	Time of Day
(76) Peter Whiteside			
1	-:--		12:07:13.301
2	1:58.407	+2.928	12:09:11.708
3	1:58.149	+2.670	12:11:09.857
4	1:57.360	+1.881	12:13:07.217
5	1:59.638	+4.159	12:15:06.855
6	1:55.479	-	12:17:02.334
7	1:55.819	+0.340	12:18:58.153
8	1:56.420	+0.941	12:20:54.573

Lap	Lap Tm	Diff	Time of Day
(18) Dylan Wright			
1	-:--		12:07:22.076
2	2:02.121	+6.721	12:09:24.197
3	2:00.253	+4.853	12:11:24.450
4	1:57.905	+2.505	12:13:22.355
5	1:56.683	+1.283	12:15:19.038
6	1:56.082	+0.682	12:17:15.120
7	1:55.400	-	12:19:10.520
8	1:56.065	+0.665	12:21:06.585

Lap	Lap Tm	Diff	Time of Day
(16) Mark Cheetham			
1	-:--		12:07:36.360
2	2:00.748	+6.841	12:09:37.108
3	1:59.147	+5.240	12:11:36.255
4	1:56.408	+2.501	12:13:32.663
5	1:55.444	+1.537	12:15:28.107
6	1:55.084	+1.177	12:17:23.191
7	1:55.327	+1.420	12:19:18.518
8	1:53.907	-	12:21:12.425

Lap	Lap Tm	Diff	Time of Day
(166) Richard Ashworth			
1	-:--		12:07:20.257
2	2:01.934	+4.903	12:09:22.191
3	1:59.243	+2.212	12:11:21.434
4	1:58.140	+1.109	12:13:19.574
5	1:59.357	+2.326	12:15:18.931
6	1:59.062	+2.031	12:17:17.993
7	1:58.093	+1.062	12:19:16.086
8	1:57.031	-	12:21:13.117

Lap	Lap Tm	Diff	Time of Day
(5) Victoria Grimmer			
1	-:--		12:07:22.998
2	2:02.385	+6.097	12:09:25.383
3	2:00.576	+4.288	12:11:25.959
4	1:59.274	+2.986	12:13:25.233

Lap	Lap Tm	Diff	Time of Day
5	1:59.439	+3.151	12:15:24.672
6	1:59.035	+2.747	12:17:23.707
7	1:56.288	-	12:19:19.995
8	1:58.019	+1.731	12:21:18.014

Lap	Lap Tm	Diff	Time of Day
(50) Steven Jones			
1	-:--		12:07:19.944
2	2:02.876	+5.859	12:09:22.820
3	2:00.496	+3.479	12:11:23.316
4	2:01.308	+4.291	12:13:24.624
5	1:59.344	+2.327	12:15:23.968
6	1:59.954	+2.937	12:17:23.922
7	1:58.706	+1.689	12:19:22.628
8	1:57.017	-	12:21:19.645

Lap	Lap Tm	Diff	Time of Day
(20) Jamie Devine			
1	-:--		12:07:19.330
2	2:02.379	+3.673	12:09:21.709
3	1:59.600	+0.894	12:11:21.309
4	1:58.706	-	12:13:20.015
5	1:58.721	+0.015	12:15:18.736
6	2:00.840	+2.134	12:17:19.576
7	2:00.160	+1.454	12:19:19.736
8	2:00.474	+1.768	12:21:20.210

Lap	Lap Tm	Diff	Time of Day
(2) Stanley Gamble			
1	-:--		12:07:19.136
2	2:02.910	+3.651	12:09:22.046
3	2:01.399	+2.140	12:11:23.445
4	2:00.540	+1.281	12:13:23.985
5	2:01.811	+2.552	12:15:25.796
6	2:00.211	+0.952	12:17:26.007
7	2:00.322	+1.063	12:19:26.329
8	1:59.259	-	12:21:25.588

Lap	Lap Tm	Diff	Time of Day
(23) Graeme Winstanley			
1	-:--		12:07:28.582
2	2:04.830	+8.562	12:09:33.412
3	2:03.476	+7.208	12:11:36.888
4	2:00.513	+4.245	12:13:37.401
5	1:58.561	+2.293	12:15:35.962
6	1:56.883	+0.615	12:17:32.845
7	1:56.268	-	12:19:29.113
8	1:56.607	+0.339	12:21:25.720

Lap	Lap Tm	Diff	Time of Day
(54) William Davidson			
1	-:--		12:07:20.607
2	2:02.314	+3.155	12:09:22.921
3	2:01.280	+2.121	12:11:24.201
4	2:01.161	+2.002	12:13:25.362
5	2:01.106	+1.947	12:15:26.468
6	2:00.435	+1.276	12:17:26.903
7	1:59.808	+0.649	12:19:26.711
8	1:59.159	-	12:21:25.870

Lap	Lap Tm	Diff	Time of Day
(80) Billy Mellor			
1	-:--		12:07:24.750
2	2:04.990	+6.316	12:09:29.740
3	2:02.641	+3.967	12:11:32.381
4	2:01.410	+2.736	12:13:33.791
5	2:00.719	+2.045	12:15:34.510
6	2:00.555	+1.881	12:17:35.065
7	1:58.869	+0.195	12:19:33.934
8	1:58.674	-	12:21:32.608

Lap	Lap Tm	Diff	Time of Day
(236) Mathew Adams			

Lap	Lap Tm	Diff	Time of Day
1	-:--		12:07:28.708
2	2:03.994	+3.870	12:09:32.702
3	2:02.133	+2.009	12:11:34.835
4	2:01.756	+1.632	12:13:36.591
5	2:01.073	+0.949	12:15:37.664
6	2:00.124	-	12:17:37.788
7	2:01.636	+1.512	12:19:39.424
8	2:03.305	+3.181	12:21:42.729

Lap	Lap Tm	Diff	Time of Day
(85) Adrian Hodson			
1	-:--		12:07:29.378
2	2:05.997	+6.038	12:09:35.375
3	2:02.673	+2.714	12:11:38.048
4	2:00.915	+0.956	12:13:38.963
5	2:00.472	+0.513	12:15:39.435
6	1:59.959	-	12:17:39.394
7	2:00.711	+0.752	12:19:40.105
8	2:02.982	+3.023	12:21:43.087

Lap	Lap Tm	Diff	Time of Day
(57) Maria Costello			
1	-:--		12:07:28.172
2	2:07.144	+7.630	12:09:35.316
3	2:04.806	+5.292	12:11:40.122
4	2:02.515	+3.001	12:13:42.637
5	2:02.872	+3.358	12:15:45.509
6	2:00.214	+0.700	12:17:45.723
7	1:59.514	-	12:19:45.237
8	1:59.848	+0.334	12:21:45.085

Lap	Lap Tm	Diff	Time of Day
(26) Alun Walley			
1	-:--		12:07:28.508
2	2:08.720	+5.372	12:09:37.228
3	2:06.823	+3.475	12:11:44.051
4	2:06.354	+3.006	12:13:50.405
5	2:06.349	+3.001	12:15:56.754
6	2:04.502	+1.154	12:18:01.256
7	2:04.343	+0.995	12:20:05.599
8	2:03.348	-	12:22:08.947

Lap	Lap Tm	Diff	Time of Day
(4) Mark Disley			
1	-:--		12:07:32.126
2	2:09.197	+4.767	12:09:41.323
3	2:06.906	+2.476	12:11:48.229
4	2:06.224	+1.794	12:13:54.453
5	2:06.404	+1.974	12:16:00.857
6	2:06.148	+1.718	12:18:07.005
7	2:04.430	-	12:20:11.435
8	2:06.985	+2.555	12:22:18.420

Lap	Lap Tm	Diff	Time of Day
(33) Sam Bonney			
1	-:--		12:07:33.346
2	2:11.625	+7.126	12:09:44.971
3	2:10.040	+5.541	12:11:55.011
4	2:07.770	+3.271	12:14:02.781
5	2:05.523	+1.024	12:16:08.304
6	2:05.798	+1.299	12:18:14.102
7	2:04.515	+0.016	12:20:18.617
8	2:04.499	-	12:22:23.116

Lap	Lap Tm	Diff	Time of Day
(9) Alan Newbold			
1	-:--		12:07:35.894
2	2:10.335	+6.080	12:09:46.229
3	2:08.429	+4.174	12:11:54.658
4	2:06.033	+1.778	12:14:00.691
5	2:07.332	+3.077	12:16:08.023
6	2:06.481	+2.226	12:18:14.504

Nantwich & D.M.C & Cheshire M.C.R.R.C


SS600 & Steel Framed

Oulton International 2.692 Miles

Race 2

21/07/2007 12:05

Race (8 Laps)



Lap	Lap Tm	Diff	Time of Day
7	2:04.904	+0.649	12:20:19.408
8	2:04.255	-	12:22:23.663

(74) Adam Ramsey

1	-:--		12:07:32.768
2	2:09.226	+2.451	12:09:41.994
3	2:08.637	+1.862	12:11:50.631
4	2:08.539	+1.764	12:13:59.170
5	2:08.479	+1.704	12:16:07.649
6	2:07.616	+0.841	12:18:15.265
7	2:06.775	-	12:20:22.040
8	2:07.191	+0.416	12:22:29.231

(25) Dominic Fenton

1	-:--		12:07:33.107
2	2:10.319	+2.763	12:09:43.426
3	2:10.694	+3.138	12:11:54.120
4	2:08.542	+0.986	12:14:02.662
5	2:08.623	+1.067	12:16:11.285
6	2:07.556	-	12:18:18.841
7	2:07.793	+0.237	12:20:26.634
8	2:12.789	+5.233	12:22:39.423

(10) David Bath

1	-:--		12:07:13.942
2	1:57.886	+1.450	12:09:11.828
3	1:57.960	+1.524	12:11:09.788
4	1:57.646	+1.210	12:13:07.434
5	1:57.521	+1.085	12:15:04.955
6	1:56.459	+0.023	12:17:01.414
7	1:56.436	-	12:18:57.850

(118) David Thomassom

1	-:--		12:07:35.411
2	2:12.473	+6.211	12:09:47.884
3	2:11.619	+5.357	12:11:59.503
4	2:10.137	+3.875	12:14:09.640
5	2:09.264	+3.002	12:16:18.904
6	2:07.484	+1.222	12:18:26.388
7	2:06.262	-	12:20:32.650

(44) William Alcock

1	-:--		12:07:37.732
2	2:15.262	+4.795	12:09:52.994
3	2:13.488	+3.021	12:12:06.482
4	2:12.963	+2.496	12:14:19.445
5	2:12.198	+1.731	12:16:31.643
6	2:12.353	+1.886	12:18:43.996
7	2:10.467	-	12:20:54.463

(32) Robin Johnson

1	-:--		12:07:40.055
2	2:17.780	+8.261	12:09:57.835
3	2:13.770	+4.251	12:12:11.605
4	2:13.719	+4.200	12:14:25.324
5	2:12.012	+2.493	12:16:37.336
6	2:09.519	-	12:18:46.855
7	2:09.642	+0.123	12:20:56.497

(61) Simon Robins

1	-:--		12:07:37.456
2	2:16.777	+7.910	12:09:54.233
3	2:16.424	+7.557	12:12:10.657
4	2:13.743	+4.876	12:14:24.400
5	2:12.991	+4.124	12:16:37.391
6	2:08.867	-	12:18:46.258

Lap	Lap Tm	Diff	Time of Day
7	2:10.250	+1.383	12:20:56.508

(136) David Taylor

1	-:--		12:07:40.950
2	2:17.399	+7.604	12:09:58.349
3	2:13.732	+3.937	12:12:12.081
4	2:13.857	+4.062	12:14:25.938
5	2:12.375	+2.580	12:16:38.313
6	2:09.876	+0.081	12:18:48.189
7	2:09.795	-	12:20:57.984

(38) Ian Carson

1	-:--		12:07:47.267
2	2:23.873	+5.604	12:10:11.140
3	2:23.046	+4.777	12:12:34.186
4	2:21.185	+2.916	12:14:55.371
5	2:20.552	+2.283	12:17:15.923
6	2:18.269	-	12:19:34.192
7	2:19.161	+0.892	12:21:53.353

(60) Gary Blundell

1	-:--		12:07:55.099
2	2:32.408	+1.466	12:10:27.507
3	2:30.942	-	12:12:58.449


SS600 & Steel Framed

Oulton International 2.692 Miles

Race 2

21/07/2007 12:05

Race (8 Laps)



Competitors	Laps							
	1	2	3	4	5	6	7	8
Christopher Mort (34)	1	34	34	34	34	34	34	34
Kiaran Hankin (35)	2	35	35	35	35	35	35	35
Peter Whiteside (76)	3	76	76	10	76	10	10	76
David Bath (10)	4	10	10	76	10	76	76	18
Stanley Gamble (2)	5	2	20	20	166	20	18	16
Jamie Devine (20)	6	20	2	166	20	166	166	166
Steven Jones (50)	7	50	166	50	18	18	20	16
Richard Ashworth (166)	8	166	50	2	2	50	16	20
William Davidson (54)	9	54	54	54	50	5	5	5
Dylan Wright (18)	10	18	18	18	5	2	50	50
Victoria Grimmer (5)	11	5	5	5	54	54	2	2
Billy Mellor (80)	12	80	80	80	16	16	54	54
Maria Costello (57)	13	57	236	236	80	80	23	23
Alun Walley (26)	14	26	23	16	236	23	80	80
Graeme Winstanley (23)	15	23	57	23	23	236	236	236
Mathew Adams (236)	16	236	85	85	85	85	85	57
Adrian Hodson (85)	17	85	16	57	57	57	57	26
Mark Disley (4)	18	4	26	26	26	26	26	4
Adam Ramsey (74)	19	74	4	4	4	4	4	33
Dominic Fenton (25)	20	25	74	74	74	74	33	33
Sam Bonney (33)	21	33	25	25	9	9	9	74
David Thomassom (118)	22	118	33	9	25	33	74	74
Alan Newbold (9)	23	9	9	33	33	25	25	25
Mark Cheetham (16)	24	16	118	118	118	118	118	118
Simon Robins (61)	25	61	44	44	44	44	44	44
William Alcock (44)	26	44	61	61	61	32	61	32
Robin Johnson (32)	27	32	32	32	32	61	32	61
David Taylor (136)	28	136	136	136	136	136	136	136
Ian Carson (38)	29	38	38	38	38	38	38	38
Gary Blundell (60)	30	60	60	60				
-	31							
-	32							
-	33							
-	34							

Forgotten Era & Classics

Oulton International 2.692 Miles

Race 3

21/07/2007 12:33

Race (8 Laps)

Pos	No.	Class	Name	Make	Engine	Laps	Total Tm	Avg. Speed	Diff	Gap	Best Tm	Best Spd	In Lap
Classic 251 to 500cc													
1	206	Classic 251	Colin Dally	Norton	500	8	17:40.365	73.116	-	-	2:10.186	74.441	7
2	77	Classic 251	Gary Freeman	Honda	350	8	17:50.774	72.405	+10.409	+10.409	2:09.232	74.991	8
3	28	Classic 251	Barry Edwards	Honda	350	8	17:51.234	72.374	+10.869	+0.460	2:09.693	74.724	8
4	9	Classic 251	Alan Brooks	Honda	350	7	16:24.326	68.919	1 Lap	1 Lap	2:17.207	70.632	3
5	27	Classic 251	Danny Scholes	Honda	350	7	16:40.266	67.820	+15.940	+15.940	2:17.033	70.722	7
DNF	30	Classic 251	Frank Higginson	Triumph	500	0	----	-	-	-	----	-	0

Classic over 500cc													
1	43	Classic ove	Mick Crompton	Metisse	750	8	17:58.512	71.886	-	-	2:10.037	74.526	6
2	42	Classic ove	Nigel Harvey	BSA	730	7	18:25.398	61.370	1 Lap	1 Lap	2:34.794	62.607	7
3	6	Classic ove	Norman White	Norton	750	1	2:19.490	69.476	7 Laps	6 Laps	----	-	1
DNS	44	Classic ove	Stephen Atkin	Triumph	930	0	----	-	-	-	----	-	0

Classic to 250cc													
1	13	Classic to :	Ken Hankey	Suzuki	250	7	16:43.526	67.600	-	-	2:20.461	68.996	7

Forgotten Era over 400cc													
1	91	Forgotten	Mike Hose	Weslake	900	8	16:02.393	80.559	-	-	1:57.589	82.416	8
2	119	Forgotten	Stephen Cave	Yamaha	1000	8	16:05.467	80.303	+3.074	+3.074	1:59.052	81.403	4
3	52	Forgotten	Andy Jones	Yamaha	1000	8	16:06.987	80.176	+4.594	+1.520	1:58.970	81.459	6
4	22	Forgotten	Chris Edwards	Yamaha	1000	8	17:24.645	74.216	+1:22.252	+1:17.658	2:05.729	77.080	8
5	12	Forgotten	Gwyn Jones	Yamaha	1000	7	16:14.861	69.588	1 Lap	1 Lap	2:15.854	71.335	7
6	21	Forgotten	Llewelyn Griffin	Suzuki	1100	3	7:06.104	68.231	5 Laps	4 Laps	2:19.306	69.568	2

Forgotten Era to 400cc													
1	199	Forgotten	Steve Ferguson	Honda	400	8	16:59.302	76.061	-	-	2:06.344	76.705	4
2	14	Forgotten	George Murray	Yamaha	250	8	17:12.059	75.121	+12.757	+12.757	2:05.180	77.418	8
3	24	Forgotten	Dave Carbutt	Honda	400	8	17:38.548	73.241	+39.246	+26.489	2:09.677	74.733	5
4	32	Forgotten	Christopher Nield	Honda	400	8	18:05.208	71.442	+1:05.906	+26.660	2:09.792	74.667	8
5	7	Forgotten	Caron Roberts	Yamaha	250	8	18:10.727	71.081	+1:11.425	+5.519	2:12.739	73.009	8
6	29	Forgotten	David Edwards	Honda	250	7	16:53.822	66.914	1 Lap	1 Lap	2:23.304	67.627	6
7	3	Forgotten	John Holt	Honda	400	7	17:00.144	66.499	+6.322	+6.322	2:20.292	69.079	7
8	48	Forgotten	Paul Traynor	Honda	250	1	2:16.954	70.762	7 Laps	6 Laps	----	-	1
DNS	23	Forgotten	Christopher Morley	Honda	400	0	----	-	-	-	----	-	0

Pre 1995 125cc													
1	149	Pre 1995 1	Jason Dobson	Honda	125	8	17:48.346	72.570	-	-	2:09.575	74.792	6

Announcements

No 48 - No working transponder
 No 9 - 10 second penalty - jump start

Margin of Victory	Avg. Speed	Best Lap Tm	Best Spd	Best Lap by
+3.074	80.559	1:57.589	82.416	[91] Mike Hose

Nantwich & D.M.C & Cheshire M.C.R.R.C

Forgotten Era & Classics

Oulton International 2.692 Miles

Race 3

21/07/2007 12:33

Race (8 Laps)

Lap	Lap Tm	Diff	Time of Day
(91) Mike Hose			
1	-:--		12:35:33.440
2	2:00.789	+3.200	12:37:34.229
3	1:59.113	+1.524	12:39:33.342
4	2:00.494	+2.905	12:41:33.836
5	1:58.308	+0.719	12:43:32.144
6	1:59.375	+1.786	12:45:31.519
7	1:58.754	+1.165	12:47:30.273
8	1:57.589	-	12:49:27.862

Lap	Lap Tm	Diff	Time of Day
(119) Stephen Cave			
1	-:--		12:35:32.950
2	2:00.881	+1.829	12:37:33.831
3	1:59.316	+0.264	12:39:33.147
4	1:59.052	-	12:41:32.199
5	1:59.311	+0.259	12:43:31.510
6	1:59.546	+0.494	12:45:31.056
7	2:00.706	+1.654	12:47:31.762
8	1:59.174	+0.122	12:49:30.936

Lap	Lap Tm	Diff	Time of Day
(52) Andy Jones			
1	-:--		12:35:32.647
2	2:00.811	+1.841	12:37:33.458
3	1:59.469	+0.499	12:39:32.927
4	2:00.499	+1.529	12:41:33.426
5	1:59.540	+0.570	12:43:32.966
6	1:58.970	-	12:45:31.936
7	2:00.293	+1.323	12:47:32.229
8	2:00.227	+1.257	12:49:32.456

Lap	Lap Tm	Diff	Time of Day
(199) Steve Ferguson			
1	-:--		12:35:37.506
2	2:06.607	+0.263	12:37:44.113
3	2:06.699	+0.355	12:39:50.812
4	2:06.344	-	12:41:57.156
5	2:06.504	+0.160	12:44:03.660
6	2:06.998	+0.654	12:46:10.658
7	2:06.505	+0.161	12:48:17.163
8	2:07.608	+1.264	12:50:24.771

Lap	Lap Tm	Diff	Time of Day
(14) George Murray			
1	-:--		12:35:45.272
2	2:11.377	+6.197	12:37:56.649
3	2:08.318	+3.138	12:40:04.967
4	2:07.837	+2.657	12:42:12.804
5	2:07.235	+2.055	12:44:20.039
6	2:06.761	+1.581	12:46:26.800
7	2:05.548	+0.368	12:48:32.348
8	2:05.180	-	12:50:37.528

Lap	Lap Tm	Diff	Time of Day
(22) Chris Edwards			
1	-:--		12:35:47.572
2	2:11.272	+5.543	12:37:58.844
3	2:11.394	+5.665	12:40:10.238
4	2:10.067	+4.338	12:42:20.305
5	2:09.430	+3.701	12:44:29.735
6	2:08.005	+2.276	12:46:37.740
7	2:06.645	+0.916	12:48:44.385
8	2:05.729	-	12:50:50.114

Lap	Lap Tm	Diff	Time of Day
(24) Dave Carbutt			
1	-:--		12:35:42.815
2	2:10.923	+1.246	12:37:53.738
3	2:10.574	+0.897	12:40:04.312
4	2:10.424	+0.747	12:42:14.736

Lap	Lap Tm	Diff	Time of Day
5	2:09.677	-	12:44:24.413
6	2:11.790	+2.113	12:46:36.203
7	2:09.753	+0.076	12:48:45.956
8	2:18.061	+8.384	12:51:04.017

Lap	Lap Tm	Diff	Time of Day
(206) Colin Dally			
1	-:--		12:35:43.613
2	2:12.490	+2.304	12:37:56.103
3	2:11.039	+0.853	12:40:07.142
4	2:12.683	+2.497	12:42:19.825
5	2:12.288	+2.102	12:44:32.113
6	2:11.595	+1.409	12:46:43.708
7	2:10.186	-	12:48:53.894
8	2:11.940	+1.754	12:51:05.834

Lap	Lap Tm	Diff	Time of Day
(149) Jason Dobson			
1	-:--		12:35:44.982
2	2:15.194	+5.619	12:38:00.176
3	2:17.989	+8.414	12:40:18.165
4	2:14.759	+5.184	12:42:32.924
5	2:11.563	+1.988	12:44:44.487
6	2:09.575	-	12:46:54.062
7	2:10.063	+0.488	12:49:04.125
8	2:09.690	+0.115	12:51:13.815

Lap	Lap Tm	Diff	Time of Day
(77) Gary Freeman			
1	-:--		12:35:48.857
2	2:16.659	+7.427	12:38:05.516
3	2:14.745	+5.513	12:40:20.261
4	2:12.703	+3.471	12:42:32.964
5	2:13.212	+3.980	12:44:46.176
6	2:10.412	+1.180	12:46:56.588
7	2:10.423	+1.191	12:49:07.011
8	2:09.232	-	12:51:16.243

Lap	Lap Tm	Diff	Time of Day
(28) Barry Edwards			
1	-:--		12:35:49.731
2	2:17.388	+7.695	12:38:07.119
3	2:14.165	+4.472	12:40:21.284
4	2:12.002	+2.309	12:42:33.286
5	2:11.229	+1.536	12:44:44.515
6	2:10.798	+1.105	12:46:55.313
7	2:11.697	+2.004	12:49:07.010
8	2:09.693	-	12:51:16.703

Lap	Lap Tm	Diff	Time of Day
(43) Mick Crompton			
1	-:--		12:35:50.388
2	2:15.838	+5.801	12:38:06.226
3	2:14.778	+4.741	12:40:21.004
4	2:13.935	+3.898	12:42:34.939
5	2:12.066	+2.029	12:44:47.005
6	2:10.037	-	12:46:57.042
7	2:10.899	+0.862	12:49:07.941
8	2:16.040	+6.003	12:51:23.981

Lap	Lap Tm	Diff	Time of Day
(32) Christopher Nield			
1	-:--		12:35:54.661
2	2:16.538	+6.746	12:38:11.199
3	2:14.486	+4.694	12:40:25.685
4	2:13.644	+3.852	12:42:39.329
5	2:16.622	+6.830	12:44:55.951
6	2:13.913	+4.121	12:47:09.864
7	2:11.021	+1.229	12:49:20.885
8	2:09.792	-	12:51:30.677

Lap	Lap Tm	Diff	Time of Day
(7) Caron Roberts			

Lap	Lap Tm	Diff	Time of Day
1	-:--		12:35:46.793
2	2:20.478	+7.739	12:38:07.271
3	2:16.611	+3.872	12:40:23.882
4	2:15.168	+2.429	12:42:39.050
5	2:15.440	+2.701	12:44:54.490
6	2:15.119	+2.380	12:47:09.609
7	2:13.848	+1.109	12:49:23.457
8	2:12.739	-	12:51:36.196

Lap	Lap Tm	Diff	Time of Day
(12) Gwyn Jones			
1	-:--		12:35:56.661
2	2:19.367	+3.513	12:38:16.028
3	2:16.909	+1.055	12:40:32.937
4	2:16.445	+0.591	12:42:49.382
5	2:17.893	+2.039	12:45:07.275
6	2:17.201	+1.347	12:47:24.476
7	2:15.854	-	12:49:40.330

Lap	Lap Tm	Diff	Time of Day
(9) Alan Brooks			
1	-:--		12:35:50.738
2	2:17.455	+0.248	12:38:08.193
3	2:17.207	-	12:40:25.400
4	2:19.336	+2.129	12:42:44.736
5	2:18.494	+1.287	12:45:03.230
6	2:18.346	+1.139	12:47:21.576
7	2:18.219	+1.012	12:49:39.795


Lap	Lap Tm	Diff	Time of Day
(27) Danny Scholes			
1	-:--		12:36:02.563
2	2:24.580	+7.547	12:38:27.143
3	2:22.122	+5.089	12:40:49.265
4	2:21.797	+4.764	12:43:11.062
5	2:18.651	+1.618	12:45:29.713
6	2:18.989	+1.956	12:47:48.702
7	2:17.033	-	12:50:05.735

Lap	Lap Tm	Diff	Time of Day
(13) Ken Hankey			
1	-:--		12:35:59.553
2	2:22.721	+2.260	12:38:22.274
3	2:22.261	+1.800	12:40:44.535
4	2:21.877	+1.416	12:43:06.412
5	2:21.635	+1.174	12:45:28.047
6	2:20.487	+0.026	12:47:48.534
7	2:20.461	-	12:50:08.995

Lap	Lap Tm	Diff	Time of Day
(29) David Edwards			
1	-:--		12:35:56.349
2	2:23.760	+0.456	12:38:20.109
3	2:24.396	+1.092	12:40:44.505
4	2:24.005	+0.701	12:43:08.510
5	2:23.901	+0.597	12:45:32.411
6	2:23.304	-	12:47:55.715
7	2:23.576	+0.272	12:50:19.291

Lap	Lap Tm	Diff	Time of Day
(3) John Holt			
1	-:--		12:36:02.249
2	2:24.099	+3.807	12:38:26.348
3	2:26.043	+5.751	12:40:52.391
4	2:23.622	+3.330	12:43:16.013
5	2:24.696	+4.404	12:45:40.709
6	2:24.612	+4.320	12:48:05.321
7	2:20.292	-	12:50:25.613

Lap	Lap Tm	Diff	Time of Day
(42) Nigel Harvey			
1	-:--		12:36:08.321
2	2:36.995	+2.201	12:38:45.316



Lap	Lap Tm	Diff	Time of Day
3	2:38.072	+3.278	12:41:23.388
4	2:38.992	+4.198	12:44:02.380
5	2:38.478	+3.684	12:46:40.858
6	2:35.215	+0.421	12:49:16.073
7	2:34.794	-	12:51:50.867

(21) Llewelyn Griffin

1	-:---		12:35:51.786
2	2:19.306	-	12:38:11.092
3	2:20.481	+1.175	12:40:31.573

(48) Paul Traynor

1	-:---		12:35:42.423
---	-------	--	--------------

(6) Norman White

1	-:---		12:35:44.959
---	-------	--	--------------

Lap	Lap Tm	Diff	Time of Day
-----	--------	------	-------------

Lap	Lap Tm	Diff	Time of Day
-----	--------	------	-------------


Forgotten Era & Classics

Oulton International 2.692 Miles

Race 3

21/07/2007 12:33

Race (8 Laps)



Competitors	Laps								
	1	2	3	4	5	6	7	8	
Andy Jones (52)	1	52	52	52	119	119	119	91	91
Stephen Cave (119)	2	119	119	119	52	91	91	119	119
Mike Hose (91)	3	91	91	91	91	52	52	52	52
Steve Ferguson (199)	4	199	199	199	199	199	199	199	199
Paul Traynor (48)	5	48	24	24	14	14	14	14	14
Dave Carbutt (24)	6	24	206	14	24	24	24	22	22
Colin Dally (206)	7	206	14	206	206	22	22	24	24
Norman White (6)	8	6	22	22	22	206	206	206	206
Jason Dobson (149)	9	149	149	149	149	149	149	149	149
George Murray (14)	10	14	77	77	77	28	28	28	77
Caron Roberts (7)	11	7	43	43	28	77	77	77	28
Chris Edwards (22)	12	22	28	28	43	43	43	43	43
Gary Freeman (77)	13	77	7	7	7	7	7	32	32
Barry Edwards (28)	14	28	9	9	32	32	32	7	7
Mick Crompton (43)	15	43	21	32	9	9	9	9	9
Alan Brooks (9)	16	9	32	21	12	12	12	12	12
Llewelyn Griffin (21)	17	21	12	12	13	13	13	27	27
Christopher Nield (32)	18	32	29	29	29	27	27	13	13
David Edwards (29)	19	29	13	13	27	29	29	29	29
Gwyn Jones (12)	20	12	3	27	3	3	3	3	3
Ken Hankey (13)	21	13	27	3	42	42	42	42	42
John Holt (3)	22	3	42	42					
Danny Scholes (27)	23	27							
Nigel Harvey (42)	24	42							
-	25								
-	26								
-	27								

125GP/250GP

Oulton International 2.692 Miles

Race 4

21/07/2007 12:57

Race (8 Laps)

Pos	No.	Class	Name	Make	Engine	Laps	Total Tm	Avg. Speed	Diff	Gap	Best Tm	Best Spd	In Lap
125 GP													
1	14	125 GP	Jonathan Lodge	Honda	125	8	16:10.986	79.846	-	-	1:59.315	81.224	8
2	55	125 GP	Jamie Hodson	Honda	125	8	16:13.120	79.671	+2.134	+2.134	1:59.609	81.024	6
3	1	125 GP	Bryn Owen	Honda	125	8	16:20.386	79.081	+9.400	+7.266	2:00.534	80.402	8
4	22	125 GP	Rob Hodson	Honda	125	8	16:24.420	78.757	+13.434	+4.034	1:58.851	81.541	7
5	149	125 GP	Jason Dobson	Honda	125	8	16:29.659	78.340	+18.673	+5.239	2:00.491	80.431	7
6	9	125 GP	Ross Humphries	Honda	125	8	17:04.588	75.669	+53.602	+34.929	2:04.290	77.972	6
7	56	125 GP	John Baker	Honda	125	8	17:29.052	73.904	+1:18.066	+24.464	2:07.951	75.741	7
8	4	125 GP	James Edwards	Honda	125	7	14:26.059	78.330	1 Lap	1 Lap	2:00.285	80.569	7
9	8	125 GP	Bill Smyth	Honda	125	7	17:11.452	65.770	+2:45.393	+2:45.393	2:21.257	68.607	6
10	91	125 GP	Sam Bentley	Honda	125	7	17:25.974	64.857	+2:59.915	+14.522	2:23.431	67.567	7
11	85	125 GP	Adam Dudley	Honda	125	5	10:54.495	74.036	3 Laps	2 Laps	2:06.868	76.388	4
12	12	125 GP	Derek Welch	Honda	125	4	9:43.826	66.398	4 Laps	1 Lap	2:11.094	73.926	2
13	99	125 GP	James Lodge	Honda	125	2	4:12.737	76.690	6 Laps	2 Laps	2:03.746	78.315	2
14	24	125 GP	Ben Barratt	Honda	125	2	4:30.814	71.571	+18.077	+18.077	2:10.755	74.117	2
15	3	125 GP	Bradley Kitchen	Honda	125	2	4:45.102	67.984	+32.365	+14.288	2:18.172	70.139	2
16	7	125 GP	James McIvor	Honda	125	1	2:29.661	64.754	7 Laps	1 Lap	----	-	1
DNF	6	125 GP	Leigh Gibson	Honda	125	0	----	-	-	-	----	-	0

250 GP													
1	79	250 GP	Steve Kuenne	Honda	250	8	15:55.339	81.154	-	-	1:56.763	82.999	8
2	26	250 GP	Robert Mawbey	Honda	250	8	16:11.645	79.792	+16.306	+16.306	1:59.414	81.156	8
3	11	250 GP	Phil Gibbon	Yamaha	250	8	16:12.523	79.720	+17.184	+0.878	1:57.766	82.292	8
4	5	250 GP	Philip McConaghy	Honda	250	8	16:32.363	78.126	+37.024	+19.840	2:01.207	79.956	7
5	80	250 GP	Carl Roberts	Honda	250	8	16:47.480	76.954	+52.141	+15.117	2:01.292	79.900	8
6	72	250 GP	Christopher Dean	Honda	250	8	16:47.882	76.923	+52.543	+0.402	2:02.315	79.231	8
7	82	250 GP	Neil Watson	Honda	250	8	16:52.845	76.546	+57.506	+4.963	2:03.601	78.407	8
8	81	250 GP	Roscoe Travers	Yamaha	250	8	17:25.723	74.140	+1:30.384	+32.878	2:07.808	75.826	6
9	15	250 GP	Alex Cottam	Honda	250	8	17:31.304	73.746	+1:35.965	+5.581	2:08.804	75.240	8
10	31	250 GP	Martyn Cooper	Yamaha	250	8	17:50.667	72.412	+1:55.328	+19.363	2:10.273	74.391	3
11	20	250 GP	David Wright	Yamaha	250	8	18:03.149	71.578	+2:07.810	+12.482	2:10.594	74.209	8
12	23	250 GP	Alan Richardson	Yamaha	250	7	16:36.604	68.070	1 Lap	1 Lap	2:16.394	71.053	7
13	66	250 GP	Steve Livingstone	Honda	250	2	4:38.363	69.630	6 Laps	5 Laps	2:13.001	72.866	2
14	63	250 GP	Dave Murphy	Yamaha	250	2	4:46.487	67.655	+8.124	+8.124	2:08.257	75.561	2
15	30	250 GP	Kevin Cooper	Yamaha	250	1	2:19.314	69.564	7 Laps	1 Lap	----	-	1
DNF	10	250 GP	Chris Blair	Honda	250	0	----	-	-	-	----	-	0

Margin of Victory	Avg. Speed	Best Lap Tm	Best Spd	Best Lap by
+15.647	81.154	1:56.763	82.999	[79] Steve Kuenne

Nantwich & D.M.C & Cheshire M.C.R.R.C

125GP/250GP

Oulton International 2.692 Miles

Race 4

21/07/2007 12:57

Race (8 Laps)

Lap	Lap Tm	Diff	Time of Day
(79) Steve Kuenne			
1	-:--		12:59:34.772
2	1:59.897	+3.134	13:01:34.669
3	1:58.897	+2.134	13:03:33.566
4	1:59.125	+2.362	13:05:32.691
5	1:58.998	+2.235	13:07:31.689
6	1:58.130	+1.367	13:09:29.819
7	1:57.740	+0.977	13:11:27.559
8	1:56.763	-	13:13:24.322

Lap	Lap Tm	Diff	Time of Day
(14) Jonathan Lodge			
1	-:--		12:59:35.894
2	2:00.537	+1.222	13:01:36.431
3	2:01.193	+1.878	13:03:37.624
4	2:00.910	+1.595	13:05:38.534
5	2:00.701	+1.386	13:07:39.235
6	2:00.229	+0.914	13:09:39.464
7	2:01.190	+1.875	13:11:40.654
8	1:59.315	-	13:13:39.969

Lap	Lap Tm	Diff	Time of Day
(26) Robert Mawbey			
1	-:--		12:59:37.322
2	2:01.529	+2.115	13:01:38.851
3	2:00.841	+1.427	13:03:39.692
4	1:59.780	+0.366	13:05:39.472
5	1:59.667	+0.253	13:07:39.139
6	1:59.820	+0.406	13:09:38.959
7	2:02.255	+2.841	13:11:41.214
8	1:59.414	-	13:13:40.628

Lap	Lap Tm	Diff	Time of Day
(11) Phil Gibbon			
1	-:--		12:59:43.278
2	2:01.678	+3.912	13:01:44.956
3	2:00.958	+3.192	13:03:45.914
4	2:00.391	+2.625	13:05:46.305
5	1:59.639	+1.873	13:07:45.944
6	1:59.111	+1.345	13:09:45.055
7	1:58.685	+0.919	13:11:43.740
8	1:57.766	-	13:13:41.506

Lap	Lap Tm	Diff	Time of Day
(55) Jamie Hodson			
1	-:--		12:59:36.320
2	2:01.652	+2.043	13:01:37.972
3	2:00.617	+1.008	13:03:38.589
4	2:00.856	+1.247	13:05:39.445
5	2:01.032	+1.423	13:07:40.477
6	1:59.609	-	13:09:40.086
7	2:01.657	+2.048	13:11:41.743
8	2:00.360	+0.751	13:13:42.103

Lap	Lap Tm	Diff	Time of Day
(1) Bryn Owen			
1	-:--		12:59:35.435
2	2:02.560	+2.026	13:01:37.995
3	2:02.588	+2.054	13:03:40.583
4	2:00.845	+0.311	13:05:41.428
5	2:00.585	+0.051	13:07:42.013
6	2:01.617	+1.083	13:09:43.630
7	2:05.205	+4.671	13:11:48.835
8	2:00.534	-	13:13:49.369

Lap	Lap Tm	Diff	Time of Day
(22) Rob Hodson			
1	-:--		12:59:39.747
2	2:04.512	+5.661	13:01:44.259
3	2:04.288	+5.437	13:03:48.547
4	2:02.370	+3.519	13:05:50.917

Lap	Lap Tm	Diff	Time of Day
5	2:03.179	+4.328	13:07:54.096
6	2:01.333	+2.482	13:09:55.429
7	1:58.851	-	13:11:54.280
8	1:59.123	+0.272	13:13:53.403

Lap	Lap Tm	Diff	Time of Day
(149) Jason Dobson			
1	-:--		12:59:42.031
2	2:03.585	+3.094	13:01:45.616
3	2:03.839	+3.348	13:03:49.455
4	2:01.948	+1.457	13:05:51.403
5	2:02.217	+1.726	13:07:53.620
6	2:03.350	+2.859	13:09:56.970
7	2:00.491	-	13:11:57.461
8	2:01.181	+0.690	13:13:58.642

Lap	Lap Tm	Diff	Time of Day
(5) Philip McConaghy			
1	-:--		12:59:39.849
2	2:03.579	+2.372	13:01:43.428
3	2:03.612	+2.405	13:03:47.040
4	2:03.344	+2.137	13:05:50.384
5	2:02.413	+1.206	13:07:52.797
6	2:02.861	+1.654	13:09:55.658
7	2:01.207	-	13:11:56.865
8	2:04.481	+3.274	13:14:01.346

Lap	Lap Tm	Diff	Time of Day
(80) Carl Roberts			
1	-:--		12:59:45.781
2	2:09.207	+7.915	13:01:54.988
3	2:06.037	+4.745	13:04:01.025
4	2:05.060	+3.768	13:06:06.085
5	2:05.936	+4.644	13:08:12.021
6	2:01.829	+0.537	13:10:13.850
7	2:01.321	+0.029	13:12:15.171
8	2:01.292	-	13:14:16.463

Lap	Lap Tm	Diff	Time of Day
(72) Christopher Dean			
1	-:--		12:59:41.077
2	2:13.103	+10.788	13:01:54.180
3	2:04.706	+2.391	13:03:58.886
4	2:06.000	+3.685	13:06:04.886
5	2:03.873	+1.558	13:08:08.759
6	2:02.799	+0.484	13:10:11.558
7	2:02.992	+0.677	13:12:14.550
8	2:02.315	-	13:14:16.865

Lap	Lap Tm	Diff	Time of Day
(82) Neil Watson			
1	-:--		12:59:43.830
2	2:07.148	+3.547	13:01:50.978
3	2:07.329	+3.728	13:03:58.307
4	2:06.644	+3.043	13:06:04.951
5	2:04.898	+1.297	13:08:09.849
6	2:03.800	+0.199	13:10:13.649
7	2:04.578	+0.977	13:12:18.227
8	2:03.601	-	13:14:21.828

Lap	Lap Tm	Diff	Time of Day
(9) Ross Humphries			
1	-:--		12:59:49.915
2	2:10.212	+5.922	13:02:00.127
3	2:09.299	+5.009	13:04:09.426
4	2:05.351	+1.061	13:06:14.777
5	2:04.649	+0.359	13:08:19.426
6	2:04.290	-	13:10:23.716
7	2:04.328	+0.038	13:12:28.044
8	2:05.527	+1.237	13:14:33.571

Lap	Lap Tm	Diff	Time of Day
(81) Roscoe Travers			

Lap	Lap Tm	Diff	Time of Day
1	-:--		12:59:48.333
2	2:10.444	+2.636	13:01:58.777
3	2:11.298	+3.490	13:04:10.075
4	2:11.027	+3.219	13:06:21.102
5	2:09.768	+1.960	13:08:30.870
6	2:07.808	-	13:10:38.678
7	2:07.808	-	13:12:46.486
8	2:08.220	+0.412	13:14:54.706

Lap	Lap Tm	Diff	Time of Day
(56) John Baker			
1	-:--		12:59:53.562
2	2:10.914	+2.963	13:02:04.476
3	2:10.389	+2.438	13:04:14.865
4	2:10.238	+2.287	13:06:25.103
5	2:08.124	+0.173	13:08:33.227
6	2:08.570	+0.619	13:10:41.797
7	2:07.951	-	13:12:49.748
8	2:08.287	+0.336	13:14:58.035

Lap	Lap Tm	Diff	Time of Day
(15) Alex Cottam			
1	-:--		12:59:50.284
2	2:10.727	+1.923	13:02:01.011
3	2:11.852	+3.048	13:04:12.863
4	2:09.169	+0.365	13:06:22.032
5	2:10.022	+1.218	13:08:32.054
6	2:09.224	+0.420	13:10:41.278
7	2:10.205	+1.401	13:12:51.483
8	2:08.804	-	13:15:00.287

Lap	Lap Tm	Diff	Time of Day
(31) Martyn Cooper			
1	-:--		12:59:53.939
2	2:13.288	+3.015	13:02:07.227
3	2:10.273	-	13:04:17.500
4	2:14.238	+3.965	13:06:31.738
5	2:10.715	+0.442	13:08:42.453
6	2:12.185	+1.912	13:10:54.638
7	2:12.089	+1.816	13:13:06.727
8	2:12.923	+2.650	13:15:19.650

Lap	Lap Tm	Diff	Time of Day
(20) David Wright			
1	-:--		12:59:53.319
2	2:16.344	+5.750	13:02:09.663
3	2:17.247	+6.653	13:04:26.910
4	2:16.648	+6.054	13:06:43.558
5	2:14.677	+4.083	13:08:58.235
6	2:11.681	+1.087	13:11:09.916
7	2:11.622	+1.028	13:13:21.538
8	2:10.594	-	13:15:32.132

Lap	Lap Tm	Diff	Time of Day
(4) James Edwards			
1	-:--		12:59:42.108
2	2:03.290	+3.005	13:01:45.398
3	2:03.572	+3.287	13:03:48.970
4	2:02.625	+2.340	13:05:51.595
5	2:01.933	+1.648	13:07:53.528
6	2:01.229	+0.944	13:09:54.757
7	2:00.285	-	13:11:55.042

Lap	Lap Tm	Diff	Time of Day
(23) Alan Richardson			
1	-:--		13:00:02.068
2	2:23.553	+7.159	13:02:25.621
3	2:25.013	+8.619	13:04:50.634
4	2:20.433	+4.039	13:07:11.067
5	2:19.496	+3.102	13:09:30.563
6	2:18.630	+2.236	13:11:49.193
7	2:16.394	-	13:14:05.587


125GP/250GP

Oulton International 2.692 Miles

Race 4

21/07/2007 12:57

Race (8 Laps)



Competitors	Laps							
	1	2	3	4	5	6	7	8
Steve Kuenne (79)	1	79	79	79	79	79	79	79
Bryn Owen (1)	2	1	14	14	14	26	26	14
Jonathan Lodge (14)	3	14	55	55	55	14	14	26
Jamie Hodson (55)	4	55	1	26	26	55	55	11
Robert Mawbey (26)	5	26	26	1	1	1	1	11
James Lodge (99)	6	99	99	11	11	11	11	1
Rob Hodson (22)	7	22	5	5	5	5	4	22
Philip McConaghy (5)	8	5	22	22	22	4	22	4
Christopher Dean (72)	9	72	11	4	149	149	5	5
Jason Dobson (149)	10	149	4	149	4	22	149	149
James Edwards (4)	11	4	149	82	72	72	72	72
Phil Gibbon (11)	12	11	82	72	82	82	82	80
Neil Watson (82)	13	82	72	80	80	80	80	9
Carl Roberts (80)	14	80	80	85	9	9	9	9
Kevin Cooper (30)	15	30	81	9	85	85	81	81
Roscoe Travers (81)	16	81	85	81	81	81	15	56
Derek Welch (12)	17	12	12	12	15	15	56	15
Adam Dudley (85)	18	85	24	15	56	56	31	31
Ben Barratt (24)	19	24	9	56	31	31	20	20
Ross Humphries (9)	20	9	15	31	20	20	23	23
Alex Cottam (15)	21	15	56	20	23	23	8	8
David Wright (20)	22	20	31	23	12	8	91	91
John Baker (56)	23	56	66	8	8	91		
Martyn Cooper (31)	24	31	20	91	91			
Steve Livingstone (66)	25	66	3					
Bradley Kitchen (3)	26	3	63					
James McIvor (7)	27	7	23					
Alan Richardson (23)	28	23	8					
Dave Murphy (63)	29	63	91					
Sam Bentley (91)	30	91						
Bill Smyth (8)	31	8						
-	32							
-	33							

Powerbike

Oulton International 2.692 Miles

Race 5

21/07/2007 14:10

Race (8 Laps)

Pos	No.	Class	Name	Make	Engine	Laps	Total Tm	Avg. Speed	Gap	Diff	Best Tm	Best Spd	In Lap
1	35	Supersport 6	Kiaran Hankin	Honda	600	8	15:50.482	81.569	-	-	1:56.052	83.507	4
2	10	Supersport 6	David Bath	Honda	600	8	15:50.593	81.559	+0.111	+0.111	1:56.719	83.030	5
3	16	Powerbike	Stuart Wilson	Yamaha	1000	8	15:54.817	81.198	+4.224	+4.335	1:57.546	82.446	8
4	59	Powerbike	Richard Ashworth	Honda	1000	8	16:02.684	80.535	+7.867	+12.202	1:55.907	83.612	6
5	27	Powerbike	Kerrigan Read	Suzuki	1000	8	16:09.302	79.985	+6.618	+18.820	1:58.145	82.028	8
6	15	Powerbike	Andy Gibson	Honda	1000	8	16:18.671	79.219	+9.369	+28.189	1:58.731	81.623	6
7	12	Powerbike	Tony Rainford	Yamaha	1000	8	16:28.942	78.397	+10.271	+38.460	2:01.885	79.511	2
8	65	Powerbike	Angelo DeRosa	Yamaha	1000	8	16:44.266	77.200	+15.324	+53.784	2:02.814	78.910	8
9	54	Supersport 6	William Davidson	Honda	600	8	16:44.838	77.156	+0.572	+54.356	2:03.710	78.338	2
10	24	Powerbike	Andrew Cliffe	Suzuki	1000	8	16:54.731	76.404	+9.893	+1:04.249	2:03.974	78.171	7
11	33	Powerbike	Chris Gibson	Kawasaki	1000	8	17:01.442	75.902	+6.711	+1:10.960	2:04.896	77.594	7
12	18	Powerbike	Dylan Wright	Honda	1000	8	17:01.446	75.902	+0.004	+1:10.964	2:05.153	77.435	5
13	22	Powerbike	Peter Gunson	Honda	1000	8	17:13.192	75.039	+11.746	+1:22.710	2:06.639	76.526	6
14	55	Powerbike	Darren Johnson	Yamaha	1000	8	17:14.457	74.947	+1.265	+1:23.975	2:04.143	78.065	6
15	11	Powerbike	Ian Harrison	Suzuki	1000	8	17:15.382	74.880	+0.925	+1:24.900	2:05.426	77.266	6
16	9	Powerbike	Alan Newbold	Suzuki	1000	7	16:02.131	70.508	1 Lap	1 Lap	2:15.410	71.569	7
17	133	Powerbike	Mick Hancock	Suzuki	1000	7	16:32.087	68.379	+29.956	+29.956	2:13.755	72.455	7
18	136	Supersport 6	David Taylor	Suzuki	600	7	16:33.071	68.312	+0.984	+30.940	2:13.955	72.347	7
19	25	Powerbike	Andy Clark	Suzuki	1000	7	17:11.503	65.767	+38.432	+1:09.372	2:22.849	67.842	4
20	23	Powerbike	Michael Orton	Honda	998	7	17:40.881	63.945	+29.378	+1:38.750	2:23.784	67.401	4

Not classified (75% = 6 Laps)

21	7	Powerbike	Steve Poole	Suzuki	1000	5	11:17.052	71.569	2 Laps	3 Laps	2:12.588	73.093	5
22	166	Powerbike	James Powell	Yamaha	1000	4	8:54.014	72.591	1 Lap	4 Laps	2:11.186	73.874	3
INS	14	Powerbike	Tim Poole	Yamaha	1000	0	----	-	-	-	----	-	0

Margin of Victory	Avg. Speed	Best Lap Tm	Best Spd	Best Lap by
+0.111	81.569	1:55.907	83.612	[59] Richard Ashworth

Nantwich & D.M.C & Cheshire M.C.R.R.C

Powerbike

Oulton International 2.692 Miles

Race 5

21/07/2007 14:10

Race (8 Laps)

Lap	Lap Tm	Diff	Time of Day
(35) Kieran Hankin			
1	-:--		14:12:18.959
2	1:58.941	+2.889	14:14:17.900
3	1:57.671	+1.619	14:16:15.571
4	1:56.052	-	14:18:11.623
5	1:56.740	+0.688	14:20:08.363
6	1:59.095	+3.043	14:22:07.458
7	1:57.927	+1.875	14:24:05.385
8	1:57.916	+1.864	14:26:03.301

Lap	Lap Tm	Diff	Time of Day
(10) David Bath			
1	-:--		14:12:17.789
2	1:58.511	+1.792	14:14:16.300
3	1:57.349	+0.630	14:16:13.649
4	1:57.634	+0.915	14:18:11.283
5	1:56.719	-	14:20:08.002
6	1:59.179	+2.460	14:22:07.181
7	1:59.022	+2.303	14:24:06.203
8	1:57.209	+0.490	14:26:03.412

Lap	Lap Tm	Diff	Time of Day
(16) Stuart Wilson			
1	-:--		14:12:18.179
2	1:59.694	+2.148	14:14:17.873
3	1:59.239	+1.693	14:16:17.112
4	1:57.702	+0.156	14:18:14.814
5	1:58.108	+0.562	14:20:12.922
6	1:59.163	+1.617	14:22:12.085
7	1:58.005	+0.459	14:24:10.090
8	1:57.546	-	14:26:07.636

Lap	Lap Tm	Diff	Time of Day
(59) Richard Ashworth			
1	-:--		14:12:24.426
2	2:01.293	+5.386	14:14:25.719
3	1:59.539	+3.632	14:16:25.258
4	1:59.684	+3.777	14:18:24.942
5	1:58.807	+2.900	14:20:23.749
6	1:55.907	-	14:22:19.656
7	1:56.669	+0.762	14:24:16.325
8	1:59.178	+3.271	14:26:15.503

Lap	Lap Tm	Diff	Time of Day
(27) Kerrigan Read			
1	-:--		14:12:21.024
2	2:01.688	+3.543	14:14:22.712
3	2:01.152	+3.007	14:16:23.864
4	2:00.195	+2.050	14:18:24.059
5	1:59.046	+0.901	14:20:23.105
6	2:00.012	+1.867	14:22:23.117
7	2:00.859	+2.714	14:24:23.976
8	1:58.145	-	14:26:22.121

Lap	Lap Tm	Diff	Time of Day
(15) Andy Gibson			
1	-:--		14:12:22.153
2	2:02.667	+3.936	14:14:24.820
3	2:01.274	+2.543	14:16:26.094
4	2:01.536	+2.805	14:18:27.630
5	2:01.862	+3.131	14:20:29.492
6	1:58.731	-	14:22:28.223
7	2:01.344	+2.613	14:24:29.567
8	2:01.923	+3.192	14:26:31.490

Lap	Lap Tm	Diff	Time of Day
(12) Tony Rainford			
1	-:--		14:12:20.108
2	2:01.885	-	14:14:21.993
3	2:02.737	+0.852	14:16:24.730
4	2:02.555	+0.670	14:18:27.285

Lap	Lap Tm	Diff	Time of Day
5	2:02.379	+0.494	14:20:29.664
6	2:02.111	+0.226	14:22:31.775
7	2:04.194	+2.309	14:24:35.969
8	2:05.792	+3.907	14:26:41.761

Lap	Lap Tm	Diff	Time of Day
(65) Angelo DeRosa			
1	-:--		14:12:26.993
2	2:06.317	+3.503	14:14:33.310
3	2:04.982	+2.168	14:16:38.292
4	2:04.499	+1.685	14:18:42.791
5	2:03.884	+1.070	14:20:46.675
6	2:03.662	+0.848	14:22:50.337
7	2:03.934	+1.120	14:24:54.271
8	2:02.814	-	14:26:57.085

Lap	Lap Tm	Diff	Time of Day
(54) William Davidson			
1	-:--		14:12:24.441
2	2:03.710	-	14:14:28.151
3	2:04.972	+1.262	14:16:33.123
4	2:05.975	+2.265	14:18:39.098
5	2:04.176	+0.466	14:20:43.274
6	2:03.812	+0.102	14:22:47.086
7	2:06.539	+2.829	14:24:53.625
8	2:04.032	+0.322	14:26:57.657

Lap	Lap Tm	Diff	Time of Day
(24) Andrew Cliffe			
1	-:--		14:12:30.245
2	2:07.908	+3.934	14:14:38.153
3	2:07.492	+3.518	14:16:45.645
4	2:04.875	+0.901	14:18:50.520
5	2:04.503	+0.529	14:20:55.023
6	2:04.211	+0.237	14:22:59.234
7	2:03.974	-	14:25:03.208
8	2:04.342	+0.368	14:27:07.550

Lap	Lap Tm	Diff	Time of Day
(33) Chris Gibson			
1	-:--		14:12:29.979
2	2:08.689	+3.793	14:14:38.668
3	2:08.377	+3.481	14:16:47.045
4	2:06.717	+1.821	14:18:53.762
5	2:05.501	+0.605	14:20:59.263
6	2:05.087	+0.191	14:23:04.350
7	2:04.896	-	14:25:09.246
8	2:05.015	+0.119	14:27:14.261

Lap	Lap Tm	Diff	Time of Day
(18) Dylan Wright			
1	-:--		14:12:29.620
2	2:07.805	+2.652	14:14:37.425
3	2:06.245	+1.092	14:16:43.670
4	2:06.229	+1.076	14:18:49.899
5	2:05.153	-	14:20:55.052
6	2:07.101	+1.948	14:23:02.153
7	2:06.059	+0.906	14:25:08.212
8	2:06.053	+0.900	14:27:14.265

Lap	Lap Tm	Diff	Time of Day
(22) Peter Gunson			
1	-:--		14:12:28.572
2	2:09.179	+2.540	14:14:37.751
3	2:09.036	+2.397	14:16:46.787
4	2:09.258	+2.619	14:18:56.045
5	2:07.242	+0.603	14:21:03.287
6	2:06.639	-	14:23:09.926
7	2:09.425	+2.786	14:25:19.351
8	2:06.660	+0.021	14:27:26.011

Lap	Lap Tm	Diff	Time of Day
(55) Darren Johnson			

Lap	Lap Tm	Diff	Time of Day
1	-:--		14:12:36.883
2	2:12.555	+8.412	14:14:49.438
3	2:08.590	+4.447	14:16:58.028
4	2:08.690	+4.547	14:19:06.718
5	2:05.748	+1.605	14:21:12.466
6	2:04.143	-	14:23:16.609
7	2:06.072	+1.929	14:25:22.681
8	2:04.595	+0.452	14:27:27.276

Lap	Lap Tm	Diff	Time of Day
(11) Ian Harrison			
1	-:--		14:12:34.805
2	2:09.571	+4.145	14:14:44.376
3	2:08.589	+3.163	14:16:52.965
4	2:08.004	+2.578	14:19:00.969
5	2:07.615	+2.189	14:21:08.584
6	2:05.426	-	14:23:14.010
7	2:07.796	+2.370	14:25:21.806
8	2:06.395	+0.969	14:27:28.201

Lap	Lap Tm	Diff	Time of Day
(9) Alan Newbold			
1	-:--		14:12:39.921
2	2:15.795	+0.385	14:14:55.716
3	2:15.783	+0.373	14:17:11.499
4	2:16.655	+1.245	14:19:28.154
5	2:15.715	+0.305	14:21:43.869
6	2:15.671	+0.261	14:23:59.540
7	2:15.410	-	14:26:14.950

Lap	Lap Tm	Diff	Time of Day
(133) Mick Hancock			
1	-:--		14:12:44.023
2	2:24.781	+11.026	14:15:08.804
3	2:22.623	+8.868	14:17:31.427
4	2:21.014	+7.259	14:19:52.441
5	2:19.462	+5.707	14:22:11.903
6	2:19.248	+5.493	14:24:31.151
7	2:13.755	-	14:26:44.906

Lap	Lap Tm	Diff	Time of Day
(136) David Taylor			
1	-:--		14:12:45.007
2	2:24.468	+10.513	14:15:09.475
3	2:22.966	+9.011	14:17:32.441
4	2:20.889	+6.934	14:19:53.330
5	2:19.913	+5.958	14:22:13.243
6	2:18.692	+4.737	14:24:31.935
7	2:13.955	-	14:26:45.890

Lap	Lap Tm	Diff	Time of Day
(25) Andy Clark			
1	-:--		14:12:50.012
2	2:26.230	+3.381	14:15:16.242
3	2:24.802	+1.953	14:17:41.044
4	2:22.849	-	14:20:03.893
5	2:24.449	+1.600	14:22:28.342
6	2:28.035	+5.186	14:24:56.377
7	2:27.945	+5.096	14:27:24.322

Lap	Lap Tm	Diff	Time of Day
(23) Michael Orton			
1	-:--		14:12:53.606
2	2:26.579	+2.795	14:15:20.185
3	2:25.082	+1.298	14:17:45.267
4	2:23.784	-	14:20:09.051
5	2:27.353	+3.569	14:22:36.404
6	2:47.073	+23.289	14:25:23.477
7	2:30.223	+6.439	14:27:53.700

Lap	Lap Tm	Diff	Time of Day
(7) Steve Poole			
1	-:--		14:12:36.692


Powerbike

Oulton International 2.692 Miles

Race 5

21/07/2007 14:10

Race (8 Laps)



Lap	Lap Tm	Diff	Time of Day
2	2:14.041	+1.453	14:14:50.733
3	2:13.775	+1.187	14:17:04.508
4	2:12.775	+0.187	14:19:17.283
5	2:12.588	-	14:21:29.871

Lap	Lap Tm	Diff	Time of Day
-----	--------	------	-------------

Lap	Lap Tm	Diff	Time of Day
-----	--------	------	-------------

(166) James Powell

1	-:--		14:12:32.968
2	2:11.323	+0.137	14:14:44.291
3	2:11.186	-	14:16:55.477
4	2:11.356	+0.170	14:19:06.833


Powerbike

Oulton International 2.692 Miles

Race 5

21/07/2007 14:10

Race (8 Laps)



Competitors	Laps							
	1	2	3	4	5	6	7	8
David Bath (10)	10	10	10	10	10	10	35	35
Stuart Wilson (16)	16	16	35	35	35	35	10	10
Kiaran Hankin (35)	35	35	16	16	16	16	16	16
Tony Rainford (12)	12	12	27	27	27	59	59	59
Kerrigan Read (27)	27	27	12	59	59	27	27	27
Andy Gibson (15)	15	15	59	12	15	15	15	15
Richard Ashworth (59)	59	59	15	15	12	12	12	12
William Davidson (54)	54	54	54	54	54	54	54	65
Angelo DeRosa (65)	65	65	65	65	65	65	65	54
Peter Gunson (22)	22	18	18	18	24	24	24	24
Dylan Wright (18)	18	22	24	24	18	18	18	33
Chris Gibson (33)	33	24	22	33	33	33	33	18
Andrew Cliffe (24)	24	33	33	22	22	22	22	22
James Powell (166)	166	166	11	11	11	11	11	55
Ian Harrison (11)	11	11	166	55	55	55	55	11
Steve Poole (7)	7	55	55	166	7	9	9	9
Darren Johnson (55)	55	7	7	7	9	133	133	133
Alan Newbold (9)	9	9	9	9	133	136	136	136
Mick Hancock (133)	133	133	133	133	136	25	25	25
David Taylor (136)	136	136	136	136	25	23	23	23
Andy Clark (25)	25	25	25	25	23			
Michael Orton (23)	23	23	23	23				
-	23							

Sidecars

Oulton International 2.692 Miles

Race 6

21/07/2007 14:43

Race (8 Laps)

Pos	No.	Class	Name	Make	Engine	Laps	Total Tm	Avg. Speed	Diff	Gap	Best Tm	Best Spd	In Lap
FSRA 350 Sidecar													
1	77	FSRA 350	Steve Brooks	Yamaha	350	8	19:51.205	65.085	-	-	2:24.411	67.108	6
2	8	FSRA 350	Michael Finnie	Yamaha	350	8	19:52.549	65.012	+1.344	+1.344	2:24.019	67.291	3
3	6	FSRA 350	Aden Pearson	Yamaha	350	7	18:21.380	61.594	1 Lap	1 Lap	2:31.980	63.766	3
4	5	FSRA 350	Paul Owen	Yamaha	350	7	19:16.778	58.644	+55.398	+55.398	2:40.769	60.280	2
5	111	FSRA 350	David Saunders	Yamaha	350	7	19:49.273	57.042	+1:27.893	+32.495	2:43.985	59.098	3
6	4	FSRA 350	Alistair Jolly	Yamaha	350	6	19:02.327	50.902	2 Laps	1 Lap	3:04.170	52.621	5
7	3	FSRA 350	John Chandler	Windle	350	0	----	-	-	-	----	-	0
8	81	FSRA 350	Robin Daykin	Yamaha	350	0	----	-	-	-	----	-	0

Post Classic Sidecar

1	12	Post Classi	Stuart Mellor	Yamaha	750	8	20:09.576	64.097	-	-	2:26.549	66.129	6
2	10	Post Classi	Pat Gallagher	Suzuki	1085	7	18:01.546	62.724	1 Lap	1 Lap	2:29.825	64.683	7
3	9	Post Classi	Tony Wheatley	Yamaha	750	7	19:57.581	56.646	+1:56.035	+1:56.035	2:45.787	58.456	5
4	11	Post Classi	David Tibbles	Kawasaki	1000	6	18:11.777	53.259	2 Laps	1 Lap	2:54.798	55.442	3
5	138	Post Classi	Chris Forster	Suzuki	1000	2	7:13.244	44.738	6 Laps	4 Laps	3:49.425	42.241	2

Sidecar

1	22	Sidecar	Peter Founds	Yamaha	600	8	18:00.581	71.748	-	-	2:12.331	73.235	6
2	75	Sidecar	Brian Peddar	LCR	1000	8	18:01.407	71.693	+0.826	+0.826	2:12.151	73.334	6
3	32	Sidecar	Dave Cheesmond	Baker	600	8	18:29.618	69.871	+29.037	+28.211	2:16.816	70.834	2
4	24	Sidecar	Kevin Thornton	Yamaha	600	8	19:02.006	67.889	+1:01.425	+32.388	2:20.384	69.034	6
5	20	Sidecar	Craig Hauxwell	Yamaha	600	8	19:02.282	67.873	+1:01.701	+0.276	2:20.324	69.063	5
6	21	Sidecar	Alan Molyneux	Honda	600	8	19:02.569	67.856	+1:01.988	+0.287	2:20.071	69.188	8
7	33	Sidecar	Dick Tapkin	Yamaha	998	8	19:20.549	66.804	+1:19.968	+17.980	2:22.617	67.953	3
8	99	Sidecar	Craig Chaplow	Suzuki	1000	8	19:41.826	65.602	+1:41.245	+21.277	2:24.383	67.121	3
9	36	Sidecar	Mike Merrill	Yamaha	600	8	19:46.280	65.355	+1:45.699	+4.454	2:24.429	67.100	7
10	41	Sidecar	Colin Mulligan	Kawasaki	600	7	19:57.218	56.663	1 Lap	1 Lap	2:45.126	58.690	3
11	34	Sidecar	Steven Williamson	Suzuki	1000	3	7:08.874	67.791	5 Laps	4 Laps	2:18.294	70.077	3
12	37	Sidecar	Charlie Morphet	Suzuki	1000	3	8:40.275	55.881	+1:31.401	+1:31.401	2:38.073	61.308	3
13	31	Sidecar	Alan Longshaw	Ireson	600	2	5:32.182	58.349	6 Laps	1 Lap	2:44.153	59.038	2
14	25	Sidecar	Dave Holden	Windle	1000	0	----	-	-	-	----	-	0
DNS	28	Sidecar	Bill Currie	Yamaha	600	0	----	-	-	-	----	-	0
DNS	23	Sidecar	David Haliburton	Yamaha	1000	0	----	-	-	-	----	-	0

Margin of Victory	Avg. Speed	Best Lap Tm	Best Spd	Best Lap by
+0.826	71.748	2:12.151	73.334	[75] Brian Peddar

Nantwich & D.M.C & Cheshire M.C.R.R.C

Sidecars

Oulton International 2.692 Miles

Race 6

21/07/2007 14:43

Race (8 Laps)

Lap	Lap Tm	Diff	Time of Day
(22) Peter Founds			
1	-:--		14:45:23.411
2	2:15.213	+2.882	14:47:38.624
3	2:14.703	+2.372	14:49:53.327
4	2:14.151	+1.820	14:52:07.478
5	2:14.385	+2.054	14:54:21.863
6	2:12.331	-	14:56:34.194
7	2:13.659	+1.328	14:58:47.853
8	2:14.986	+2.655	15:01:02.839

Lap	Lap Tm	Diff	Time of Day
(75) Brian Peddar			
1	-:--		14:45:27.103
2	2:15.113	+2.962	14:47:42.216
3	2:13.655	+1.504	14:49:55.871
4	2:13.166	+1.015	14:52:09.037
5	2:13.952	+1.801	14:54:22.989
6	2:12.151	-	14:56:35.140
7	2:13.913	+1.762	14:58:49.053
8	2:14.612	+2.461	15:01:03.665

Lap	Lap Tm	Diff	Time of Day
(32) Dave Cheesmond			
1	-:--		14:45:24.677
2	2:16.816	-	14:47:41.493
3	2:17.110	+0.294	14:49:58.603
4	2:18.209	+1.393	14:52:16.812
5	2:18.127	+1.311	14:54:34.939
6	2:18.844	+2.028	14:56:53.783
7	2:19.423	+2.607	14:59:13.206
8	2:18.670	+1.854	15:01:31.876

Lap	Lap Tm	Diff	Time of Day
(24) Kevin Thornton			
1	-:--		14:45:29.501
2	2:21.564	+1.180	14:47:51.065
3	2:21.325	+0.941	14:50:12.390
4	2:22.737	+2.353	14:52:35.127
5	2:21.630	+1.246	14:54:56.757
6	2:20.384	-	14:57:17.141
7	2:23.149	+2.765	14:59:40.290
8	2:23.974	+3.590	15:02:04.264

Lap	Lap Tm	Diff	Time of Day
(20) Craig Hauxwell			
1	-:--		14:45:33.482
2	2:22.825	+2.501	14:47:56.307
3	2:22.704	+2.380	14:50:19.011
4	2:21.906	+1.582	14:52:40.917
5	2:20.324	-	14:55:01.241
6	2:20.704	+0.380	14:57:21.945
7	2:21.868	+1.544	14:59:43.813
8	2:20.727	+0.403	15:02:04.540

Lap	Lap Tm	Diff	Time of Day
(21) Alan Molyneux			
1	-:--		14:45:31.250
2	2:27.844	+7.773	14:47:59.094
3	2:21.871	+1.800	14:50:20.965
4	2:20.807	+0.736	14:52:41.772
5	2:21.501	+1.430	14:55:03.273
6	2:20.779	+0.708	14:57:24.052
7	2:20.704	+0.633	14:59:44.756
8	2:20.071	-	15:02:04.827

Lap	Lap Tm	Diff	Time of Day
(33) Dick Tapkin			
1	-:--		14:45:35.996
2	2:25.823	+3.206	14:48:01.819
3	2:22.617	-	14:50:24.436
4	2:22.883	+0.266	14:52:47.319

Lap	Lap Tm	Diff	Time of Day
5	2:23.998	+1.381	14:55:11.317
6	2:23.611	+0.994	14:57:34.928
7	2:25.034	+2.417	14:59:59.962
8	2:22.845	+0.228	15:02:22.807

Lap	Lap Tm	Diff	Time of Day
(99) Craig Chaplow			
1	-:--		14:45:37.182
2	2:26.936	+2.553	14:48:04.118
3	2:24.383	-	14:50:28.501
4	2:26.737	+2.354	14:52:55.238
5	2:28.383	+4.000	14:55:23.621
6	2:25.236	+0.853	14:57:48.857
7	2:24.977	+0.594	15:00:13.834
8	2:30.250	+5.867	15:02:44.084

Lap	Lap Tm	Diff	Time of Day
(36) Mike Merrill			
1	-:--		14:45:42.264
2	2:26.036	+1.607	14:48:08.300
3	2:27.611	+3.182	14:50:35.911
4	2:27.780	+3.351	14:53:03.691
5	2:28.001	+3.572	14:55:31.692
6	2:26.804	+2.375	14:57:58.496
7	2:24.429	-	15:00:22.925
8	2:25.613	+1.184	15:02:48.538

Lap	Lap Tm	Diff	Time of Day
(77) Steve Brooks			
1	-:--		14:45:41.152
2	2:28.459	+4.048	14:48:09.611
3	2:29.943	+5.532	14:50:39.554
4	2:26.456	+2.045	14:53:06.010
5	2:27.057	+2.646	14:55:33.067
6	2:24.411	-	14:57:57.478
7	2:25.510	+1.099	15:00:22.988
8	2:30.475	+6.064	15:02:53.463

Lap	Lap Tm	Diff	Time of Day
(8) Michael Finnie			
1	-:--		14:45:39.962
2	2:26.464	+2.445	14:48:06.426
3	2:24.019	-	14:50:30.445
4	2:25.939	+1.920	14:52:56.384
5	2:32.106	+8.087	14:55:28.490
6	2:28.464	+4.445	14:57:56.954
7	2:25.030	+1.011	15:00:21.984
8	2:32.823	+8.804	15:02:54.807

Lap	Lap Tm	Diff	Time of Day
(12) Stuart Mellor			
1	-:--		14:45:47.216
2	2:33.352	+6.803	14:48:20.568
3	2:29.881	+3.332	14:50:50.449
4	2:27.969	+1.420	14:53:18.418
5	2:27.810	+1.261	14:55:46.228
6	2:26.549	-	14:58:12.777
7	2:28.563	+2.014	15:00:41.340
8	2:30.494	+3.945	15:03:11.834

Lap	Lap Tm	Diff	Time of Day
(10) Pat Gallagher			
1	-:--		14:45:38.092
2	2:29.979	+0.154	14:48:08.071
3	2:30.945	+1.120	14:50:39.016
4	2:30.646	+0.821	14:53:09.662
5	2:32.111	+2.286	14:55:41.773
6	2:52.206	+22.381	14:58:33.979
7	2:29.825	-	15:01:03.804

Lap	Lap Tm	Diff	Time of Day
(6) Aden Pearson			
1	-:--		14:45:46.897

Lap	Lap Tm	Diff	Time of Day
2	2:34.331	+2.351	14:48:21.228
3	2:31.980	-	14:50:53.208
4	2:33.231	+1.251	14:53:26.439
5	2:37.926	+5.946	14:56:04.365
6	2:40.843	+8.863	14:58:45.208
7	2:38.430	+6.450	15:01:23.638

Lap	Lap Tm	Diff	Time of Day
(5) Paul Owen			
1	-:--		14:45:54.475
2	2:40.769	-	14:48:35.244
3	2:42.350	+1.581	14:51:17.594
4	2:43.215	+2.446	14:54:00.809
5	2:45.895	+5.126	14:56:46.704
6	2:46.286	+5.517	14:59:32.990
7	2:46.046	+5.277	15:02:19.036

Lap	Lap Tm	Diff	Time of Day
(111) David Saunders			
1	-:--		14:46:07.763
2	2:50.312	+6.327	14:48:58.075
3	2:43.985	-	14:51:42.060
4	2:45.872	+1.887	14:54:27.932
5	2:47.078	+3.093	14:57:15.010
6	2:48.044	+4.059	15:00:03.054
7	2:48.477	+4.492	15:02:51.531

Lap	Lap Tm	Diff	Time of Day
(41) Colin Mulligan			
1	-:--		14:45:54.145
2	2:45.417	+0.291	14:48:39.562
3	2:45.126	-	14:51:24.688
4	2:47.359	+2.233	14:54:12.047
5	2:51.110	+5.984	14:57:03.157
6	2:57.816	+12.690	15:00:00.973
7	2:58.503	+13.377	15:02:59.476

Lap	Lap Tm	Diff	Time of Day
(9) Tony Wheatley			
1	-:--		14:46:02.289
2	2:47.343	+1.556	14:48:49.632
3	2:50.026	+4.239	14:51:39.658
4	2:47.656	+1.869	14:54:27.314
5	2:45.787	-	14:57:13.101
6	2:49.168	+3.381	15:00:02.269
7	2:57.570	+11.783	15:02:59.839

Lap	Lap Tm	Diff	Time of Day
(11) David Tibbles			
1	-:--		14:46:07.183
2	2:57.296	+2.498	14:49:04.479
3	2:54.798	-	14:51:59.277
4	3:06.761	+11.963	14:55:06.038
5	3:04.152	+9.354	14:58:10.190
6	3:03.845	+9.047	15:01:14.035

Lap	Lap Tm	Diff	Time of Day
(4) Alistair Jolly			
1	-:--		14:46:19.306
2	3:11.492	+7.322	14:49:30.798
3	3:09.136	+4.966	14:52:39.934
4	3:09.624	+5.454	14:55:49.558
5	3:04.170	-	14:58:53.728
6	3:10.857	+6.687	15:02:04.585

Lap	Lap Tm	Diff	Time of Day
(34) Steven Williamson			
1	-:--		14:45:33.191
2	2:19.647	+1.353	14:47:52.838
3	2:18.294	-	14:50:11.132

Lap	Lap Tm	Diff	Time of Day
(37) Charlie Morphet			
1	-:--		14:46:07.509

Sidecars

Oulton International 2.692 Miles

Race 6

21/07/2007 14:43

Race (8 Laps)

Lap	Lap Tm	Diff	Time of Day
2	2:56.951	+18.878	14:49:04.460
3	2:38.073	-	14:51:42.533

(31) Alan Longshaw

1	---		14:45:50.287
2	2:44.153	-	14:48:34.440

(138) Chris Forster

1	---		14:46:26.077
p2	3:49.425	-	14:50:15.502

Lap	Lap Tm	Diff	Time of Day
-----	--------	------	-------------

Lap	Lap Tm	Diff	Time of Day
-----	--------	------	-------------


Sidecars

Oulton International 2.692 Miles

Race 6

21/07/2007 14:43

Race (8 Laps)



Competitors	Laps							
	1	2	3	4	5	6	7	8
Peter Founds (22)	1	22	22	22	22	22	22	22
Dave Cheesmond (32)	2	32	32	75	75	75	75	75
Brian Peddar (75)	3	75	75	32	32	32	32	32
Kevin Thornton (24)	4	24	24	34	24	24	24	24
Alan Molyneux (21)	5	21	34	24	20	20	20	20
Steven Williamson (34)	6	34	20	20	21	21	21	21
Craig Hauxwell (20)	7	20	21	21	33	33	33	33
Dick Tapkin (33)	8	33	33	33	99	99	99	99
Craig Chaplow (99)	9	99	99	99	8	8	8	36
Pat Gallagher (10)	10	10	8	8	36	36	77	36
Michael Finnie (8)	11	8	10	36	77	77	36	77
Steve Brooks (77)	12	77	36	10	10	10	12	12
Mike Merrill (36)	13	36	77	77	12	12	10	10
Aden Pearson (6)	14	6	12	12	6	6	6	6
Stuart Mellor (12)	15	12	6	6	5	5	5	5
Alan Longshaw (31)	16	31	31	5	41	41	41	111
Colin Mulligan (41)	17	41	5	41	9	9	9	41
Paul Owen (5)	18	5	41	9	111	111	111	9
Tony Wheatley (9)	19	9	9	111	11	11	11	11
David Tibbles (11)	20	11	111	37	4	4	4	4
Charlie Morphet (37)	21	37	37	11				
David Saunders (111)	22	111	11	4				
Alistair Jolly (4)	23	4	4					
Chris Forster (138)	24	138	138					
-	25							
-	26							
-	27							
-	28							
-	29							

Sidecars


Oulton International 2.692 Miles

Race 12

21/07/2007 14:43

Race (8 Laps)

[0] [28] Bill Currie	[0] [25] Dave Holden	[0] [81] Robin Daykin	[0] [23] David Haliburton	[0] [3] John Chandler	12
28	25	27	29	26	11
[2] [31] Alan Longshaw	[6] [4] Alistair Jolly	[3] [37] Charlie Morphet	[2] [138] Chris Forster	[3] [34] Steven Williamson	10
23	20	22	24	21	9
[7] [9] Tony Wheatley	[7] [5] Paul Owen	[7] [41] Colin Mulligan	[6] [11] David Tibbles	[7] [111] David Saunders	8
18	15	17	19	16	7
[7] [10] Pat Gallagher	[8] [77] Steve Brooks	[8] [12] Stuart Mellor	[7] [6] Aden Pearson	[8] [8] Michael Finnie	6
13	10	12	14	11	5
[8] [99] Craig Chaplow	[8] [20] Craig Hauxwell	[8] [33] Dick Tapkin	[8] [36] Mike Merrill	[8] [21] Alan Molyneux	4
8	5	7	9	6	3
[8] [32] Dave Cheesmond	[8] [75] Brian Peddar	[8] [24] Kevin Thornton	[8] [22] Peter Founds		2
3	2	4			1



SS400 & Twins

Oulton International 2.692 Miles

Race 7

21/07/2007 15:16

Race (8 Laps)

Pos	No.	Class	Name	Make	Engine	Laps	Total Tm	Avg. Speed	Diff	Gap	Best Tm	Best Spd	In Lap
Supersport 400													
1	17	Supersport	Alastair Bayley	Honda	400	8	17:42.487	72.970	-	-	2:10.654	74.175	4
2	22	Supersport	Adrian Teasdale	Kawasaki	400	8	17:43.424	72.906	+0.937	+0.937	2:11.001	73.978	3
3	169	Supersport	Mike Dorey	Honda	400	8	17:49.282	72.506	+6.795	+5.858	2:10.639	74.183	8
4	18	Supersport	Tim Kermode	Yamaha	400	8	18:04.306	71.502	+21.819	+15.024	2:11.745	73.560	2
5	199	Supersport	Steve Ferguson	Honda	400	8	18:32.593	69.684	+50.106	+28.287	2:15.194	71.684	4
6	19	Supersport	Simon Noon	Honda	400	8	18:32.834	69.669	+50.347	+0.241	2:14.792	71.897	6
7	28	Supersport	Nathan Edwards	Kawasaki	400	8	18:42.665	69.059	+1:00.178	+9.831	2:18.383	70.032	5
8	4	Supersport	Harry Disley	Yamaha	400	8	19:02.775	67.843	+1:20.288	+20.110	2:18.002	70.225	3
9	43	Supersport	Richard Owen	Yamaha	400	8	19:44.581	65.449	+2:02.094	+41.806	2:26.059	66.351	2
10	170	Supersport	Richard Dorey	Honda	400	7	18:14.304	61.992	1 Lap	1 Lap	2:31.235	64.080	4
11	27	Supersport	Martin Lewis	Kawasaki	400	7	18:35.748	60.801	+21.444	+21.444	2:35.514	62.317	4
12	35	Supersport	David Taylor	Kawasaki	400	7	18:41.974	60.463	+27.670	+6.226	2:36.912	61.762	4
13	163	Supersport	Gordon Beckett	Honda	400	7	19:40.449	57.468	+1:26.145	+58.475	2:41.923	59.851	3
14	145	Supersport	Freddy Dunn	Honda	400	7	19:40.494	57.466	+1:26.190	+0.045	2:45.832	58.440	3
15	23	Supersport	Christopher Morley	Honda	400	6	13:55.039	69.634	2 Laps	1 Lap	2:16.503	70.996	6
16	29	Supersport	Alan Armour	Suzuki	250	5	11:44.037	68.826	3 Laps	1 Lap	2:17.194	70.639	3
17	12	Supersport	Garry Cartwright	Honda	400	2	5:11.551	62.213	6 Laps	3 Laps	2:33.863	62.986	2
Twin Cylinder													
1	25	Twin Cylindr	Andy Jones	Ducati	999	8	17:33.460	73.595	-	-	2:09.147	75.040	3
2	42	Twin Cylindr	Steve Hill	Suzuki	1000	8	17:43.043	72.932	+9.583	+9.583	2:09.886	74.613	3
3	9	Twin Cylindr	Alan Newbold	Ducati	1098	8	19:12.483	67.272	+1:39.023	+1:29.440	2:15.873	71.325	2
4	75	Twin Cylindr	Richard Yates	Suzuki	650	7	18:46.071	60.243	1 Lap	1 Lap	2:36.522	61.916	3
5	22	Twin Cylindr	Mike Hose	Weslake	900	4	10:22.704	62.252	4 Laps	3 Laps	2:30.557	64.369	3

Announcements

No 18 - 10 second penalty - jump start

Margin of Victory	Avg. Speed	Best Lap Tm	Best Spd	Best Lap by
+9.027	73.595	2:09.147	75.040	[25] Andy Jones

Nantwich & D.M.C & Cheshire M.C.R.R.C

SS400 & Twins

Oulton International 2.692 Miles

Race 7

21/07/2007 15:16

Race (8 Laps)

Lap Lap Tm Diff Time of Day

(25) Andy Jones

1	-:--		15:18:46.580
2	2:09.203	+0.056	15:20:55.783
3	2:09.147	-	15:23:04.930
4	2:09.269	+0.122	15:25:14.199
5	2:10.717	+1.570	15:27:24.916
6	2:15.811	+6.664	15:29:40.727
7	2:13.991	+4.844	15:31:54.718
8	2:09.363	+0.216	15:34:04.081

(17) Alastair Bayley

1	-:--		15:18:47.845
2	2:11.511	+0.857	15:20:59.356
3	2:10.674	+0.020	15:23:10.030
4	2:10.654	-	15:25:20.684
5	2:13.065	+2.411	15:27:33.749
6	2:14.608	+3.954	15:29:48.357
7	2:13.330	+2.676	15:32:01.687
8	2:11.421	+0.767	15:34:13.108

(42) Steve Hill

1	-:--		15:18:47.336
2	2:12.061	+2.175	15:20:59.397
3	2:09.886	-	15:23:09.283
4	2:10.179	+0.293	15:25:19.462
5	2:10.778	+0.892	15:27:30.240
6	2:12.923	+3.037	15:29:43.163
7	2:13.826	+3.940	15:31:56.989
8	2:16.675	+6.789	15:34:13.664

(22) Adrian Teasdale

1	-:--		15:18:48.922
2	2:12.007	+1.006	15:21:00.929
3	2:11.001	-	15:23:11.930
4	2:11.288	+0.287	15:25:23.218
5	2:11.264	+0.263	15:27:34.482
6	2:14.528	+3.527	15:29:49.010
7	2:13.569	+2.568	15:32:02.579
8	2:11.466	+0.465	15:34:14.045

(169) Mike Dorey

1	-:--		15:18:52.855
2	2:14.909	+4.270	15:21:07.764
3	2:13.448	+2.809	15:23:21.212
4	2:12.296	+1.657	15:25:33.508
5	2:11.302	+0.663	15:27:44.810
6	2:12.767	+2.128	15:29:57.577
7	2:11.687	+1.048	15:32:09.264
8	2:10.639	-	15:34:19.903

(18) Tim Kermode

1	-:--		15:18:49.668
2	2:11.745	-	15:21:01.413
3	2:13.454	+1.709	15:23:14.867
4	2:11.786	+0.041	15:25:26.653
5	2:14.891	+3.146	15:27:41.544
6	2:16.024	+4.279	15:29:57.568
7	2:17.160	+5.415	15:32:14.728
8	2:20.199	+8.454	15:34:34.927

(199) Steve Ferguson

1	-:--		15:18:59.509
2	2:17.884	+2.690	15:21:17.393
3	2:17.171	+1.977	15:23:34.564
4	2:15.194	-	15:25:49.758

Lap Lap Tm Diff Time of Day

5	2:17.814	+2.620	15:28:07.572
6	2:17.172	+1.978	15:30:24.744
7	2:19.750	+4.556	15:32:44.494
8	2:18.720	+3.526	15:35:03.214

(19) Simon Noon

1	-:--		15:18:59.808
2	2:18.288	+3.496	15:21:18.096
3	2:16.864	+2.072	15:23:34.960
4	2:15.219	+0.427	15:25:50.179
5	2:18.374	+3.582	15:28:08.553
6	2:14.792	-	15:30:23.345
7	2:19.151	+4.359	15:32:42.496
8	2:20.959	+6.167	15:35:03.455

(28) Nathan Edwards

1	-:--		15:18:54.990
2	2:18.722	+0.339	15:21:13.712
3	2:20.049	+1.666	15:23:33.761
4	2:18.871	+0.488	15:25:52.632
5	2:18.383	-	15:28:11.015
6	2:19.698	+1.315	15:30:30.713
7	2:22.869	+4.486	15:32:53.582
8	2:19.704	+1.321	15:35:13.286

(4) Harry Disley

1	-:--		15:18:56.988
2	2:19.667	+1.665	15:21:16.655
3	2:18.002	-	15:23:34.657
4	2:19.273	+1.271	15:25:53.930
5	2:19.551	+1.549	15:28:13.481
6	2:25.416	+7.414	15:30:38.897
7	2:28.908	+10.906	15:33:07.805
8	2:25.591	+7.589	15:35:33.396

(9) Alan Newbold

1	-:--		15:18:55.322
2	2:15.873	-	15:21:11.195
3	2:17.910	+2.037	15:23:29.105
4	2:19.638	+3.765	15:25:48.743
5	2:21.768	+5.895	15:28:10.511
6	2:27.514	+11.641	15:30:38.025
7	2:32.231	+16.358	15:33:10.256
8	2:32.848	+16.975	15:35:43.104

(43) Richard Owen

1	-:--		15:19:02.167
2	2:26.059	-	15:21:28.226
3	2:28.021	+1.962	15:23:56.247
4	2:27.117	+1.058	15:26:23.364
5	2:26.324	+0.265	15:28:49.688
6	2:27.521	+1.462	15:31:17.209
7	2:29.235	+3.176	15:33:46.444
8	2:28.758	+2.699	15:36:15.202

(170) Richard Dorey

1	-:--		15:19:16.546
2	2:35.085	+3.850	15:21:51.631
3	2:32.011	+0.776	15:24:23.642
4	2:31.235	-	15:26:54.877
5	2:37.355	+6.120	15:29:32.232
6	2:37.766	+6.531	15:32:09.998
7	2:34.927	+3.692	15:34:44.925

(27) Martin Lewis

1	-:--		15:19:15.962
---	------	--	--------------

Lap Lap Tm Diff Time of Day

2	2:36.535	+1.021	15:21:52.497
3	2:36.416	+0.902	15:24:28.913
4	2:35.514	-	15:27:04.427
5	2:37.341	+1.827	15:29:41.768
6	2:42.293	+6.779	15:32:24.061
7	2:42.308	+6.794	15:35:06.369

(35) David Taylor

1	-:--		15:19:19.824
2	2:39.425	+2.513	15:21:59.249
3	2:37.322	+0.410	15:24:36.571
4	2:36.912	-	15:27:13.483
5	2:40.080	+3.168	15:29:53.563
6	2:41.574	+4.662	15:32:35.137
7	2:37.458	+0.546	15:35:12.595

(75) Richard Yates

1	-:--		15:19:20.147
2	2:40.244	+3.722	15:22:00.391
3	2:36.522	-	15:24:36.913
4	2:37.063	+0.541	15:27:13.976
5	2:39.204	+2.682	15:29:53.180
6	2:41.269	+4.747	15:32:34.449
7	2:42.243	+5.721	15:35:16.692

(163) Gordon Beckett

1	-:--		15:19:24.536
2	2:42.550	+0.627	15:22:07.086
3	2:41.923	-	15:24:49.009
4	2:42.620	+0.697	15:27:31.629
5	2:50.253	+8.330	15:30:21.882
6	2:56.898	+14.975	15:33:18.780
7	2:52.290	+10.367	15:36:11.070

(145) Freddy Dunn

1	-:--		15:19:19.412
2	2:49.352	+3.520	15:22:08.764
3	2:45.832	-	15:24:54.596
4	2:46.270	+0.438	15:27:40.866
5	2:46.653	+0.821	15:30:27.519
6	2:50.410	+4.578	15:33:17.929
7	2:53.186	+7.354	15:36:11.115

(23) Christopher Morley

1	-:--		15:18:57.633
2	2:18.302	+1.799	15:21:15.935
3	2:16.997	+0.494	15:23:32.932
4	2:16.835	+0.332	15:25:49.767
5	2:19.390	+2.887	15:28:09.157
6	2:16.503	-	15:30:25.660

(29) Alan Armour

1	-:--		15:19:01.498
2	2:17.385	+0.191	15:21:18.883
3	2:17.194	-	15:23:36.077
4	2:18.374	+1.180	15:25:54.451
5	2:20.207	+3.013	15:28:14.658

(22) Mike Hose

1	-:--		15:19:14.531
2	2:32.968	+2.411	15:21:47.499
3	2:30.557	-	15:24:18.056
4	2:35.269	+4.712	15:26:53.325

(12) Garry Cartwright

1	-:--		15:19:08.309
---	------	--	--------------

SS400 & Twins

Oulton International 2.692 Miles

Race 7

21/07/2007 15:16

Race (8 Laps)

Lap	Lap Tm	Diff	Time of Day
2	<u>2:33.863</u>	-	15:21:42.172

Lap	Lap Tm	Diff	Time of Day
-----	--------	------	-------------

Lap	Lap Tm	Diff	Time of Day
-----	--------	------	-------------


SS400 & Twins

Oulton International 2.692 Miles

Race 7

21/07/2007 15:16

Race (8 Laps)



Competitors	Laps							
	1	2	3	4	5	6	7	8
Andy Jones (25)	1	25	25	25	25	25	25	25
Steve Hill (42)	2	42	17	42	42	42	42	17
Alastair Bayley (17)	3	17	42	17	17	17	17	42
Adrian Teasdale (22)	4	22	22	22	22	22	22	22
Tim Kermod (18)	5	18	18	18	18	18	169	169
Mike Dorey (169)	6	169	169	169	169	169	18	18
Nathan Edwards (28)	7	28	9	9	9	199	19	199
Alan Newbold (9)	8	9	28	23	199	19	199	19
Harry Disley (4)	9	4	23	28	23	23	28	28
Christopher Morley (23)	10	23	4	199	19	9	28	4
Steve Ferguson (199)	11	199	199	4	28	28	9	9
Simon Noon (19)	12	19	19	19	4	4	4	43
Alan Armour (29)	13	29	29	29	29	29	43	170
Richard Owen (43)	14	43	43	43	43	43	170	27
Garry Cartwright (12)	15	12	12	22	22	170	27	35
Mike Hose (22)	16	22	22	170	170	27	75	75
Martin Lewis (27)	17	27	170	27	27	75	35	163
Richard Dorey (170)	18	170	27	35	35	35	145	145
Freddy Dunn (145)	19	145	35	75	75	163	163	
David Taylor (35)	20	35	75	163	163	145		
Richard Yates (75)	21	75	163	145	145			
Gordon Beckett (163)	22	163	145					

SS600 & Steel Framed

Oulton International 2.692 Miles

Race 8

21/07/2007 16:18

Race (5 Laps)

Pos	No.	Class	Name	Make	Engine	Laps	Total Tm	Avg. Speed	Diff	Gap	Best Tm	Best Spd	In Lap
Steel Frame 600cc													
1	236	Steel Fram	Mathew Adams	Honda	600	5	10:57.645	73.681	-	-	2:08.459	75.442	4
2	74	Steel Fram	Adam Ramsay	Honda	600	5	11:27.031	70.530	+29.386	+29.386	2:11.926	73.459	5
3	13	Steel Fram	Gordon Draper	Honda	600	5	11:43.174	68.910	+45.529	+16.143	2:15.828	71.349	5
4	25	Steel Fram	Dominic Fenton	Honda	600	5	11:44.339	68.796	+46.694	+1.165	2:15.888	71.318	5
5	61	Steel Fram	Simon Robins	Honda	600	5	11:48.718	68.371	+51.073	+4.379	2:18.580	69.932	4
6	44	Steel Fram	William Alcock	Honda	600	5	11:52.177	68.039	+54.532	+3.459	2:18.999	69.721	4
7	38	Steel Fram	Ian Carson	Honda	600	4	10:21.319	62.391	1 Lap	1 Lap	2:31.638	63.910	2
8	20	Steel Fram	Jamie Devine	Honda	600	3	7:02.211	68.860	2 Laps	1 Lap	2:18.277	70.085	2
DNS	60	Steel Fram	Gary Blundell	Honda	600	0	----	-	-	-	----	-	0

Supersport 600													
Pos	No.	Class	Name	Make	Engine	Laps	Total Tm	Avg. Speed	Diff	Gap	Best Tm	Best Spd	In Lap
1	35	Supersport	Kiaran Hankin	Honda	600	5	10:01.994	80.492	-	-	1:57.997	82.131	5
2	34	Supersport	Christopher Mort	Honda	600	5	10:03.785	80.254	+1.791	+1.791	1:59.363	81.191	3
3	10	Supersport	David Bath	Honda	600	5	10:14.909	78.802	+12.915	+11.124	2:00.331	80.538	4
4	16	Supersport	Mark Cheetham	Yamaha	600	5	10:21.960	77.909	+19.966	+7.051	2:02.695	78.986	2
5	2	Supersport	Stanley Gamble	Honda	600	5	10:35.029	76.305	+33.035	+13.069	2:04.313	77.958	5
6	18	Supersport	Dylan Wright	Honda	600	5	10:42.261	75.446	+40.267	+7.232	2:06.664	76.511	3
7	54	Supersport	William Davidson	Honda	600	5	10:44.377	75.198	+42.383	+2.116	2:06.744	76.463	2
8	166	Supersport	Richard Ashworth	Honda	600	5	10:54.353	74.052	+52.359	+9.976	2:05.450	77.251	5
9	50	Supersport	Steven Jones	Kawasaki	600	5	10:55.398	73.934	+53.404	+1.045	2:07.026	76.293	4
10	22	Supersport	Jim Hodson	Honda	600	5	10:58.168	73.623	+56.174	+2.770	2:07.953	75.740	5
11	85	Supersport	Adrian Hodson	Honda	600	5	10:58.435	73.593	+56.441	+0.267	2:05.249	77.375	5
12	80	Supersport	Billy Mellor	Suzuki	600	5	11:13.079	71.992	+1:11.085	+14.644	2:11.936	73.454	4
13	23	Supersport	Graeme Winstanley	Honda	600	5	11:22.849	70.962	+1:20.855	+9.770	2:12.216	73.298	4
14	26	Supersport	Alun Walley	Yamaha	600	5	11:33.672	69.854	+1:31.678	+10.823	2:13.919	72.366	5
15	33	Supersport	Sam Bonney	Honda	600	5	11:33.977	69.824	+1:31.983	+0.305	2:13.898	72.377	4
16	136	Supersport	David Taylor	Suzuki	600	5	11:52.914	67.969	+1:50.920	+18.937	2:19.010	69.716	5
17	76	Supersport	Peter Whiteside	Honda	600	4	8:13.276	78.586	1 Lap	1 Lap	2:00.870	80.179	4
18	32	Supersport	Robin Johnson	Honda	600	3	8:17.115	58.485	2 Laps	1 Lap	2:36.014	62.118	2
19	5	Supersport	Victoria Grimmer	Suzuki	600	1	3:10.347	50.913	4 Laps	2 Laps	----	-	1
DNF	57	Supersport	Maria Costello	Honda	600	0	----	-	-	-	----	-	0
DNS	14	Supersport	Tim Poole	Triumph	675	0	----	-	-	-	----	-	0
DNS	4	Supersport	Mark Disley	Honda	600	0	----	-	-	-	----	-	0
DNS	611	Supersport	Darryl McGeown	Yamaha	600	0	----	-	-	-	----	-	0
DNS	9	Supersport	Alan Newbold	Suzuki	600	0	----	-	-	-	----	-	0
DNS	118	Supersport	David Thomassom	Honda	600	0	----	-	-	-	----	-	0

Margin of Victory	Avg. Speed	Best Lap Tm	Best Spd	Best Lap by
+1.791	80.492	1:57.997	82.131	[35] Kiaran Hankin

Nantwich & D.M.C & Cheshire M.C.R.R.C

SS600 & Steel Framed

Oulton International 2.692 Miles

Race 8

21/07/2007 16:18

Race (5 Laps)

Lap	Lap Tm	Diff	Time of Day
(35) Kiaran Hankin			
1	-:--		16:20:45.008
2	2:00.023	+2.026	16:22:45.031
3	1:59.740	+1.743	16:24:44.771
4	1:59.669	+1.672	16:26:44.440
5	1:57.997	-	16:28:42.437
(34) Christopher Mort			
1	-:--		16:20:46.073
2	1:59.825	+0.462	16:22:45.898
3	1:59.363	-	16:24:45.261
4	1:59.455	+0.092	16:26:44.716
5	1:59.512	+0.149	16:28:44.228
(10) David Bath			
1	-:--		16:20:50.134
2	2:01.214	+0.883	16:22:51.348
3	2:01.329	+0.998	16:24:52.677
4	2:00.331	-	16:26:53.008
5	2:02.344	+2.013	16:28:55.352
(16) Mark Cheetham			
1	-:--		16:20:48.010
2	2:02.695	-	16:22:50.705
3	2:03.442	+0.747	16:24:54.147
4	2:02.728	+0.033	16:26:56.875
5	2:05.528	+2.833	16:29:02.403
(2) Stanley Gamble			
1	-:--		16:20:56.401
2	2:05.255	+0.942	16:23:01.656
3	2:04.897	+0.584	16:25:06.553
4	2:04.606	+0.293	16:27:11.159
5	2:04.313	-	16:29:15.472
(18) Dylan Wright			
1	-:--		16:20:53.342
2	2:06.826	+0.162	16:23:00.168
3	2:06.664	-	16:25:06.832
4	2:08.155	+1.491	16:27:14.987
5	2:07.717	+1.053	16:29:22.704
(54) William Davidson			
1	-:--		16:20:56.157
2	2:06.744	-	16:23:02.901
3	2:07.103	+0.359	16:25:10.004
4	2:07.023	+0.279	16:27:17.027
5	2:07.793	+1.049	16:29:24.820
(166) Richard Ashworth			
1	-:--		16:21:03.977
2	2:09.340	+3.890	16:23:13.317
3	2:07.764	+2.314	16:25:21.081
4	2:08.265	+2.815	16:27:29.346
5	2:05.450	-	16:29:34.796
(50) Steven Jones			
1	-:--		16:20:58.256
2	2:11.545	+4.519	16:23:09.801
3	2:08.428	+1.402	16:25:18.229
4	2:07.026	-	16:27:25.255
5	2:10.586	+3.560	16:29:35.841
(236) Mathew Adams			
1	-:--		16:20:58.916

Lap	Lap Tm	Diff	Time of Day
2	2:11.327	+2.868	16:23:10.243
3	2:10.128	+1.669	16:25:20.371
4	2:08.459	-	16:27:28.830
5	2:09.258	+0.799	16:29:38.088
(22) Jim Hodson			
1	-:--		16:21:03.685
2	2:09.349	+1.396	16:23:13.034
3	2:08.268	+0.315	16:25:21.302
4	2:09.356	+1.403	16:27:30.658
5	2:07.953	-	16:29:38.611
(85) Adrian Hodson			
1	-:--		16:21:04.950
2	2:10.799	+5.550	16:23:15.749
3	2:10.309	+5.060	16:25:26.058
4	2:07.571	+2.322	16:27:33.629
5	2:05.249	-	16:29:38.878
(80) Billy Mellor			
1	-:--		16:21:01.162
2	2:14.014	+2.078	16:23:15.176
3	2:13.618	+1.682	16:25:28.794
4	2:11.936	-	16:27:40.730
5	2:12.792	+0.856	16:29:53.522
(23) Graeme Winstanley			
1	-:--		16:21:04.843
2	2:15.593	+3.377	16:23:20.436
3	2:14.063	+1.847	16:25:34.499
4	2:12.216	-	16:27:46.715
5	2:16.577	+4.361	16:30:03.292
(74) Adam Ramsay			
1	-:--		16:21:11.377
2	2:16.667	+4.741	16:23:28.044
3	2:14.947	+3.021	16:25:42.991
4	2:12.557	+0.631	16:27:55.548
5	2:11.926	-	16:30:07.474
(26) Alun Walley			
1	-:--		16:21:08.910
2	2:18.087	+4.168	16:23:26.997
3	2:16.788	+2.869	16:25:43.785
4	2:16.411	+2.492	16:28:00.196
5	2:13.919	-	16:30:14.115
(33) Sam Bonney			
1	-:--		16:21:12.413
2	2:18.949	+5.051	16:23:31.362
3	2:15.171	+1.273	16:25:46.533
4	2:13.898	-	16:28:00.431
5	2:13.989	+0.091	16:30:14.420
(13) Gordon Draper			
1	-:--		16:21:13.930
2	2:18.088	+2.260	16:23:32.018
3	2:18.296	+2.468	16:25:50.314
4	2:17.475	+1.647	16:28:07.789
5	2:15.828	-	16:30:23.617
(25) Dominic Fenton			
1	-:--		16:21:10.705
2	2:19.228	+3.340	16:23:29.933
3	2:20.853	+4.965	16:25:50.786
4	2:18.108	+2.220	16:28:08.894

Lap	Lap Tm	Diff	Time of Day
5	2:15.888	-	16:30:24.782
(61) Simon Robins			
1	-:--		16:21:11.059
2	2:19.588	+1.008	16:23:30.647
3	2:18.965	+0.385	16:25:49.612
4	2:18.580	-	16:28:08.192
5	2:20.969	+2.389	16:30:29.161
(44) William Alcock			
1	-:--		16:21:12.389
2	2:20.455	+1.456	16:23:32.844
3	2:20.473	+1.474	16:25:53.317
4	2:18.999	-	16:28:12.316
5	2:20.304	+1.305	16:30:32.620
(136) David Taylor			
1	-:--		16:21:15.712
2	2:20.026	+1.016	16:23:35.738
3	2:19.502	+0.492	16:25:55.240
4	2:19.107	+0.097	16:28:14.347
5	2:19.010	-	16:30:33.357
(76) Peter Whiteside			
1	-:--		16:20:48.484
2	2:02.347	+1.477	16:22:50.831
3	2:02.018	+1.148	16:24:52.849
4	2:00.870	-	16:26:53.719
(38) Ian Carson			
1	-:--		16:21:25.646
2	2:31.638	-	16:23:57.284
3	2:32.781	+1.143	16:26:30.065
4	2:31.697	+0.059	16:29:01.762
(20) Jamie Devine			
1	-:--		16:21:04.477
2	2:18.277	-	16:23:22.754
3	2:19.900	+1.623	16:25:42.654
(32) Robin Johnson			
1	-:--		16:21:24.937
2	2:36.014	-	16:24:00.951
p3	2:56.607	+20.593	16:26:57.558
(5) Victoria Grimmer			
p1	-:--		16:21:50.790

SS600 & Steel Framed

Oulton International 2.692 Miles

Race 8

21/07/2007 16:18

Race (5 Laps)

	2	3	4	5
	35	35	35	35
34	34	34	34	34
16	16	10	10	10
76	76	76	76	16
10	10	16	16	2
18	18	2	2	18
54	2	18	18	54
2	54	54	54	166
50	50	50	50	50
236	236	236	236	236
80	22	166	166	22
22	166	22	22	85
166	80	85	85	80
20	85	80	80	23
23	23	23	23	74
85	20	20	74	26
26	26	74	26	33
25	74	26	33	13
61	25	33	13	25
74	61	61	61	61
44	33	13	25	44
33	13	25	44	136
13	44	44	136	
136	136	136	38	
32	38	38		
38	32	32		
5				