

**Nantwich &
District Motor Club
&
Cheshire M.C.R.R.C**

Oulton Park

31st May 2008



Results Provided by Saturn Timing Ltd

GP 125, GP 250 & SS400

Oulton International 2.692 Miles

Timed Practice

31/05/2008 08:45

Qualify (10:00 Time)

| Pos | No. | Class | Name | Make | Engine | Best Tm | Diff | Gap | Best Spd | In Lap | 2nd Best | 2nd Spd | 2nd Lap |
|-----|-----|---------------|--------------------|----------|--------|----------|---------|--------|----------|--------|----------|---------|---------|
| 1 | 99 | 125 GP | James Lodge | Honda | 125 | 1:51.529 | - | - | 86.894 | 6 | 1:52.981 | 85.777 | 4 |
| 2 | 6 | 125 GP | Niall Waddell | Honda | 125 | 1:55.771 | +4.242 | +4.242 | 83.710 | 5 | 1:57.560 | 82.436 | 3 |
| 3 | 1 | 125 GP | Bryn Owen | Honda | 125 | 1:55.981 | +4.452 | +0.210 | 83.559 | 3 | 1:58.499 | 81.783 | 2 |
| 4 | 14 | Supersport 4C | Tim Kermod | Kawasaki | 400 | 1:56.878 | +5.349 | +0.897 | 82.917 | 5 | 1:57.482 | 82.491 | 3 |
| 5 | 31 | 250 GP | Paul Brandon | Honda | 250 | 1:57.536 | +6.007 | +0.658 | 82.453 | 5 | 1:57.682 | 82.351 | 3 |
| 6 | 19 | Supersport 4C | Adam Larkin | Kawasaki | 400 | 1:57.755 | +6.226 | +0.219 | 82.300 | 3 | 1:58.787 | 81.585 | 2 |
| 7 | 122 | Supersport 4C | Andrew Whitehead | Kawasaki | 400 | 1:58.449 | +6.920 | +0.694 | 81.817 | 5 | 1:58.659 | 81.673 | 4 |
| 8 | 16 | Supersport 4C | Christopher Morley | Honda | 400 | 2:01.501 | +9.972 | +3.052 | 79.762 | 5 | 2:01.530 | 79.743 | 3 |
| 9 | 22 | 250 GP | Colin Wilcock | Yamaha | 250 | 2:01.839 | +10.310 | +0.338 | 79.541 | 4 | 2:01.894 | 79.505 | 5 |
| 10 | 5 | 250 GP | Scott MacFarlane | Honda | 250 | 2:03.619 | +12.090 | +1.780 | 78.396 | 5 | 2:05.637 | 77.137 | 4 |
| 11 | 44 | 125 GP | Darren Jones | Honda | 125 | 2:04.231 | +12.702 | +0.612 | 78.010 | 5 | 2:04.961 | 77.554 | 4 |
| 12 | 431 | Supersport 4C | Carl Hooper | Honda | 400 | 2:04.454 | +12.925 | +0.223 | 77.870 | 2 | 2:04.893 | 77.596 | 3 |
| 13 | 70 | Supersport 4C | Andrew Dumbill | Kawasaki | 400 | 2:05.117 | +13.588 | +0.663 | 77.457 | 4 | 2:05.397 | 77.284 | 5 |
| 14 | 17 | Supersport 4C | Nathan Edwards | Honda | 400 | 2:05.613 | +14.084 | +0.496 | 77.151 | 5 | 2:06.860 | 76.393 | 4 |
| 15 | 23 | 125 GP | Bradley Kitchen | Honda | 125 | 2:07.939 | +16.410 | +2.326 | 75.749 | 5 | 2:10.137 | 74.469 | 4 |
| 16 | 69 | 125 GP | Jamie Harris | Honda | 125 | 2:08.917 | +17.388 | +0.978 | 75.174 | 4 | 2:09.496 | 74.838 | 3 |
| 17 | 15 | Supersport 4C | Richard Rowe | Honda | 400 | 2:10.479 | +18.950 | +1.562 | 74.274 | 5 | 2:11.861 | 73.496 | 4 |
| 18 | 20 | Supersport 4C | Simon Napier | Honda | 400 | 2:10.664 | +19.135 | +0.185 | 74.169 | 5 | 2:11.807 | 73.526 | 4 |
| 19 | 63 | 250 GP | Dave Murphy | Yamaha | 250 | 2:12.294 | +20.765 | +1.630 | 73.255 | 5 | 2:15.001 | 71.786 | 4 |
| 20 | 170 | Supersport 4C | Richard Dorey | Honda | 400 | 2:13.255 | +21.726 | +0.961 | 72.727 | 5 | 2:15.789 | 71.370 | 4 |
| 21 | 24 | 125 GP | Martin Darren | Honda | 125 | 2:15.203 | +23.674 | +1.948 | 71.679 | 5 | 2:16.226 | 71.141 | 4 |
| 22 | 8 | Supersport 4C | Daniel Lloyd | Kawasaki | 400 | 2:16.809 | +25.280 | +1.606 | 70.837 | 4 | 2:19.039 | 69.701 | 3 |
| 23 | 52 | Supersport 4C | Lee Davies | Honda | 400 | 2:22.601 | +31.072 | +5.792 | 67.960 | 3 | 2:31.497 | 63.970 | 2 |
| 24 | 3 | 125 GP | Joshua Jones | Honda | 125 | 2:31.835 | +40.306 | +9.234 | 63.827 | 2 | ---- | - | 1 |
| 25 | 4 | 125 GP | Kimberley Rose | Honda | 125 | 2:34.554 | +43.025 | +2.719 | 62.704 | 4 | 2:37.159 | 61.665 | 3 |
| 26 | 25 | 250 GP | David Wright | Yamaha | 250 | ---- | - | - | - | 0 | ---- | - | 0 |

Nantwich & D.M.C & Cheshire M.C.R.R.C

GP 125, GP 250 & SS400

Oulton International 2.692 Miles

Timed Practice

31/05/2008 08:45

Qualify (10:00 Time)

| Lap | Lap Tm | Diff | Time of Day |
|-------------------------|-----------------|--------|-------------|
| (99) James Lodge | | | |
| 1 | -:-- | | 8:52:59.549 |
| 2 | 1:55.252 | +3.723 | 8:54:54.801 |
| 3 | 1:53.585 | +2.056 | 8:56:48.386 |
| 4 | 1:52.981 | +1.452 | 8:58:41.367 |
| 5 | 1:53.218 | +1.689 | 9:00:34.585 |
| 6 | 1:51.529 | - | 9:02:26.114 |

| Lap | Lap Tm | Diff | Time of Day |
|--------------------------|-----------------|--------|-------------|
| (6) Niall Waddell | | | |
| 1 | -:-- | | 8:53:10.012 |
| 2 | 1:58.615 | +2.844 | 8:55:08.627 |
| 3 | 1:57.560 | +1.789 | 8:57:06.187 |
| 4 | 1:58.788 | +3.017 | 8:59:04.975 |
| 5 | 1:55.771 | - | 9:01:00.746 |

| Lap | Lap Tm | Diff | Time of Day |
|----------------------|-----------------|--------|-------------|
| (1) Bryn Owen | | | |
| 1 | -:-- | | 8:53:05.096 |
| 2 | 1:58.499 | +2.518 | 8:55:03.595 |
| 3 | 1:55.981 | - | 8:56:59.576 |

| Lap | Lap Tm | Diff | Time of Day |
|-------------------------|-----------------|--------|-------------|
| (14) Tim Kermode | | | |
| 1 | -:-- | | 8:53:05.245 |
| 2 | 1:58.607 | +1.729 | 8:55:03.852 |
| 3 | 1:57.482 | +0.604 | 8:57:01.334 |
| 4 | 2:00.759 | +3.881 | 8:59:02.093 |
| 5 | 1:56.878 | - | 9:00:58.971 |

| Lap | Lap Tm | Diff | Time of Day |
|--------------------------|-----------------|--------|-------------|
| (31) Paul Brandon | | | |
| 1 | -:-- | | 8:53:27.361 |
| 2 | 2:02.076 | +4.540 | 8:55:29.437 |
| 3 | 1:57.682 | +0.146 | 8:57:27.119 |
| 4 | 1:59.709 | +2.173 | 8:59:26.828 |
| 5 | 1:57.536 | - | 9:01:24.364 |

| Lap | Lap Tm | Diff | Time of Day |
|-------------------------|-----------------|--------|-------------|
| (19) Adam Larkin | | | |
| 1 | -:-- | | 8:53:04.424 |
| 2 | 1:58.787 | +1.032 | 8:55:03.211 |
| 3 | 1:57.755 | - | 8:57:00.966 |
| 4 | 2:00.914 | +3.159 | 8:59:01.880 |

| Lap | Lap Tm | Diff | Time of Day |
|-------------------------------|-----------------|--------|-------------|
| (122) Andrew Whitehead | | | |
| 1 | -:-- | | 8:53:29.221 |
| 2 | 2:04.234 | +5.785 | 8:55:33.455 |
| 3 | 1:59.506 | +1.057 | 8:57:32.961 |
| 4 | 1:58.659 | +0.210 | 8:59:31.620 |
| 5 | 1:58.449 | - | 9:01:30.069 |

| Lap | Lap Tm | Diff | Time of Day |
|--------------------------------|-----------------|--------|-------------|
| (16) Christopher Morley | | | |
| 1 | -:-- | | 8:53:13.618 |
| 2 | 2:03.546 | +2.045 | 8:55:17.164 |
| 3 | 2:01.530 | +0.029 | 8:57:18.694 |
| 4 | 2:01.701 | +0.200 | 8:59:20.395 |
| 5 | 2:01.501 | - | 9:01:21.896 |

| Lap | Lap Tm | Diff | Time of Day |
|---------------------------|-----------------|---------|-------------|
| (22) Colin Wilcock | | | |
| 1 | -:-- | | 8:53:52.401 |
| 2 | 2:14.927 | +13.088 | 8:56:07.328 |
| 3 | 2:06.066 | +4.227 | 8:58:13.394 |
| 4 | 2:01.839 | - | 9:00:15.233 |
| 5 | 2:01.894 | +0.055 | 9:02:17.127 |

| Lap | Lap Tm | Diff | Time of Day |
|-----------------------------|-----------------|--------|-------------|
| (5) Scott MacFarlane | | | |
| 1 | -:-- | | 8:53:32.762 |
| 2 | 2:05.946 | +2.327 | 8:55:38.708 |
| 3 | 2:07.581 | +3.962 | 8:57:46.289 |

| Lap | Lap Tm | Diff | Time of Day |
|-----|-----------------|--------|-------------|
| 4 | 2:05.637 | +2.018 | 8:59:51.926 |
| 5 | 2:03.619 | - | 9:01:55.545 |

| Lap | Lap Tm | Diff | Time of Day |
|--------------------------|-----------------|--------|-------------|
| (44) Darren Jones | | | |
| 1 | -:-- | | 8:53:15.968 |
| 2 | 2:05.830 | +1.599 | 8:55:21.798 |
| 3 | 2:05.045 | +0.814 | 8:57:26.843 |
| 4 | 2:04.961 | +0.730 | 8:59:31.804 |
| 5 | 2:04.231 | - | 9:01:36.035 |

| Lap | Lap Tm | Diff | Time of Day |
|--------------------------|-----------------|--------|-------------|
| (431) Carl Hooper | | | |
| 1 | -:-- | | 8:53:10.924 |
| 2 | 2:04.454 | - | 8:55:15.378 |
| 3 | 2:04.893 | +0.439 | 8:57:20.271 |
| 4 | 2:08.017 | +3.563 | 8:59:28.288 |
| 5 | 2:05.466 | +1.012 | 9:01:33.754 |

| Lap | Lap Tm | Diff | Time of Day |
|----------------------------|-----------------|--------|-------------|
| (70) Andrew Dumbill | | | |
| 1 | -:-- | | 8:53:45.229 |
| 2 | 2:10.461 | +5.344 | 8:55:55.690 |
| 3 | 2:06.088 | +0.971 | 8:58:01.778 |
| 4 | 2:05.117 | - | 9:00:06.895 |
| 5 | 2:05.397 | +0.280 | 9:02:12.292 |

| Lap | Lap Tm | Diff | Time of Day |
|----------------------------|-----------------|--------|-------------|
| (17) Nathan Edwards | | | |
| 1 | -:-- | | 8:53:22.483 |
| 2 | 2:12.717 | +7.104 | 8:55:35.200 |
| 3 | 2:10.914 | +5.301 | 8:57:46.114 |
| 4 | 2:06.860 | +1.247 | 8:59:52.974 |
| 5 | 2:05.613 | - | 9:01:58.587 |

| Lap | Lap Tm | Diff | Time of Day |
|-----------------------------|-----------------|--------|-------------|
| (23) Bradley Kitchen | | | |
| 1 | -:-- | | 8:53:23.290 |
| 2 | 2:11.721 | +3.782 | 8:55:35.011 |
| 3 | 2:10.854 | +2.915 | 8:57:45.865 |
| 4 | 2:10.137 | +2.198 | 8:59:56.002 |
| 5 | 2:07.939 | - | 9:02:03.941 |

| Lap | Lap Tm | Diff | Time of Day |
|--------------------------|-----------------|---------|-------------|
| (69) Jamie Harris | | | |
| 1 | -:-- | | 8:53:32.583 |
| 2 | 2:15.984 | +7.067 | 8:55:48.567 |
| 3 | 2:09.496 | +0.579 | 8:57:58.063 |
| 4 | 2:08.917 | - | 9:00:06.980 |
| 5 | 2:22.444 | +13.527 | 9:02:29.424 |

| Lap | Lap Tm | Diff | Time of Day |
|--------------------------|-----------------|--------|-------------|
| (15) Richard Rowe | | | |
| 1 | -:-- | | 8:53:46.812 |
| 2 | 2:17.584 | +7.105 | 8:56:04.396 |
| 3 | 2:13.395 | +2.916 | 8:58:17.791 |
| 4 | 2:11.861 | +1.382 | 9:00:29.652 |
| 5 | 2:10.479 | - | 9:02:40.131 |

| Lap | Lap Tm | Diff | Time of Day |
|--------------------------|-----------------|--------|-------------|
| (20) Simon Napier | | | |
| 1 | -:-- | | 8:53:29.097 |
| 2 | 2:17.877 | +7.213 | 8:55:46.974 |
| 3 | 2:14.204 | +3.540 | 8:58:01.178 |
| 4 | 2:11.807 | +1.143 | 9:00:12.985 |
| 5 | 2:10.664 | - | 9:02:23.649 |

| Lap | Lap Tm | Diff | Time of Day |
|-------------------------|-----------------|---------|-------------|
| (63) Dave Murphy | | | |
| 1 | -:-- | | 8:53:47.244 |
| 2 | 2:23.650 | +11.356 | 8:56:10.894 |
| 3 | 2:15.146 | +2.852 | 8:58:26.040 |
| 4 | 2:15.001 | +2.707 | 9:00:41.041 |
| 5 | 2:12.294 | - | 9:02:53.335 |

| Lap | Lap Tm | Diff | Time of Day |
|----------------------------|-----------------|--------|-------------|
| (170) Richard Dorey | | | |
| 1 | -:-- | | 8:53:37.576 |
| 2 | 2:20.330 | +7.075 | 8:55:57.906 |
| 3 | 2:17.633 | +4.378 | 8:58:15.539 |
| 4 | 2:15.789 | +2.534 | 9:00:31.328 |
| 5 | 2:13.255 | - | 9:02:44.583 |

| Lap | Lap Tm | Diff | Time of Day |
|---------------------------|-----------------|--------|-------------|
| (24) Martin Darren | | | |
| 1 | -:-- | | 8:53:39.432 |
| 2 | 2:19.923 | +4.720 | 8:55:59.355 |
| 3 | 2:17.823 | +2.620 | 8:58:17.178 |
| 4 | 2:16.226 | +1.023 | 9:00:33.404 |
| 5 | 2:15.203 | - | 9:02:48.607 |

| Lap | Lap Tm | Diff | Time of Day |
|-------------------------|-----------------|---------|-------------|
| (8) Daniel Lloyd | | | |
| 1 | -:-- | | 8:53:47.300 |
| 2 | 2:28.493 | +11.684 | 8:56:15.793 |
| 3 | 2:19.039 | +2.230 | 8:58:34.832 |
| 4 | 2:16.809 | - | 9:00:51.641 |

| Lap | Lap Tm | Diff | Time of Day |
|------------------------|-----------------|---------|-------------|
| (52) Lee Davies | | | |
| 1 | -:-- | | 8:54:24.073 |
| 2 | 2:31.497 | +8.896 | 8:56:55.570 |
| 3 | 2:22.601 | - | 8:59:18.171 |
| 4 | 2:56.754 | +34.153 | 9:02:14.925 |

| Lap | Lap Tm | Diff | Time of Day |
|-------------------------|-----------------|------|-------------|
| (3) Joshua Jones | | | |
| 1 | -:-- | | 8:54:24.607 |
| 2 | 2:31.835 | - | 8:56:56.442 |

| Lap | Lap Tm | Diff | Time of Day |
|---------------------------|-----------------|--------|-------------|
| (4) Kimberley Rose | | | |
| 1 | -:-- | | 8:53:45.874 |
| 2 | 2:38.736 | +4.182 | 8:56:24.610 |
| 3 | 2:37.159 | +2.605 | 8:59:01.769 |
| 4 | 2:34.554 | - | 9:01:36.323 |



[2:22.601]
[52] Lee Davies

28
[2:10.479]
[15] Richard Rowe

24
[2:01.501]
[16] Christopher Morley

20

16
[2:15.203]
[24] Martin Darren

12
[1:55.981]
[1] Bryn Owen

8
[2:12.294]
[63] Dave Murphy

4

[2:16.809]
[8] Daniel Lloyd

27
[2:05.613]
[17] Nathan Edwards

23
[1:58.449]
[122] Andrew Whitehead

19

15
[2:08.917]
[69] Jamie Harris

11
[1:55.771]
[6] Niall Waddell

7
[2:03.619]
[5] Scott MacFarlane

3

[2:13.255]
[170] Richard Dorey

26
[2:05.117]
[70] Andrew Dumbill

22
[1:57.755]
[19] Adam Larkin

18
[2:34.554]
[4] Kimberley Rose

14
[2:07.939]
[23] Bradley Kitchen

10
[1:51.529]
[99] James Lodge

6
[2:01.839]
[22] Colin Wilcock

2

[2:10.664]
[20] Simon Napier

25
[2:04.454]
[431] Carl Hooper

21
[1:56.878]
[14] Tim Kermod

17
[2:31.835]
[3] Joshua Jones

13
[2:04.231]
[44] Darren Jones

9
[.-.-.-]
[25] David Wright

5
[1:57.536]
[31] Paul Brandon

1

7
6
5
4
3
2
1



Powerbike

Oulton International 2.692 Miles

Timed Practice - AMENDED

31/05/2008 09:03

Qualify (10:00 Time)

| Pos | No. | Class | Name | Make | Engine | Best Tm | Diff | Gap | Best Spd | In Lap | 2nd Best | 2nd Spd | 2nd Lap |
|-----|-----|-----------|---------------------|----------|--------|----------|---------|--------|----------|--------|----------|---------|---------|
| 1 | 21 | Powerbike | Peter Newell | Suzuki | 1000 | 1:46.862 | - | - | 90.689 | 4 | 1:48.625 | 89.217 | 3 |
| 2 | 15 | Powerbike | Christian Elkin | Honda | 600 | 1:47.657 | +0.795 | +0.795 | 90.019 | 2 | 3:33.523 | 45.387 | 3 |
| 3 | 12 | Powerbike | Tony Rainford | Yamaha | 1000 | 1:48.010 | +1.148 | +0.353 | 89.725 | 4 | 1:48.259 | 89.519 | 3 |
| 4 | 70 | Powerbike | Steven Titterington | Yamaha | 1000 | 1:48.263 | +1.401 | +0.253 | 89.515 | 4 | 1:48.504 | 89.317 | 6 |
| 5 | 5 | Powerbike | Adrian Williams | Suzuki | 1000 | 1:48.397 | +1.535 | +0.134 | 89.405 | 5 | 1:48.700 | 89.155 | 6 |
| 6 | 10 | Powerbike | Jonathan Lodge | Yamaha | 600 | 1:48.738 | +1.876 | +0.341 | 89.124 | 6 | 1:48.846 | 89.036 | 4 |
| 7 | 65 | Powerbike | Angelo DeRosa | Yamaha | 1000 | 1:48.855 | +1.993 | +0.117 | 89.029 | 5 | 1:49.939 | 88.151 | 4 |
| 8 | 115 | Powerbike | Andy Gibson | Yamaha | 1000 | 1:49.259 | +2.397 | +0.404 | 88.699 | 6 | 1:49.659 | 88.376 | 4 |
| 9 | 11 | Powerbike | Wayne Griffiths | Honda | 600 | 1:49.536 | +2.674 | +0.277 | 88.475 | 4 | 1:49.808 | 88.256 | 3 |
| 10 | 101 | Powerbike | David Bath | Honda | 600 | 1:49.542 | +2.680 | +0.006 | 88.470 | 4 | 1:49.801 | 88.261 | 3 |
| 11 | 123 | Powerbike | Jason Pyper | Suzuki | 1000 | 1:50.584 | +3.722 | +1.042 | 87.637 | 3 | 1:51.145 | 87.194 | 4 |
| 12 | 140 | Powerbike | John Colling | Suzuki | 1000 | 1:50.604 | +3.742 | +0.020 | 87.621 | 4 | 1:51.636 | 86.811 | 5 |
| 13 | 42 | Powerbike | Steven Hill | Kawasaki | 1000 | 1:50.679 | +3.817 | +0.075 | 87.561 | 5 | 1:52.933 | 85.814 | 4 |
| 14 | 144 | Powerbike | Jonathan Lock | Suzuki | 1000 | 1:50.929 | +4.067 | +0.250 | 87.364 | 5 | 1:51.207 | 87.146 | 4 |
| 15 | 23 | Powerbike | Mark Woods | Ducati | 998 | 1:51.006 | +4.144 | +0.077 | 87.303 | 2 | 1:51.065 | 87.257 | 5 |
| 16 | 6 | Powerbike | Mathew Cox | Suzuki | 1000 | 1:51.320 | +4.458 | +0.314 | 87.057 | 5 | 1:52.912 | 85.830 | 4 |
| 17 | 33 | Powerbike | Chris Gibson | Yamaha | 1000 | 1:52.289 | +5.427 | +0.969 | 86.306 | 5 | 1:54.458 | 84.670 | 3 |
| 18 | 19 | Powerbike | Stephen Easton | Suzuki | 1000 | 1:52.818 | +5.956 | +0.529 | 85.901 | 5 | 1:53.349 | 85.499 | 4 |
| 19 | 22 | Powerbike | Scott Rourke | Suzuki | 1000 | 1:53.701 | +6.839 | +0.883 | 85.234 | 5 | 1:55.493 | 83.912 | 4 |
| 20 | 59 | Powerbike | Richard Ashworth | Yamaha | 1000 | 1:53.903 | +7.041 | +0.202 | 85.083 | 4 | 1:54.641 | 84.535 | 5 |
| 21 | 16 | Powerbike | Stephen Turner | Suzuki | 1000 | 1:54.003 | +7.141 | +0.100 | 85.008 | 5 | 1:55.701 | 83.761 | 4 |
| 22 | 114 | Powerbike | Josh Caygill | Yamaha | 600 | 1:54.086 | +7.224 | +0.083 | 84.946 | 5 | 1:55.796 | 83.692 | 4 |
| 23 | 9 | Powerbike | Mick Hancock | Suzuki | 1000 | 1:54.284 | +7.422 | +0.198 | 84.799 | 5 | 1:54.921 | 84.329 | 4 |
| 24 | 42 | Powerbike | Philip Ashworth | Yamaha | 1000 | 1:54.352 | +7.490 | +0.068 | 84.749 | 5 | 1:55.028 | 84.251 | 4 |
| 25 | 54 | Powerbike | William Davison | Honda | 600 | 1:54.413 | +7.551 | +0.061 | 84.704 | 6 | 1:54.799 | 84.419 | 4 |
| 26 | 3 | Powerbike | Peter Gunson | Honda | 1000 | 1:54.521 | +7.659 | +0.108 | 84.624 | 5 | 1:55.347 | 84.018 | 3 |
| 27 | 17 | Powerbike | Andrew Clark | Suzuki | 1000 | 1:55.401 | +8.539 | +0.880 | 83.978 | 5 | 1:59.519 | 81.085 | 4 |
| 28 | 8 | Powerbike | Andrew Cliffe | Suzuki | 1000 | 1:55.908 | +9.046 | +0.507 | 83.611 | 5 | 1:57.474 | 82.497 | 4 |
| 29 | 50 | Powerbike | Malcolm McKinney | Kawasaki | 1000 | 1:56.049 | +9.187 | +0.141 | 83.510 | 4 | 1:56.155 | 83.433 | 5 |
| 30 | 193 | Powerbike | Billy Hughes | Suzuki | 600 | 1:59.525 | +12.663 | +3.476 | 81.081 | 5 | 2:02.760 | 78.944 | 4 |
| 31 | 176 | Powerbike | Stephen McConnell | Yamaha | 600 | 1:59.888 | +13.026 | +0.363 | 80.835 | 4 | 2:00.431 | 80.471 | 5 |
| 32 | 25 | Powerbike | Dominic Fenton | Yamaha | 1000 | 2:00.297 | +13.435 | +0.409 | 80.561 | 4 | 2:00.865 | 80.182 | 5 |
| 33 | 51 | Powerbike | Luke Devanney | Honda | 600 | 2:03.638 | +16.776 | +3.341 | 78.384 | 2 | ---- | - | 1 |
| 34 | 20 | Powerbike | Michael Dearden | Suzuki | 1000 | 2:04.709 | +17.847 | +1.071 | 77.711 | 5 | 2:05.846 | 77.008 | 4 |
| 35 | 40 | Powerbike | Daz Cooper | Yamaha | 1000 | 2:06.811 | +19.949 | +2.102 | 76.422 | 2 | ---- | - | 1 |
| 36 | 29 | Powerbike | Sam Bonney | Honda | 600 | ---- | - | - | - | 0 | ---- | - | 0 |

Nantwich & D.M.C & Cheshire M.C.R.R.C

Powerbike

Oulton International 2.692 Miles

Timed Practice

31/05/2008 09:03

Qualify (10:00 Time)

| | | | | | | | | | |
|--------------------------|----------|-----------|--------|----------------------|----------|--------|-----------------------|----------|-----------------------|
| (21) Peter Newell | 3 | 1:50.759 | +1.904 | 3 | 1:52.444 | +1.515 | 3 | 1:58.762 | +4.759 |
| 1 | -:--- | | | 4 | 1:49.939 | +1.084 | 4 | 1:55.701 | +1.698 |
| 2 | 1:49.160 | +2.298 | | 5 | 1:48.855 | - | 5 | 1:54.003 | - |
| 3 | 1:48.625 | +1.763 | | (115) Andy Gibson | | | (23) Mark Woods | | (9) Mick Hancock |
| 4 | 1:46.862 | - | | 1 | -:--- | | 1 | -:--- | |
| 5 | 3:35.039 | +1:48.177 | | 2 | 1:50.975 | +1.716 | 2 | 2:00.781 | +6.497 |
| (15) Christian Elkin | | | | 3 | 1:49.812 | +0.553 | 3 | 1:57.281 | +2.997 |
| 1 | -:--- | | | 4 | 1:49.659 | +0.400 | 4 | 1:54.921 | +0.637 |
| 2 | 1:47.657 | - | | 5 | 1:49.799 | +0.540 | 5 | 1:54.284 | - |
| 3 | 3:33.523 | +1:45.866 | | 6 | 1:49.259 | - | (6) Mathew Cox | | (42) Philip Ashworth |
| 4 | 3:33.940 | +1:46.283 | | (11) Wayne Griffiths | | | 1 | -:--- | |
| (12) Tony Rainford | | | | 1 | -:--- | | 2 | 2:00.363 | +9.043 |
| 1 | -:--- | | | 2 | 1:51.669 | +2.133 | 3 | 1:55.497 | +4.177 |
| 2 | 1:49.240 | +1.230 | | 3 | 1:49.808 | +0.272 | 4 | 1:52.912 | +1.592 |
| 3 | 1:48.259 | +0.249 | | 4 | 1:49.536 | - | 5 | 1:51.320 | - |
| 4 | 1:48.010 | - | | (101) David Bath | | | (33) Chris Gibson | | (54) William Davison |
| 5 | 1:49.535 | +1.525 | | 1 | -:--- | | 1 | -:--- | |
| 6 | 1:51.174 | +3.164 | | 2 | 1:51.668 | +2.126 | 2 | 1:57.499 | +5.210 |
| (70) Steven Titterington | | | | 3 | 1:49.801 | +0.259 | 3 | 1:54.458 | +2.169 |
| 1 | -:--- | | | 4 | 1:49.542 | - | 4 | 1:55.683 | +3.394 |
| 2 | 1:53.341 | +5.078 | | (123) Jason Pyper | | | 5 | 1:52.289 | - |
| 3 | 1:49.940 | +1.677 | | 1 | -:--- | | (19) Stephen Easton | | (3) Peter Gunson |
| 4 | 1:48.263 | - | | 2 | 1:53.659 | +3.075 | 1 | -:--- | |
| 5 | 1:48.931 | +0.668 | | 3 | 1:50.584 | - | 2 | 2:00.631 | +7.813 |
| 6 | 1:48.504 | +0.241 | | 4 | 1:51.145 | +0.561 | 3 | 1:55.873 | +3.055 |
| (5) Adrian Williams | | | | 5 | 1:52.233 | +1.649 | 4 | 1:53.349 | +0.531 |
| 1 | -:--- | | | 6 | 1:52.209 | +1.625 | 5 | 1:52.818 | - |
| 2 | 1:51.372 | +2.975 | | (140) John Colling | | | (22) Scott Rourke | | (17) Andrew Clark |
| 3 | 1:48.945 | +0.548 | | 1 | -:--- | | 1 | -:--- | |
| 4 | 1:49.558 | +1.161 | | 2 | 1:54.644 | +4.040 | 2 | 2:13.354 | +19.653 |
| 5 | 1:48.397 | - | | 3 | 1:51.734 | +1.130 | 3 | 1:59.988 | +6.287 |
| 6 | 1:48.700 | +0.303 | | 4 | 1:50.604 | - | 4 | 1:55.493 | +1.792 |
| (10) Jonathan Lodge | | | | 5 | 1:51.636 | +1.032 | 5 | 1:53.701 | - |
| 1 | -:--- | | | (42) Steven Hill | | | (59) Richard Ashworth | | (8) Andrew Cliffe |
| 2 | 1:51.742 | +3.004 | | 1 | -:--- | | 1 | -:--- | |
| 3 | 1:50.083 | +1.345 | | 2 | 1:55.669 | +4.990 | 2 | 2:01.033 | +7.130 |
| 4 | 1:48.846 | +0.108 | | 3 | 1:54.243 | +3.564 | 3 | 1:57.825 | +3.922 |
| 5 | 1:49.344 | +0.606 | | 4 | 1:52.933 | +2.254 | 4 | 1:53.903 | - |
| 6 | 1:48.738 | - | | 5 | 1:50.679 | - | 5 | 1:54.641 | +0.738 |
| (65) Angelo DeRosa | | | | (144) Jonathan Lock | | | (16) Stephen Turner | | (50) Malcolm McKinney |
| 1 | -:--- | | | 1 | -:--- | | 1 | -:--- | |
| 2 | 1:54.667 | +5.812 | | 2 | 1:55.140 | +4.211 | 2 | 2:03.280 | +9.277 |

Powerbike**Oulton International 2.692 Miles****Timed Practice****31/05/2008 09:03****Qualify (10:00 Time)**

| | | |
|---|-----------------|--------|
| 2 | 1:58.213 | +2.164 |
| 3 | 1:56.493 | +0.444 |
| 4 | 1:56.049 | - |
| 5 | 1:56.155 | +0.106 |

(193) Billy Hughes

| | | |
|---|-----------------|--------|
| 1 | -.- | |
| 2 | 2:04.617 | +5.092 |
| 3 | 2:03.448 | +3.923 |
| 4 | 2:02.760 | +3.235 |
| 5 | 1:59.525 | - |

(176) Stephen McConnell

| | | |
|---|-----------------|--------|
| 1 | -.- | |
| 2 | 2:04.052 | +4.164 |
| 3 | 2:01.007 | +1.119 |
| 4 | 1:59.888 | - |
| 5 | 2:00.431 | +0.543 |

(25) Dominic Fenton

| | | |
|---|-----------------|--------|
| 1 | -.- | |
| 2 | 2:00.951 | +0.654 |
| 3 | 2:02.208 | +1.911 |
| 4 | 2:00.297 | - |
| 5 | 2:00.865 | +0.568 |

(51) Luke Devanney

| | | |
|---|-----------------|---|
| 1 | -.- | |
| 2 | 2:03.638 | - |

(20) Michael Dearden

| | | |
|---|-----------------|--------|
| 1 | -.- | |
| 2 | 2:10.059 | +5.350 |
| 3 | 2:07.484 | +2.775 |
| 4 | 2:05.846 | +1.137 |
| 5 | 2:04.709 | - |

(40) Daz Cooper

| | | |
|---|-----------------|---|
| 1 | -.- | |
| 2 | 2:06.811 | - |

| | | | |
|-----------------------------------------------------------------------------------------------------------------------------------------------------------------------------------------------------------------------------------------------------------------------------------------------------------------------------------------------------------------------------------------------------------------------------------------------------------------------------------------------------------|-----------------------------------------------------------------------------------------------------------------------------------------------------------------------------------------------------------------------------------------------------------------------------------------------------------------------------------------------------------------------------------------------------------------------------------------------------------------------------------------------------|--------------------------------------------------------------------------------------------------------------------------------------------------------------------------------------------------------------------------------------------------------------------------------------------------------------------------------------------------------------------------------------------------------------------------------------------------------------------------------------------------------------|---------------------------------------------------------------------------------------------------------------------------------------------------------------------------------------------------------------------------------------------------------------------------------------------------------------------------------------------------------------------------------------------------------------------------------------------------------------------------------------------------------------|
| [-.-.-] [29] Sam Bonney <hr/> 36 [2:00.297] [25] Dominic Fenton <hr/> 32 [1:55.908] [8] Andrew Cliffe <hr/> 28 [1:54.352] [42] Philip Ashworth <hr/> 24 [1:53.903] [59] Richard Ashworth <hr/> 20 [1:51.320] [6] Mathew Cox <hr/> 16 [1:50.604] [140] John Colling <hr/> 12 [1:49.259] [115] Andy Gibson <hr/> 8 [1:48.263] [70] Steven Titterington <hr/> 4 | [2:06.811] [40] Daz Cooper <hr/> 35 [1:59.888] [176] Stephen McConnell <hr/> 31 [1:55.401] [17] Andrew Clark <hr/> 27 [1:54.284] [9] Mick Hancock <hr/> 23 [1:53.701] [22] Scott Rourke <hr/> 19 [1:51.006] [23] Mark Woods <hr/> 15 [1:50.584] [123] Jason Pyper <hr/> 11 [1:48.855] [65] Angelo DeRosa <hr/> 7 [1:48.010] [12] Tony Rainford <hr/> 3 | [2:04.709] [20] Michael Dearden <hr/> 34 [1:59.525] [193] Billy Hughes <hr/> 30 [1:54.521] [3] Peter Gunson <hr/> 26 [1:54.086] [114] Josh Caygill <hr/> 22 [1:52.818] [19] Stephen Easton <hr/> 18 [1:50.929] [144] Jonathan Lock <hr/> 14 [1:49.542] [101] David Bath <hr/> 10 [1:48.738] [10] Jonathan Lodge <hr/> 6 [1:47.657] [15] Christian Elkin <hr/> 2 | [2:03.638] [51] Luke Devanney <hr/> 33 [1:56.049] [50] Malcolm McKinney <hr/> 29 [1:54.413] [54] William Davison <hr/> 25 [1:54.003] [16] Stephen Turner <hr/> 21 [1:52.289] [33] Chris Gibson <hr/> 17 [1:50.679] [42] Steven Hill <hr/> 13 [1:49.536] [11] Wayne Griffiths <hr/> 9 [1:48.397] [5] Adrian Williams <hr/> 5 [1:46.862] [21] Peter Newell <hr/> 1 |
|-----------------------------------------------------------------------------------------------------------------------------------------------------------------------------------------------------------------------------------------------------------------------------------------------------------------------------------------------------------------------------------------------------------------------------------------------------------------------------------------------------------|-----------------------------------------------------------------------------------------------------------------------------------------------------------------------------------------------------------------------------------------------------------------------------------------------------------------------------------------------------------------------------------------------------------------------------------------------------------------------------------------------------|--------------------------------------------------------------------------------------------------------------------------------------------------------------------------------------------------------------------------------------------------------------------------------------------------------------------------------------------------------------------------------------------------------------------------------------------------------------------------------------------------------------|---------------------------------------------------------------------------------------------------------------------------------------------------------------------------------------------------------------------------------------------------------------------------------------------------------------------------------------------------------------------------------------------------------------------------------------------------------------------------------------------------------------|

9
8
7
6
5
4
3
2
1



Classic 250, 500, Over 500 & Post 125

Oulton International 2.692 Miles

Timed Practice

31/05/2008 09:21

Qualify (10:00 Time)

| Pos | No. | Class | Name | Make | Engine | Best Tm | Diff | Gap | Best Spd | In Lap | 2nd Best | 2nd Spd | 2nd Lap |
|-----|-----|----------------|-----------------|-----------|--------|----------|-----------|---------|----------|--------|----------|---------|---------|
| 1 | 2 | Classic 500 | John Cronshaw | BSA | 500 | 2:00.624 | - | - | 80.342 | 4 | 2:01.005 | 80.089 | 3 |
| 2 | 15 | Classic over 5 | Stephen Atkin | Triumph | 930 | 2:03.812 | +3.188 | +3.188 | 78.274 | 4 | 2:03.968 | 78.175 | 3 |
| 3 | 7 | Classic over 5 | Tony Rainford | Triumph | 750 | 2:04.832 | +4.208 | +1.020 | 77.634 | 4 | 2:06.259 | 76.757 | 5 |
| 4 | 5 | Classic 500 | Steve Elliott | Honda | 350 | 2:05.648 | +5.024 | +0.816 | 77.130 | 5 | 2:06.038 | 76.891 | 4 |
| 5 | 10 | Classic 500 | Andrew Taylor | Honda | 350 | 2:08.406 | +7.782 | +2.758 | 75.473 | 5 | 2:09.780 | 74.674 | 4 |
| 6 | 8 | Classic over 5 | Mick Crompton | BSA | 750 | 2:08.764 | +8.140 | +0.358 | 75.263 | 2 | 2:10.362 | 74.341 | 4 |
| 7 | 77 | Classic 500 | Gary Freeman | Honda | 350 | 2:10.880 | +10.256 | +2.116 | 74.046 | 3 | 2:10.951 | 74.006 | 4 |
| 8 | 9 | Classic 500 | Alan Brooks | Honda | 350 | 2:14.108 | +13.484 | +3.228 | 72.264 | 2 | 2:14.277 | 72.173 | 5 |
| 9 | 16 | Classic 500 | Peter Casey | Honda | 350 | 2:17.465 | +16.841 | +3.357 | 70.499 | 4 | 2:17.741 | 70.358 | 5 |
| 10 | 12 | Classic 500 | Hefyn Owen | AJS | 350 | 2:18.763 | +18.139 | +1.298 | 69.840 | 5 | 2:20.374 | 69.038 | 4 |
| 11 | 4 | Classic over 5 | Paul Odlum | Triumph | 750 | 2:21.221 | +20.597 | +2.458 | 68.624 | 3 | 2:25.395 | 66.654 | 2 |
| 12 | 41 | Classic over 5 | Mike Williams | Metisse | 900 | 2:22.767 | +22.143 | +1.546 | 67.881 | 3 | 2:25.649 | 66.538 | 2 |
| 13 | 17 | Post Classic 1 | Derek Skinner | Yamaha | 125 | 2:22.943 | +22.319 | +0.176 | 67.798 | 3 | 2:30.251 | 64.500 | 2 |
| 14 | 20 | Classic 500 | Peter Lockwood | Matchless | 500 | 2:24.113 | +23.489 | +1.170 | 67.247 | 3 | 2:25.384 | 66.659 | 4 |
| 15 | 11 | Classic 500 | Andrew Ryder | BSA | 499 | 2:27.540 | +26.916 | +3.427 | 65.685 | 3 | 2:28.187 | 65.398 | 2 |
| 16 | 22 | Classic 250 | Paul Booth | Suzuki | 250 | 2:38.544 | +37.920 | +11.004 | 61.126 | 4 | 2:45.294 | 58.630 | 3 |
| 17 | 44 | Classic 250 | Pat Wynne | Ducati | 250 | 2:42.757 | +42.133 | +4.213 | 59.544 | 4 | 2:42.901 | 59.491 | 3 |
| 18 | 6 | Classic 500 | Carl Ogden | Suzuki | 500 | 2:43.649 | +43.025 | +0.892 | 59.219 | 2 | 2:47.209 | 57.959 | 3 |
| 19 | 21 | Classic 500 | Allen Randall | Honda | 500 | 2:52.667 | +52.043 | +9.018 | 56.127 | 4 | 2:55.973 | 55.072 | 3 |
| 20 | 42 | Classic 250 | Frank Kingsmill | Triumph | 250 | 2:54.460 | +53.836 | +1.793 | 55.550 | 3 | 2:56.714 | 54.841 | 4 |
| 21 | 63 | Post Classic 1 | Angela Cragg | Kawasaki | 125 | 3:09.401 | +1:08.777 | +14.941 | 51.168 | 2 | --- | - | 1 |

Nantwich & D.M.C & Cheshire M.C.R.R.C

Classic 250, 500, Over 500 & Post 125

Oulton International 2.692 Miles

Timed Practice

31/05/2008 09:21

Qualify (10:00 Time)

| Lap | Lap Tm | Diff | Time of Day |
|--------------------------|-----------------|--------|-------------|
| (2) John Cronshaw | | | |
| 1 | -:-- | | 9:23:27.284 |
| 2 | 2:02.592 | +1.968 | 9:25:29.876 |
| 3 | 2:01.005 | +0.381 | 9:27:30.881 |
| 4 | 2:00.624 | - | 9:29:31.505 |

| Lap | Lap Tm | Diff | Time of Day |
|---------------------------|-----------------|--------|-------------|
| (15) Stephen Atkin | | | |
| 1 | -:-- | | 9:23:19.445 |
| 2 | 2:05.376 | +1.564 | 9:25:24.821 |
| 3 | 2:03.968 | +0.156 | 9:27:28.789 |
| 4 | 2:03.812 | - | 9:29:32.601 |
| 5 | 2:08.084 | +4.272 | 9:31:40.685 |

| Lap | Lap Tm | Diff | Time of Day |
|--------------------------|-----------------|--------|-------------|
| (7) Tony Rainford | | | |
| 1 | -:-- | | 9:24:09.217 |
| 2 | 2:09.920 | +5.088 | 9:26:19.137 |
| 3 | 2:08.448 | +3.616 | 9:28:27.585 |
| 4 | 2:04.832 | - | 9:30:32.417 |
| 5 | 2:06.259 | +1.427 | 9:32:38.676 |

| Lap | Lap Tm | Diff | Time of Day |
|--------------------------|-----------------|--------|-------------|
| (5) Steve Elliott | | | |
| 1 | -:-- | | 9:23:16.954 |
| 2 | 2:08.249 | +2.601 | 9:25:25.203 |
| 3 | 2:06.764 | +1.116 | 9:27:31.967 |
| 4 | 2:06.038 | +0.390 | 9:29:38.005 |
| 5 | 2:05.648 | - | 9:31:43.653 |

| Lap | Lap Tm | Diff | Time of Day |
|---------------------------|-----------------|--------|-------------|
| (10) Andrew Taylor | | | |
| 1 | -:-- | | 9:23:27.623 |
| 2 | 2:12.398 | +3.992 | 9:25:40.021 |
| 3 | 2:10.914 | +2.508 | 9:27:50.935 |
| 4 | 2:09.780 | +1.374 | 9:30:00.715 |
| 5 | 2:08.406 | - | 9:32:09.121 |

| Lap | Lap Tm | Diff | Time of Day |
|--------------------------|-----------------|--------|-------------|
| (8) Mick Crompton | | | |
| 1 | -:-- | | 9:23:13.006 |
| 2 | 2:08.764 | - | 9:25:21.770 |
| 3 | 2:10.445 | +1.681 | 9:27:32.215 |
| 4 | 2:10.362 | +1.598 | 9:29:42.577 |
| 5 | 2:14.105 | +5.341 | 9:31:56.682 |

| Lap | Lap Tm | Diff | Time of Day |
|--------------------------|-----------------|--------|-------------|
| (77) Gary Freeman | | | |
| 1 | -:-- | | 9:23:29.217 |
| 2 | 2:12.492 | +1.612 | 9:25:41.709 |
| 3 | 2:10.880 | - | 9:27:52.589 |
| 4 | 2:10.951 | +0.071 | 9:30:03.540 |
| 5 | 2:12.826 | +1.946 | 9:32:16.366 |

| Lap | Lap Tm | Diff | Time of Day |
|------------------------|-----------------|--------|-------------|
| (9) Alan Brooks | | | |
| 1 | -:-- | | 9:23:17.542 |
| 2 | 2:14.108 | - | 9:25:31.650 |
| 3 | 2:14.710 | +0.602 | 9:27:46.360 |
| 4 | 2:15.373 | +1.265 | 9:30:01.733 |
| 5 | 2:14.277 | +0.169 | 9:32:16.010 |

| Lap | Lap Tm | Diff | Time of Day |
|-------------------------|-----------------|--------|-------------|
| (16) Peter Casey | | | |
| 1 | -:-- | | 9:23:28.065 |
| 2 | 2:20.217 | +2.752 | 9:25:48.282 |
| 3 | 2:20.442 | +2.977 | 9:28:08.724 |
| 4 | 2:17.465 | - | 9:30:26.189 |
| 5 | 2:17.741 | +0.276 | 9:32:43.930 |

| Lap | Lap Tm | Diff | Time of Day |
|------------------------|-----------------|--------|-------------|
| (12) Hefyn Owen | | | |
| 1 | -:-- | | 9:23:32.141 |
| 2 | 2:27.908 | +9.145 | 9:26:00.049 |

| Lap | Lap Tm | Diff | Time of Day |
|-----|-----------------|--------|-------------|
| 3 | 2:23.057 | +4.294 | 9:28:23.106 |
| 4 | 2:20.374 | +1.611 | 9:30:43.480 |
| 5 | 2:18.763 | - | 9:33:02.243 |

| Lap | Lap Tm | Diff | Time of Day |
|-----------------------|-----------------|--------|-------------|
| (4) Paul Odium | | | |
| 1 | -:-- | | 9:23:57.183 |
| 2 | 2:25.395 | +4.174 | 9:26:22.578 |
| 3 | 2:21.221 | - | 9:28:43.799 |
| 4 | 2:27.581 | +6.360 | 9:31:11.380 |

| Lap | Lap Tm | Diff | Time of Day |
|---------------------------|-----------------|--------|-------------|
| (41) Mike Williams | | | |
| 1 | -:-- | | 9:23:57.671 |
| 2 | 2:25.649 | +2.882 | 9:26:23.320 |
| 3 | 2:22.767 | - | 9:28:46.087 |
| 4 | 2:31.519 | +8.752 | 9:31:17.606 |

| Lap | Lap Tm | Diff | Time of Day |
|---------------------------|-----------------|--------|-------------|
| (17) Derek Skinner | | | |
| 1 | -:-- | | 9:23:48.645 |
| 2 | 2:30.251 | +7.308 | 9:26:18.896 |
| 3 | 2:22.943 | - | 9:28:41.839 |

| Lap | Lap Tm | Diff | Time of Day |
|----------------------------|-----------------|--------|-------------|
| (20) Peter Lockwood | | | |
| 1 | -:-- | | 9:23:43.177 |
| 2 | 2:28.047 | +3.934 | 9:26:11.224 |
| 3 | 2:24.113 | - | 9:28:35.337 |
| 4 | 2:25.384 | +1.271 | 9:31:00.721 |

| Lap | Lap Tm | Diff | Time of Day |
|--------------------------|-----------------|--------|-------------|
| (11) Andrew Ryder | | | |
| 1 | -:-- | | 9:23:38.587 |
| 2 | 2:28.187 | +0.647 | 9:26:06.774 |
| 3 | 2:27.540 | - | 9:28:34.314 |
| 4 | 2:29.210 | +1.670 | 9:31:03.524 |

| Lap | Lap Tm | Diff | Time of Day |
|------------------------|-----------------|---------|-------------|
| (22) Paul Booth | | | |
| 1 | -:-- | | 9:24:03.229 |
| 2 | 2:53.330 | +14.786 | 9:26:56.559 |
| 3 | 2:45.294 | +6.750 | 9:29:41.853 |
| 4 | 2:38.544 | - | 9:32:20.397 |


| Lap | Lap Tm | Diff | Time of Day |
|-----------------------|-----------------|--------|-------------|
| (44) Pat Wynne | | | |
| 1 | -:-- | | 9:23:55.692 |
| 2 | 2:44.277 | +1.520 | 9:26:39.969 |
| 3 | 2:42.901 | +0.144 | 9:29:22.870 |
| 4 | 2:42.757 | - | 9:32:05.627 |

| Lap | Lap Tm | Diff | Time of Day |
|-----------------------|-----------------|--------|-------------|
| (6) Carl Ogden | | | |
| 1 | -:-- | | 9:23:57.351 |
| 2 | 2:43.649 | - | 9:26:41.000 |
| 3 | 2:47.209 | +3.560 | 9:29:28.209 |
| 4 | 2:48.107 | +4.458 | 9:32:16.316 |


| Lap | Lap Tm | Diff | Time of Day |
|---------------------------|-----------------|--------|-------------|
| (21) Allen Randall | | | |
| 1 | -:-- | | 9:24:16.464 |
| 2 | 3:01.700 | +9.033 | 9:27:18.164 |
| 3 | 2:55.973 | +3.306 | 9:30:14.137 |
| 4 | 2:52.667 | - | 9:33:06.804 |

| Lap | Lap Tm | Diff | Time of Day |
|-----------------------------|-----------------|--------|-------------|
| (42) Frank Kingsmill | | | |
| 1 | -:-- | | 9:24:18.104 |
| 2 | 2:57.136 | +2.676 | 9:27:15.240 |
| 3 | 2:54.460 | - | 9:30:09.700 |
| 4 | 2:56.714 | +2.254 | 9:33:06.414 |

| Lap | Lap Tm | Diff | Time of Day |
|--------------------------|-----------------|------|-------------|
| (63) Angela Cragg | | | |
| 1 | -:-- | | 9:24:20.656 |
| 2 | 3:09.401 | - | 9:27:30.057 |



| | | | | |
|--|--|--|-------------------------------------------------|---|
| | | | [3:09.401] [63] Angela Cragg | 6 |
| | | | 21 [2:42.757] [44] Pat Wynne | 5 |
| | | | 17 [2:22.943] [17] Derek Skinner | 4 |
| | | | 13 [2:17.465] [16] Peter Casey | 3 |
| | | | 9 [2:08.406] [10] Andrew Taylor | 2 |
| | | | 5 [2:00.624] [2] John Cronshaw | 1 |
| | | | 1 | |
| | | | 2 [2:03.812] [15] Stephen Atkin | |
| | | | 6 [2:08.764] [8] Mick Crompton | |
| | | | 10 [2:18.763] [12] Hefyn Owen | |
| | | | 14 [2:24.113] [20] Peter Lockwood | |
| | | | 18 [2:43.649] [6] Carl Ogden | |
| | | | 19 [2:27.540] [11] Andrew Ryder | |
| | | | 15 [2:21.221] [4] Paul Odium | |
| | | | 11 [2:10.880] [77] Gary Freeman | |
| | | | 7 [2:04.832] [7] Tony Rainford | |
| | | | 3 | |
| | | | 8 [2:05.648] [5] Steve Elliott | |
| | | | 12 [2:14.108] [9] Alan Brooks | |
| | | | 16 [2:22.767] [41] Mike Williams | |
| | | | 20 [2:38.544] [22] Paul Booth | |
| | | | 42 [2:54.460] [42] Frank Kingsmill | |



Twins, SF600 & Early Stocks

Oulton International 2.692 Miles

Timed Practice

31/05/2008 09:39

Qualify (10:00 Time)

| Pos | No. | Class | Name | Make | Engine | Best Tm | Diff | Gap | Best Spd | In Lap | 2nd Best | 2nd Spd | 2nd Lap |
|-----|-----|---------------|---------------------|-----------|--------|----------|---------|--------|----------|--------|----------|---------|---------|
| 1 | 23 | Twin Cylinder | Mark Woods | Ducati | 998 | 1:50.137 | - | - | 87.992 | 5 | 1:51.014 | 87.297 | 3 |
| 2 | 2 | Twin Cylinder | Andy Jones | Ducati | 999 | 1:52.025 | +1.888 | +1.888 | 86.509 | 4 | 1:54.037 | 84.983 | 3 |
| 3 | 42 | Twin Cylinder | Steven Hill | Suzuki | 1000 | 1:52.051 | +1.914 | +0.026 | 86.489 | 4 | 1:52.393 | 86.226 | 3 |
| 4 | 18 | Steel Frame € | Lee Griffiths | Honda | 600 | 1:59.139 | +9.002 | +7.088 | 81.344 | 3 | 1:59.531 | 81.077 | 4 |
| 5 | 8 | Twin Cylinder | Andrew Cliffe | Aprilia | 1000 | 2:00.214 | +10.077 | +1.075 | 80.616 | 3 | 2:00.839 | 80.199 | 4 |
| 6 | 55 | Steel Frame € | Darren Johnson | Honda | 600 | 2:01.137 | +11.000 | +0.923 | 80.002 | 4 | 2:01.929 | 79.482 | 2 |
| 7 | 25 | Steel Frame € | Dominic Fenton | Honda | 600 | 2:02.237 | +12.100 | +1.100 | 79.282 | 2 | 2:02.473 | 79.129 | 3 |
| 8 | 124 | Steel Frame € | Simon Robins | Honda | 600 | 2:02.386 | +12.249 | +0.149 | 79.186 | 3 | 2:02.936 | 78.831 | 5 |
| 9 | 51 | Steel Frame € | Luke Devanney | Honda | 600 | 2:03.177 | +13.040 | +0.791 | 78.677 | 2 | 2:03.689 | 78.351 | 3 |
| 10 | 174 | Steel Frame € | Adam Ramsay | Honda | 600 | 2:04.464 | +14.327 | +1.287 | 77.863 | 3 | 2:06.309 | 76.726 | 2 |
| 11 | 223 | Earlystocks | Steve Long | Kawasaki | 750 | 2:06.655 | +16.518 | +2.191 | 76.517 | 4 | 2:06.888 | 76.376 | 5 |
| 12 | 290 | Earlystocks | Nigel Griffiths | Suzuki | 1170 | 2:07.227 | +17.090 | +0.572 | 76.173 | 3 | 2:08.686 | 75.309 | 4 |
| 13 | 21 | Steel Frame € | Brian Bebbington | Honda | 600 | 2:09.248 | +19.111 | +2.021 | 74.981 | 3 | 2:10.293 | 74.380 | 2 |
| 14 | 17 | Steel Frame € | Mark Robinson | Honda | 600 | 2:09.791 | +19.654 | +0.543 | 74.668 | 3 | 2:11.027 | 73.963 | 4 |
| 15 | 26 | Steel Frame € | Tim Adams | Honda | 600 | 2:11.687 | +21.550 | +1.896 | 73.593 | 3 | 2:15.117 | 71.725 | 2 |
| 16 | 275 | Earlystocks | Neil Myatt | Kawasaki | 750 | 2:12.947 | +22.810 | +1.260 | 72.895 | 5 | 2:14.279 | 72.172 | 4 |
| 17 | 216 | Earlystocks | Alec Gilfillan | Suzuki | 1100 | 2:13.789 | +23.652 | +0.842 | 72.436 | 3 | 2:15.852 | 71.336 | 4 |
| 18 | 219 | Earlystocks | Robert Paget | Yamaha | 600 | 2:19.436 | +29.299 | +5.647 | 69.503 | 3 | 2:20.138 | 69.155 | 4 |
| 19 | 265 | Earlystocks | Giles Hepworth | Yamaha | 250 | 2:21.711 | +31.574 | +2.275 | 68.387 | 3 | 2:22.684 | 67.921 | 4 |
| 20 | 235 | Earlystocks | Adrian Sanders | Yamaha | 200 | 2:22.922 | +32.785 | +1.211 | 67.808 | 3 | 2:23.759 | 67.413 | 4 |
| 21 | 3 | Twin Cylinder | Alan Cragg | Suzuki | 650 | 2:23.076 | +32.939 | +0.154 | 67.735 | 3 | 2:24.875 | 66.894 | 4 |
| 22 | 396 | Earlystocks | John Wardle | Yamaha LC | 250 | 2:23.302 | +33.165 | +0.226 | 67.628 | 3 | 2:23.789 | 67.399 | 4 |
| 23 | 316 | Earlystocks | Mark Emuss | Yamaha LC | 250 | 2:24.125 | +33.988 | +0.823 | 67.242 | 3 | 2:27.983 | 65.489 | 2 |
| 24 | 287 | Earlystocks | Simon Holland | Suzuki | 750 | 2:25.516 | +35.379 | +1.391 | 66.599 | 4 | 2:26.093 | 66.336 | 3 |
| 25 | 234 | Earlystocks | Cassandra Beardmore | Yamaha | 400 | 2:25.791 | +35.654 | +0.275 | 66.473 | 3 | 2:26.187 | 66.293 | 4 |
| 26 | 291 | Earlystocks | Andy Bailey | Suzuki | 1100 | 2:26.177 | +36.040 | +0.386 | 66.298 | 3 | 2:26.798 | 66.017 | 2 |
| 27 | 229 | Earlystocks | Peter Stringer | Kawasaki | 750 | 2:26.541 | +36.404 | +0.364 | 66.133 | 3 | 2:30.898 | 64.224 | 2 |
| 28 | 203 | Earlystocks | Dick Bradburn | Suzuki | 1170 | 2:28.521 | +38.384 | +1.980 | 65.251 | 3 | 2:28.700 | 65.173 | 4 |
| 29 | 220 | Earlystocks | Edmond Wright | Kawasaki | 750 | ---- | - | - | - | 1 | ---- | - | 0 |
| 30 | 95 | Steel Frame € | Mathew Adams | Honda | 600 | ---- | - | - | - | 1 | ---- | - | 0 |

Nantwich & D.M.C & Cheshire M.C.R.R.C

Twins, SF600 & Early Stocks

Oulton International 2.692 Miles

Timed Practice

31/05/2008 09:39

Qualify (10:00 Time)

| Lap | Lap Tm | Diff | Time of Day |
|------------------------|-----------------|--------|-------------|
| (23) Mark Woods | | | |
| 1 | -:-- | | 9:40:32.922 |
| 2 | 1:57.464 | +7.327 | 9:42:30.386 |
| 3 | 1:51.014 | +0.877 | 9:44:21.400 |
| 4 | 1:51.332 | +1.195 | 9:46:12.732 |
| 5 | 1:50.137 | - | 9:48:02.869 |

| Lap | Lap Tm | Diff | Time of Day |
|-----------------------|-----------------|--------|-------------|
| (2) Andy Jones | | | |
| 1 | -:-- | | 9:40:39.514 |
| 2 | 1:54.505 | +2.480 | 9:42:34.019 |
| 3 | 1:54.037 | +2.012 | 9:44:28.056 |
| 4 | 1:52.025 | - | 9:46:20.081 |
| 5 | 1:55.047 | +3.022 | 9:48:15.128 |

| Lap | Lap Tm | Diff | Time of Day |
|-------------------------|-----------------|--------|-------------|
| (42) Steven Hill | | | |
| 1 | -:-- | | 9:42:12.312 |
| 2 | 1:54.950 | +2.899 | 9:44:07.262 |
| 3 | 1:52.393 | +0.342 | 9:45:59.655 |
| 4 | 1:52.051 | - | 9:47:51.706 |

| Lap | Lap Tm | Diff | Time of Day |
|---------------------------|-----------------|--------|-------------|
| (18) Lee Griffiths | | | |
| 1 | -:-- | | 9:42:25.327 |
| 2 | 2:02.527 | +3.388 | 9:44:27.854 |
| 3 | 1:59.139 | - | 9:46:26.993 |
| 4 | 1:59.531 | +0.392 | 9:48:26.524 |

| Lap | Lap Tm | Diff | Time of Day |
|--------------------------|-----------------|--------|-------------|
| (8) Andrew Cliffe | | | |
| 1 | -:-- | | 9:42:12.715 |
| 2 | 2:02.144 | +1.930 | 9:44:14.859 |
| 3 | 2:00.214 | - | 9:46:15.073 |
| 4 | 2:00.839 | +0.625 | 9:48:15.912 |

| Lap | Lap Tm | Diff | Time of Day |
|----------------------------|-----------------|--------|-------------|
| (55) Darren Johnson | | | |
| 1 | -:-- | | 9:40:53.925 |
| 2 | 2:01.929 | +0.792 | 9:42:55.854 |
| 3 | 2:04.006 | +2.869 | 9:44:59.860 |
| 4 | 2:01.137 | - | 9:47:00.997 |

| Lap | Lap Tm | Diff | Time of Day |
|----------------------------|-----------------|--------|-------------|
| (25) Dominic Fenton | | | |
| 1 | -:-- | | 9:39:07.487 |
| 2 | 2:02.237 | - | 9:41:09.724 |
| 3 | 2:02.473 | +0.236 | 9:43:12.197 |
| 4 | 2:04.733 | +2.496 | 9:45:16.930 |

| Lap | Lap Tm | Diff | Time of Day |
|---------------------------|-----------------|--------|-------------|
| (124) Simon Robins | | | |
| 1 | -:-- | | 9:39:58.858 |
| 2 | 2:08.495 | +6.109 | 9:42:07.353 |
| 3 | 2:02.386 | - | 9:44:09.739 |
| 4 | 2:03.065 | +0.679 | 9:46:12.804 |
| 5 | 2:02.936 | +0.550 | 9:48:15.740 |

| Lap | Lap Tm | Diff | Time of Day |
|---------------------------|-----------------|--------|-------------|
| (51) Luke Devanney | | | |
| 1 | -:-- | | 9:44:03.673 |
| 2 | 2:03.177 | - | 9:46:06.850 |
| 3 | 2:03.689 | +0.512 | 9:48:10.539 |

| Lap | Lap Tm | Diff | Time of Day |
|--------------------------|-----------------|--------|-------------|
| (174) Adam Ramsay | | | |
| 1 | -:-- | | 9:40:58.913 |
| 2 | 2:06.309 | +1.845 | 9:43:05.222 |
| 3 | 2:04.464 | - | 9:45:09.686 |
| 4 | 2:06.352 | +1.888 | 9:47:16.038 |

| Lap | Lap Tm | Diff | Time of Day |
|-------------------------|-----------------|--------|-------------|
| (223) Steve Long | | | |
| 1 | -:-- | | 9:39:23.129 |
| 2 | 2:08.142 | +1.487 | 9:41:31.271 |

| Lap | Lap Tm | Diff | Time of Day |
|-----|-----------------|--------|-------------|
| 3 | 2:06.898 | +0.243 | 9:43:38.169 |
| 4 | 2:06.655 | - | 9:45:44.824 |
| 5 | 2:06.888 | +0.233 | 9:47:51.712 |

| Lap | Lap Tm | Diff | Time of Day |
|------------------------------|-----------------|---------|-------------|
| (290) Nigel Griffiths | | | |
| 1 | -:-- | | 9:40:10.078 |
| 2 | 2:17.857 | +10.630 | 9:42:27.935 |
| 3 | 2:07.227 | - | 9:44:35.162 |
| 4 | 2:08.686 | +1.459 | 9:46:43.848 |
| 5 | 2:09.008 | +1.781 | 9:48:52.856 |

| Lap | Lap Tm | Diff | Time of Day |
|------------------------------|-----------------|--------|-------------|
| (21) Brian Bebbington | | | |
| 1 | -:-- | | 9:40:55.445 |
| 2 | 2:10.293 | +1.045 | 9:43:05.738 |
| 3 | 2:09.248 | - | 9:45:14.986 |

| Lap | Lap Tm | Diff | Time of Day |
|---------------------------|-----------------|--------|-------------|
| (17) Mark Robinson | | | |
| 1 | -:-- | | 9:40:09.569 |
| 2 | 2:19.782 | +9.991 | 9:42:29.351 |
| 3 | 2:09.791 | - | 9:44:39.142 |
| 4 | 2:11.027 | +1.236 | 9:46:50.169 |

| Lap | Lap Tm | Diff | Time of Day |
|-----------------------|-----------------|--------|-------------|
| (26) Tim Adams | | | |
| 1 | -:-- | | 9:40:50.014 |
| 2 | 2:15.117 | +3.430 | 9:43:05.131 |
| 3 | 2:11.687 | - | 9:45:16.818 |
| 4 | 2:16.014 | +4.327 | 9:47:32.832 |

| Lap | Lap Tm | Diff | Time of Day |
|-------------------------|-----------------|--------|-------------|
| (275) Neil Myatt | | | |
| 1 | -:-- | | 9:39:27.116 |
| 2 | 2:17.785 | +4.838 | 9:41:44.901 |
| 3 | 2:16.472 | +3.525 | 9:44:01.373 |
| 4 | 2:14.279 | +1.332 | 9:46:15.652 |
| 5 | 2:12.947 | - | 9:48:28.599 |

| Lap | Lap Tm | Diff | Time of Day |
|-----------------------------|-----------------|--------|-------------|
| (216) Alec Gilfillan | | | |
| 1 | -:-- | | 9:40:08.932 |
| 2 | 2:22.504 | +8.715 | 9:42:31.436 |
| 3 | 2:13.789 | - | 9:44:45.225 |
| 4 | 2:15.852 | +2.063 | 9:47:01.077 |

| Lap | Lap Tm | Diff | Time of Day |
|---------------------------|-----------------|---------|-------------|
| (219) Robert Paget | | | |
| 1 | -:-- | | 9:40:14.502 |
| 2 | 2:32.711 | +13.275 | 9:42:47.213 |
| 3 | 2:19.436 | - | 9:45:06.649 |
| 4 | 2:20.138 | +0.702 | 9:47:26.787 |

| Lap | Lap Tm | Diff | Time of Day |
|-----------------------------|-----------------|---------|-------------|
| (265) Giles Hepworth | | | |
| 1 | -:-- | | 9:40:13.978 |
| 2 | 2:34.555 | +12.844 | 9:42:48.533 |
| 3 | 2:21.711 | - | 9:45:10.244 |
| 4 | 2:22.684 | +0.973 | 9:47:32.928 |

| Lap | Lap Tm | Diff | Time of Day |
|-----------------------------|-----------------|--------|-------------|
| (235) Adrian Sanders | | | |
| 1 | -:-- | | 9:40:04.397 |
| 2 | 2:25.476 | +2.554 | 9:42:29.873 |
| 3 | 2:22.922 | - | 9:44:52.795 |
| 4 | 2:23.759 | +0.837 | 9:47:16.554 |

| Lap | Lap Tm | Diff | Time of Day |
|-----------------------|-----------------|---------|-------------|
| (3) Alan Cragg | | | |
| 1 | -:-- | | 9:40:13.571 |
| 2 | 2:39.674 | +16.598 | 9:42:53.245 |
| 3 | 2:23.076 | - | 9:45:16.321 |
| 4 | 2:24.875 | +1.799 | 9:47:41.196 |

| Lap | Lap Tm | Diff | Time of Day |
|--------------------------|--------|------|-------------|
| (396) John Wardle | | | |

| Lap | Lap Tm | Diff | Time of Day |
|-----|-----------------|--------|-------------|
| 1 | -:-- | | 9:41:07.498 |
| 2 | 2:24.492 | +1.190 | 9:43:31.990 |
| 3 | 2:23.302 | - | 9:45:55.292 |
| 4 | 2:23.789 | +0.487 | 9:48:19.081 |

| Lap | Lap Tm | Diff | Time of Day |
|-------------------------|-----------------|--------|-------------|
| (316) Mark Emuss | | | |
| 1 | -:-- | | 9:42:35.596 |
| 2 | 2:27.983 | +3.858 | 9:45:03.579 |
| 3 | 2:24.125 | - | 9:47:27.704 |

| Lap | Lap Tm | Diff | Time of Day |
|----------------------------|-----------------|--------|-------------|
| (287) Simon Holland | | | |
| 1 | -:-- | | 9:40:14.328 |
| 2 | 2:35.115 | +9.599 | 9:42:49.443 |
| 3 | 2:26.093 | +0.577 | 9:45:15.536 |
| 4 | 2:25.516 | - | 9:47:41.052 |

| Lap | Lap Tm | Diff | Time of Day |
|----------------------------------|-----------------|--------|-------------|
| (234) Cassandra Beardmore | | | |
| 1 | -:-- | | 9:40:11.606 |
| 2 | 2:26.806 | +1.015 | 9:42:38.412 |
| 3 | 2:25.791 | - | 9:45:04.203 |
| 4 | 2:26.187 | +0.396 | 9:47:30.390 |

| Lap | Lap Tm | Diff | Time of Day |
|--------------------------|-----------------|--------|-------------|
| (291) Andy Bailey | | | |
| 1 | -:-- | | 9:40:10.039 |
| 2 | 2:26.798 | +0.621 | 9:42:36.837 |
| 3 | 2:26.177 | - | 9:45:03.014 |

| Lap | Lap Tm | Diff | Time of Day |
|-----------------------------|-----------------|--------|-------------|
| (229) Peter Stringer | | | |
| 1 | -:-- | | 9:40:09.124 |
| 2 | 2:30.898 | +4.357 | 9:42:40.022 |
| 3 | 2:26.541 | - | 9:45:06.563 |
| 4 | 2:34.225 | +7.684 | 9:47:40.788 |

| Lap | Lap Tm | Diff | Time of Day |
|----------------------------|-----------------|--------|-------------|
| (203) Dick Bradburn | | | |
| 1 | -:-- | | 9:39:59.420 |
| 2 | 2:34.907 | +6.386 | 9:42:34.327 |
| 3 | 2:28.521 | - | 9:45:02.848 |
| 4 | 2:28.700 | +0.179 | 9:47:31.548 |

| Lap | Lap Tm | Diff | Time of Day |
|----------------------------|--------|------|-------------|
| (220) Edmond Wright | | | |
| 1 | -:-- | | 9:48:30.201 |

| Lap | Lap Tm | Diff | Time of Day |
|--------------------------|--------|------|-------------|
| (95) Mathew Adams | | | |
| 1 | -:-- | | 9:40:25.414 |

Nantwich & D.M.C & Cheshire M.C.R.R.C

Twins, SF600 & Early Stocks

Oulton International 2.692 Miles

Race 4


31/05/2008 12:13

Race (6 Laps)



| | | | |
|--------------------------------------------------|-------------------------------------------------|------------------------------------------------|------------------------------------------------------|
| [2:28.521] [203] Dick Bradburn | [2:26.541] [229] Peter Stringer | [----] [95] Mathew Adams | [----] [220] Edmond Wright |
| 28 [2:25.516] [287] Simon Holland | 27 [2:24.125] [316] Mark Emuss | 30 [2:26.177] [291] Andy Bailey | 29 [2:25.791] [234] Cassandra Beardmore |
| 24 [2:22.922] [235] Adrian Sanders | 23 [2:21.711] [265] Giles Hepworth | 26 [2:23.302] [396] John Wardle | 25 [2:23.076] [3] Alan Cragg |
| 20 [2:12.947] [275] Neil Myatt | 19 [2:11.687] [26] Tim Adams | 22 [2:19.436] [219] Robert Paget | 21 [2:13.789] [216] Alec Gilfillan |
| 16 [2:07.227] [290] Nigel Griffiths | 15 [2:06.655] [223] Steve Long | 18 [2:09.791] [17] Mark Robinson | 17 [2:09.248] [21] Brian Bebbington |
| 12 [2:02.386] [124] Simon Robins | 11 [2:02.237] [25] Dominic Fenton | 14 [2:04.464] [174] Adam Ramsay | 13 [2:03.177] [51] Luke Devanney |
| 8 [1:59.139] [18] Lee Griffiths | 7 [1:52.051] [42] Steven Hill | 10 [2:01.137] [55] Darren Johnson | 9 [2:00.214] [8] Andrew Cliffe |
| 4 | 3 | 6 [1:52.025] [2] Andy Jones | 5 [1:50.137] [23] Mark Woods |
| | | 2 | 1 |

8
7
6
5
4
3
2
1



SS600

Oulton International 2.692 Miles

Timed Practice

31/05/2008 09:57

Qualify (10:00 Time)

| Pos | No. | Class | Name | Make | Engine | Best Tm | Diff | Gap | Best Spd | In Lap | 2nd Best | 2nd Spd | 2nd Lap |
|-----|-----|---------------|--------------------|----------|--------|----------|---------|---------|----------|--------|----------|---------|---------|
| 1 | 34 | Supersport 6C | Christopher Mort | Honda | 600 | 1:48.817 | - | - | 89.060 | 2 | 1:49.600 | 88.423 | 5 |
| 2 | 10 | Supersport 6C | Jonathan Lodge | Yamaha | 600 | 1:48.888 | +0.071 | +0.071 | 89.002 | 6 | 1:49.049 | 88.870 | 5 |
| 3 | 101 | Supersport 6C | David Bath | Honda | 600 | 1:48.910 | +0.093 | +0.022 | 88.984 | 5 | 1:49.385 | 88.597 | 2 |
| 4 | 76 | Supersport 6C | Peter Whiteside | Honda | 600 | 1:49.753 | +0.936 | +0.843 | 88.300 | 3 | 1:50.702 | 87.543 | 4 |
| 5 | 114 | Supersport 6C | Josh Caygill | Yamaha | 600 | 1:49.828 | +1.011 | +0.075 | 88.240 | 4 | 1:50.445 | 87.747 | 5 |
| 6 | 30 | Supersport 6C | Mark Cassells | Yamaha | 600 | 1:51.482 | +2.665 | +1.654 | 86.931 | 4 | 1:51.837 | 86.655 | 3 |
| 7 | 60 | Supersport 6C | Oliver Riley | Yamaha | 600 | 1:51.938 | +3.121 | +0.456 | 86.576 | 4 | 1:52.264 | 86.325 | 3 |
| 8 | 54 | Supersport 6C | William Davison | Honda | 600 | 1:52.090 | +3.273 | +0.152 | 86.459 | 5 | 1:52.092 | 86.458 | 4 |
| 9 | 2 | Supersport 6C | Cliffy Hamilton | Kawasaki | 600 | 1:52.595 | +3.778 | +0.505 | 86.071 | 3 | 1:53.341 | 85.505 | 4 |
| 10 | 31 | Supersport 6C | Karl Cassells | Yamaha | 600 | 1:53.149 | +4.332 | +0.554 | 85.650 | 3 | 1:53.327 | 85.515 | 4 |
| 11 | 59 | Supersport 6C | Richard Ashworth | Yamaha | 600 | 1:53.579 | +4.762 | +0.430 | 85.326 | 3 | 1:53.611 | 85.302 | 6 |
| 12 | 19 | Supersport 6C | Shaun Anderson | Yamaha | 600 | 1:53.804 | +4.987 | +0.225 | 85.157 | 3 | 1:54.847 | 84.384 | 2 |
| 13 | 181 | Supersport 6C | Dylan Wright | Honda | 600 | 1:54.392 | +5.575 | +0.588 | 84.719 | 4 | 1:55.639 | 83.806 | 5 |
| 14 | 18 | Supersport 6C | Gareth Evans | Yamaha | 600 | 1:54.536 | +5.719 | +0.144 | 84.613 | 4 | 1:55.027 | 84.252 | 2 |
| 15 | 81 | Supersport 6C | Mike Edwards | Yamaha | 600 | 1:55.248 | +6.431 | +0.712 | 84.090 | 3 | 1:56.311 | 83.321 | 4 |
| 16 | 11 | Supersport 6C | Wayne Griffiths | Honda | 600 | 1:55.889 | +7.072 | +0.641 | 83.625 | 4 | 1:56.502 | 83.185 | 5 |
| 17 | 85 | Supersport 6C | James Edwards | Yamaha | 600 | 1:56.415 | +7.598 | +0.526 | 83.247 | 5 | 1:56.825 | 82.955 | 4 |
| 18 | 193 | Supersport 6C | Billy Hughes | Suzuki | 600 | 1:56.522 | +7.705 | +0.107 | 83.171 | 5 | 1:57.828 | 82.249 | 4 |
| 19 | 45 | Supersport 6C | Richard Wardle | Yamaha | 600 | 1:56.566 | +7.749 | +0.044 | 83.139 | 5 | 1:57.419 | 82.535 | 4 |
| 20 | 12 | Supersport 6C | John Shipley | Honda | 600 | 1:57.576 | +8.759 | +1.010 | 82.425 | 5 | 1:58.920 | 81.493 | 4 |
| 21 | 176 | Supersport 6C | Stephen McConnell | Yamaha | 600 | 1:58.686 | +9.869 | +1.110 | 81.654 | 2 | 2:00.789 | 80.232 | 3 |
| 22 | 5 | Supersport 6C | Craig Wreglesworth | Honda | 600 | 1:58.860 | +10.043 | +0.174 | 81.535 | 3 | 1:59.398 | 81.167 | 2 |
| 23 | 4 | Supersport 6C | Craig Brookfield | Yamaha | 600 | 1:58.990 | +10.173 | +0.130 | 81.445 | 5 | 2:00.039 | 80.734 | 4 |
| 24 | 20 | Supersport 6C | Geoff McGrath | Yamaha | 600 | 2:00.579 | +11.762 | +1.589 | 80.372 | 2 | 2:02.634 | 79.025 | 5 |
| 25 | 118 | Supersport 6C | David Thomassom | Honda | 600 | 2:00.694 | +11.877 | +0.115 | 80.296 | 3 | 2:01.366 | 79.851 | 2 |
| 26 | 88 | Supersport 6C | John Mercer | Yamaha | 600 | 2:00.727 | +11.910 | +0.033 | 80.274 | 4 | 2:02.641 | 79.021 | 3 |
| 27 | 186 | Supersport 6C | David Ring | Yamaha | 600 | 2:01.245 | +12.428 | +0.518 | 79.931 | 4 | 2:03.142 | 78.699 | 3 |
| 28 | 8 | Supersport 6C | Martin Lomas | Yamaha | 600 | 2:01.926 | +13.109 | +0.681 | 79.484 | 2 | 2:02.814 | 78.910 | 3 |
| 29 | 9 | Supersport 6C | John Edney | Honda | 600 | 2:01.932 | +13.115 | +0.006 | 79.480 | 5 | 2:02.073 | 79.389 | 3 |
| 30 | 65 | Supersport 6C | Simon Quinlan | Yamaha | 600 | 2:02.366 | +13.549 | +0.434 | 79.198 | 5 | 2:03.843 | 78.254 | 4 |
| 31 | 28 | Supersport 6C | Stuart Clubbe | Yamaha | 600 | 2:02.661 | +13.844 | +0.295 | 79.008 | 2 | 2:03.292 | 78.604 | 3 |
| 32 | 102 | Supersport 6C | Richard Slater | Honda | 600 | 2:03.431 | +14.614 | +0.770 | 78.515 | 5 | 2:04.873 | 77.608 | 2 |
| 33 | 23 | Supersport 6C | Graeme Winstanley | Honda | 600 | 2:04.439 | +15.622 | +1.008 | 77.879 | 2 | ---- | - | 1 |
| 34 | 16 | Supersport 6C | Robin Johnson | Honda | 600 | 2:04.639 | +15.822 | +0.200 | 77.754 | 4 | 2:08.726 | 75.285 | 3 |
| 35 | 6 | Supersport 6C | Jonty Gordon | Honda | 600 | 2:07.146 | +18.329 | +2.507 | 76.221 | 3 | 2:09.299 | 74.952 | 2 |
| 36 | 151 | Supersport 6C | Gary Whaites | Yamaha | 600 | 2:08.218 | +19.401 | +1.072 | 75.584 | 4 | 2:09.936 | 74.584 | 3 |
| 37 | 21 | Supersport 6C | Lee Woodward | Honda | 600 | 2:11.831 | +23.014 | +3.613 | 73.512 | 3 | 2:12.540 | 73.119 | 2 |
| 38 | 3 | Supersport 6C | Paul Forster | Yamaha | 600 | 2:26.405 | +37.588 | +14.574 | 66.194 | 3 | 2:27.498 | 65.704 | 4 |
| 39 | 15 | Supersport 6C | Christian Elkin | Honda | 600 | ---- | - | - | - | 0 | ---- | - | 0 |

Nantwich & D.M.C & Cheshire M.C.R.R.C

SS600

Oulton International 2.692 Miles

Timed Practice

31/05/2008 09:57

Qualify (10:00 Time)

| Lap | Lap Tm | Diff | Time of Day |
|------------------------------|-----------------|--------|--------------|
| (34) Christopher Mort | | | |
| 1 | -:-- | - | 9:54:17.143 |
| 2 | 1:48.817 | - | 9:56:05.960 |
| 3 | 1:50.974 | +2.157 | 9:57:56.934 |
| 4 | 1:50.000 | +1.183 | 9:59:46.934 |
| 5 | 1:49.600 | +0.783 | 10:01:36.534 |

| Lap | Lap Tm | Diff | Time of Day |
|----------------------------|-----------------|--------|--------------|
| (10) Jonathan Lodge | | | |
| 1 | -:-- | - | 9:53:06.509 |
| 2 | 1:49.986 | +1.098 | 9:54:56.495 |
| 3 | 1:49.238 | +0.350 | 9:56:45.733 |
| 4 | 1:49.299 | +0.411 | 9:58:35.032 |
| 5 | 1:49.049 | +0.161 | 10:00:24.081 |
| 6 | 1:48.888 | - | 10:02:12.969 |

| Lap | Lap Tm | Diff | Time of Day |
|-------------------------|-----------------|--------|--------------|
| (101) David Bath | | | |
| 1 | -:-- | - | 9:53:15.712 |
| 2 | 1:49.385 | +0.475 | 9:55:05.097 |
| 3 | 1:48.782 | -0.128 | 9:56:53.879 |
| 4 | 1:49.429 | +0.519 | 9:58:43.308 |
| 5 | 1:48.910 | - | 10:00:32.218 |
| 6 | 1:50.323 | +1.413 | 10:02:22.541 |

| Lap | Lap Tm | Diff | Time of Day |
|-----------------------------|-----------------|--------|-------------|
| (76) Peter Whiteside | | | |
| 1 | -:-- | - | 9:53:24.038 |
| 2 | 1:50.988 | +1.235 | 9:55:15.026 |
| 3 | 1:49.753 | - | 9:57:04.779 |
| 4 | 1:50.702 | +0.949 | 9:58:55.481 |

| Lap | Lap Tm | Diff | Time of Day |
|---------------------------|-----------------|--------|--------------|
| (114) Josh Caygill | | | |
| 1 | -:-- | - | 9:53:10.089 |
| 2 | 1:51.131 | +1.303 | 9:55:01.220 |
| 3 | 1:50.475 | +0.647 | 9:56:51.695 |
| 4 | 1:49.828 | - | 9:58:41.523 |
| 5 | 1:50.445 | +0.617 | 10:00:31.968 |
| 6 | 1:57.756 | +7.928 | 10:02:29.724 |

| Lap | Lap Tm | Diff | Time of Day |
|---------------------------|-----------------|--------|--------------|
| (30) Mark Cassells | | | |
| 1 | -:-- | - | 9:53:20.094 |
| 2 | 1:53.987 | +2.505 | 9:55:14.081 |
| 3 | 1:51.837 | +0.355 | 9:57:05.918 |
| 4 | 1:51.482 | - | 9:58:57.400 |
| 5 | 1:52.661 | +1.179 | 10:00:50.061 |

| Lap | Lap Tm | Diff | Time of Day |
|--------------------------|-----------------|--------|--------------|
| (60) Oliver Riley | | | |
| 1 | -:-- | - | 9:53:28.756 |
| 2 | 1:52.852 | +0.914 | 9:55:21.608 |
| 3 | 1:52.264 | +0.326 | 9:57:13.872 |
| 4 | 1:51.938 | - | 9:59:05.810 |
| 5 | 1:52.703 | +0.765 | 10:00:58.513 |

| Lap | Lap Tm | Diff | Time of Day |
|-----------------------------|-----------------|--------|--------------|
| (54) William Davison | | | |
| 1 | -:-- | - | 9:53:29.055 |
| 2 | 1:53.331 | +1.241 | 9:55:22.386 |
| 3 | 1:53.669 | +1.579 | 9:57:16.055 |
| 4 | 1:52.092 | +0.002 | 9:59:08.147 |
| 5 | 1:52.090 | - | 10:01:00.237 |
| 6 | 1:55.402 | +3.312 | 10:02:55.639 |

| Lap | Lap Tm | Diff | Time of Day |
|----------------------------|-----------------|--------|--------------|
| (2) Cliffy Hamilton | | | |
| 1 | -:-- | - | 9:53:24.813 |
| 2 | 1:54.874 | +2.279 | 9:55:19.687 |
| 3 | 1:52.595 | - | 9:57:12.282 |
| 4 | 1:53.341 | +0.746 | 9:59:05.623 |
| 5 | 1:53.359 | +0.764 | 10:00:58.982 |

| Lap | Lap Tm | Diff | Time of Day |
|---------------------------|-----------------|--------|--------------|
| 6 | 1:56.082 | +3.487 | 10:02:55.064 |
| (31) Karl Cassells | | | |
| 1 | -:-- | - | 9:53:23.912 |
| 2 | 1:54.322 | +1.173 | 9:55:18.234 |
| 3 | 1:53.149 | - | 9:57:11.383 |
| 4 | 1:53.327 | +0.178 | 9:59:04.710 |
| 5 | 1:53.800 | +0.651 | 10:00:58.510 |
| 6 | 1:56.911 | +3.762 | 10:02:55.421 |

| Lap | Lap Tm | Diff | Time of Day |
|------------------------------|-----------------|--------|--------------|
| (59) Richard Ashworth | | | |
| 1 | -:-- | - | 9:53:15.628 |
| 2 | 1:54.311 | +0.732 | 9:55:09.939 |
| 3 | 1:53.579 | - | 9:57:03.518 |
| 4 | 1:53.640 | +0.061 | 9:58:57.158 |
| 5 | 1:55.138 | +1.559 | 10:00:52.296 |
| 6 | 1:53.611 | +0.032 | 10:02:45.907 |

| Lap | Lap Tm | Diff | Time of Day |
|----------------------------|-----------------|--------|--------------|
| (19) Shaun Anderson | | | |
| 1 | -:-- | - | 9:53:29.885 |
| 2 | 1:54.847 | +1.043 | 9:55:24.732 |
| 3 | 1:53.804 | - | 9:57:18.536 |
| 4 | 1:57.595 | +3.791 | 9:59:16.131 |
| 5 | 1:57.604 | +3.800 | 10:01:13.735 |

| Lap | Lap Tm | Diff | Time of Day |
|---------------------------|-----------------|--------|--------------|
| (181) Dylan Wright | | | |
| 1 | -:-- | - | 9:54:30.386 |
| 2 | 1:56.492 | +2.100 | 9:56:26.878 |
| 3 | 1:55.658 | +1.266 | 9:58:22.536 |
| 4 | 1:54.392 | - | 10:00:16.928 |
| 5 | 1:55.639 | +1.247 | 10:02:12.567 |

| Lap | Lap Tm | Diff | Time of Day |
|--------------------------|-----------------|--------|--------------|
| (18) Gareth Evans | | | |
| 1 | -:-- | - | 9:53:26.284 |
| 2 | 1:55.027 | +0.491 | 9:55:21.311 |
| 3 | 1:56.332 | +1.796 | 9:57:17.643 |
| 4 | 1:54.536 | - | 9:59:12.179 |
| 5 | 1:58.499 | +3.963 | 10:01:10.678 |

| Lap | Lap Tm | Diff | Time of Day |
|--------------------------|-----------------|--------|--------------|
| (81) Mike Edwards | | | |
| 1 | -:-- | - | 9:53:40.706 |
| 2 | 1:56.622 | +1.374 | 9:55:37.328 |
| 3 | 1:55.248 | - | 9:57:32.576 |
| 4 | 1:56.311 | +1.063 | 9:59:28.887 |
| 5 | 1:56.425 | +1.177 | 10:01:25.312 |

| Lap | Lap Tm | Diff | Time of Day |
|-----------------------------|-----------------|--------|--------------|
| (11) Wayne Griffiths | | | |
| 1 | -:-- | - | 9:54:34.787 |
| 2 | 1:58.116 | +2.227 | 9:56:32.903 |
| 3 | 1:57.632 | +1.743 | 9:58:30.535 |
| 4 | 1:55.889 | - | 10:00:26.424 |
| 5 | 1:56.502 | +0.613 | 10:02:22.926 |

| Lap | Lap Tm | Diff | Time of Day |
|---------------------------|-----------------|--------|--------------|
| (85) James Edwards | | | |
| 1 | -:-- | - | 9:53:36.555 |
| 2 | 1:58.513 | +2.098 | 9:55:35.068 |
| 3 | 1:56.826 | +0.411 | 9:57:31.894 |
| 4 | 1:56.825 | +0.410 | 9:59:28.719 |
| 5 | 1:56.415 | - | 10:01:25.134 |

| Lap | Lap Tm | Diff | Time of Day |
|---------------------------|-----------------|--------|--------------|
| (193) Billy Hughes | | | |
| 1 | -:-- | - | 9:53:34.923 |
| 2 | 1:59.570 | +3.048 | 9:55:34.493 |
| 3 | 1:59.072 | +2.550 | 9:57:33.565 |
| 4 | 1:57.828 | +1.306 | 9:59:31.393 |
| 5 | 1:56.522 | - | 10:01:27.915 |

| Lap | Lap Tm | Diff | Time of Day |
|----------------------------|-----------------|--------|--------------|
| (45) Richard Wardle | | | |
| 1 | -:-- | - | 9:53:32.990 |
| 2 | 1:59.915 | +3.349 | 9:55:32.905 |
| 3 | 1:58.163 | +1.597 | 9:57:31.068 |
| 4 | 1:57.419 | +0.853 | 9:59:28.487 |
| 5 | 1:56.566 | - | 10:01:25.053 |

| Lap | Lap Tm | Diff | Time of Day |
|--------------------------|-----------------|--------|--------------|
| (12) John Shipley | | | |
| 1 | -:-- | - | 9:54:18.519 |
| 2 | 2:00.454 | +2.878 | 9:56:18.973 |
| 3 | 2:00.182 | +2.606 | 9:58:19.155 |
| 4 | 1:58.920 | +1.344 | 10:00:18.075 |
| 5 | 1:57.576 | - | 10:02:15.651 |

| Lap | Lap Tm | Diff | Time of Day |
|--------------------------------|-----------------|---------|--------------|
| (176) Stephen McConnell | | | |
| 1 | -:-- | - | 9:53:33.208 |
| 2 | 1:58.686 | - | 9:55:31.894 |
| 3 | 2:00.789 | +2.103 | 9:57:32.683 |
| 4 | 2:37.453 | +38.767 | 10:00:10.136 |
| 5 | 2:02.324 | +3.638 | 10:02:12.460 |

| Lap | Lap Tm | Diff | Time of Day |
|-------------------------------|-----------------|--------|--------------|
| (5) Craig Wreglesworth | | | |
| 1 | -:-- | - | 9:55:40.338 |
| 2 | 1:59.398 | +0.538 | 9:57:39.736 |
| 3 | 1:58.860 | - | 9:59:38.596 |
| 4 | 2:00.412 | +1.552 | 10:01:39.008 |

| Lap | Lap Tm | Diff | Time of Day |
|-----------------------------|-----------------|--------|--------------|
| (4) Craig Brookfield | | | |
| 1 | -:-- | - | 9:53:53.324 |
| 2 | 2:05.053 | +6.063 | 9:55:58.377 |
| 3 | 2:01.449 | +2.459 | 9:57:59.826 |
| 4 | 2:00.039 | +1.049 | 9:59:59.865 |
| 5 | 1:58.990 | - | 10:01:58.855 |

| Lap | Lap Tm | Diff | Time of Day |
|---------------------------|-----------------|--------|--------------|
| (20) Geoff McGrath | | | |
| 1 | -:-- | - | 9:53:35.793 |
| 2 | 2:00.579 | - | 9:55:36.372 |
| 3 | 2:03.043 | +2.464 | 9:57:39.415 |
| 4 | 2:02.928 | +2.349 | 9:59:42.343 |
| 5 | 1:58.990 | - | 10:01:44.977 |

| Lap | Lap Tm | Diff | Time of Day |
|------------------------------|-----------------|--------|--------------|
| (118) David Thomassom | | | |
| 1 | -:-- | - | 9:56:03.365 |
| 2 | 2:01.366 | +0.672 | 9:58:04.731 |
| 3 | 2:00.694 | - | 10:00:05.425 |
| 4 | 2:02.799 | +2.105 | 10:02:08.224 |

| Lap | Lap Tm | Diff | Time of Day |
|-------------------------|-----------------|--------|--------------|
| (88) John Mercer | | | |
| 1 | -:-- | - | 9:54:36.383 |
| 2 | 2:03.487 | +2.760 | 9:56:39.870 |
| 3 | 2:02.641 | +1.914 | 9:58:42.511 |
| 4 | 2:00.727 | - | 10:00:43.238 |

| Lap | Lap Tm | Diff | Time of Day |
|-------------------------|-----------------|--------|--------------|
| (186) David Ring | | | |
| 1 | -:-- | - | 9:53:52.754 |
| 2 | 2:08.119 | +6.874 | 9:56:00.873 |
| 3 | 2:03.142 | +1.897 | 9:58:04.015 |
| 4 | 2:01.245 | - | 10:00:05.260 |
| 5 | 2:04.000 | +2.755 | 10:02:09.260 |

| Lap | Lap Tm | Diff | Time of Day |
|-------------------------|-----------------|--------|--------------|
| (8) Martin Lomas | | | |
| 1 | -:-- | - | 9:54:03.021 |
| 2 | 2:01.926 | - | 9:56:04.947 |
| 3 | 2:02.814 | +0.888 | 9:58:07.761 |
| 4 | 2:03.326 | +1.400 | 10:00:11.087 |


SS600

Oulton International 2.692 Miles

Timed Practice

31/05/2008 09:57

Qualify (10:00 Time)



| Lap | Lap Tm | Diff | Time of Day |
|-----|-----------------|--------|--------------|
| 5 | 2:03.508 | +1.582 | 10:02:14.595 |

(9) John Edney

| | | | |
|---|-----------------|--------|--------------|
| 1 | -:-- | | 9:53:36.591 |
| 2 | 2:05.255 | +3.323 | 9:55:41.846 |
| 3 | 2:02.073 | +0.141 | 9:57:43.919 |
| 4 | 2:03.383 | +1.451 | 9:59:47.302 |
| 5 | 2:01.932 | - | 10:01:49.234 |

(65) Simon Quinlan

| | | | |
|---|-----------------|--------|--------------|
| 1 | -:-- | | 9:53:43.501 |
| 2 | 2:08.794 | +6.428 | 9:55:52.295 |
| 3 | 2:04.991 | +2.625 | 9:57:57.286 |
| 4 | 2:03.843 | +1.477 | 10:00:01.129 |
| 5 | 2:02.366 | - | 10:02:03.495 |

(28) Stuart Clubbe

| | | | |
|---|-----------------|--------|--------------|
| 1 | -:-- | | 9:58:24.953 |
| 2 | 2:02.661 | - | 10:00:27.614 |
| 3 | 2:03.292 | +0.631 | 10:02:30.906 |

(102) Richard Slater

| | | | |
|---|-----------------|--------|--------------|
| 1 | -:-- | | 9:53:40.496 |
| 2 | 2:04.873 | +1.442 | 9:55:45.369 |
| 3 | 2:05.454 | +2.023 | 9:57:50.823 |
| 4 | 2:05.235 | +1.804 | 9:59:56.058 |
| 5 | 2:03.431 | - | 10:01:59.489 |

(23) Graeme Winstanley

| | | | |
|---|-----------------|---|-------------|
| 1 | -:-- | | 9:53:47.912 |
| 2 | 2:04.439 | - | 9:55:52.351 |

(16) Robin Johnson

| | | | |
|---|-----------------|--------|--------------|
| 1 | -:-- | | 9:55:52.161 |
| 2 | 2:08.989 | +4.350 | 9:58:01.150 |
| 3 | 2:08.726 | +4.087 | 10:00:09.876 |
| 4 | 2:04.639 | - | 10:02:14.515 |

(6) Jonty Gordon

| | | | |
|---|-----------------|--------|--------------|
| 1 | -:-- | | 9:58:49.006 |
| 2 | 2:09.299 | +2.153 | 10:00:58.305 |
| 3 | 2:07.146 | - | 10:03:05.451 |

(151) Gary Whaites

| | | | |
|---|-----------------|--------|--------------|
| 1 | -:-- | | 9:53:51.936 |
| 2 | 2:12.509 | +4.291 | 9:56:04.445 |
| 3 | 2:09.936 | +1.718 | 9:58:14.381 |
| 4 | 2:08.218 | - | 10:00:22.599 |

(21) Lee Woodward

| | | | |
|---|-----------------|--------|--------------|
| 1 | -:-- | | 9:55:56.761 |
| 2 | 2:12.540 | +0.709 | 9:58:09.301 |
| 3 | 2:11.831 | - | 10:00:21.132 |

(3) Paul Forster

| | | | |
|---|-----------------|--------|--------------|
| 1 | -:-- | | 9:54:01.912 |
| 2 | 2:28.834 | +2.429 | 9:56:30.746 |
| 3 | 2:26.405 | - | 9:58:57.151 |
| 4 | 2:27.498 | +1.093 | 10:01:24.649 |

| Lap | Lap Tm | Diff | Time of Day |
|-----|--------|------|-------------|
|-----|--------|------|-------------|

| Lap | Lap Tm | Diff | Time of Day |
|-----|--------|------|-------------|
|-----|--------|------|-------------|

Nantwich & D.M.C & Cheshire M.C.R.R.C


SS600

Oulton International 2.692 Miles

Race 5

31/05/2008 12:32

Race (6 Laps)



| | | | |
|--------------------------------------------------|-------------------------------------------------|----------------------------------------------------|----|
| [2:11.831] [21] Lee Woodward | [2:02.661] [28] Stuart Clubbe | [1:58.860] [5] Craig Wreglesworth | 10 |
| 39 [2:26.405] [3] Paul Forster | 38 [2:08.218] [151] Gary Whaites | 37 [2:07.146] [6] Jonty Gordon | 9 |
| 36 [2:04.639] [16] Robin Johnson | 34 [2:03.431] [102] Richard Slater | 33 [2:02.366] [65] Simon Quinlan | 8 |
| 32 [2:01.932] [9] John Edney | 30 [2:01.245] [186] David Ring | 29 [2:00.727] [88] John Mercer | 7 |
| 28 [2:00.694] [118] David Thomassom | 26 [1:58.990] [4] Craig Brookfield | 25 [1:58.686] [176] Stephen McConnell | 6 |
| 24 [1:57.576] [12] John Shipley | 22 [1:56.522] [193] Billy Hughes | 21 [1:56.415] [85] James Edwards | 5 |
| 20 [1:55.889] [11] Wayne Griffiths | 18 [1:54.536] [18] Gareth Evans | 17 [1:54.392] [181] Dylan Wright | 4 |
| 16 [1:53.804] [19] Shaun Anderson | 14 [1:53.149] [31] Karl Cassells | 13 [1:52.595] [2] Cliffy Hamilton | 3 |
| 12 [1:52.090] [54] William Davison | 10 [1:51.482] [30] Mark Cassells | 9 [1:49.828] [114] Josh Caygill | 2 |
| 8 [1:49.753] [76] Peter Whiteside | 6 [1:48.888] [10] Jonathan Lodge | 5 [1:48.817] [34] Christopher Mort | 1 |
| 4 | 3 | 1 | |



Sidecar, F350, Post Classic & Scooter

Oulton International 2.692 Miles

Timed Practice

31/05/2008 10:15

Qualify (10:00 Time)

| Pos | No. | Class | Name | Make | Engine | Best Tm | Diff | Gap | Best Spd | In Lap | 2nd Best | 2nd Spd | 2nd Lap |
|-----|-----|----------------|--------------------|------------|--------|----------|-----------|---------|----------|--------|----------|---------|---------|
| 1 | 73 | Sidecar | Craig Chaplow | Suzuki | 1000 | 1:56.741 | - | - | 83.015 | 4 | 1:56.866 | 82.926 | 3 |
| 2 | 5 | Sidecar | Stephen Williamson | Suzuki | 1000 | 1:56.852 | +0.111 | +0.111 | 82.936 | 4 | 1:56.902 | 82.900 | 3 |
| 3 | 14 | Sidecar | Dave Holden | Suzuki | 1000 | 1:57.387 | +0.646 | +0.535 | 82.558 | 2 | 1:58.738 | 81.618 | 4 |
| 4 | 123 | Sidecar | Wil Smith | Honda | 600 | 1:58.689 | +1.948 | +1.302 | 81.652 | 5 | 1:59.949 | 80.794 | 4 |
| 5 | 20 | Sidecar | Craig Hauxwell | Yamaha | 600 | 1:59.998 | +3.257 | +1.309 | 80.761 | 3 | 2:01.096 | 80.029 | 2 |
| 6 | 6 | Sidecar | Alan Molyneux | Honda | 600 | 2:05.707 | +8.966 | +5.709 | 77.094 | 5 | 2:05.981 | 76.926 | 4 |
| 7 | 3 | Post Classic S | Vince Biggs | Yamaha | 750 | 2:05.733 | +8.992 | +0.026 | 77.078 | 2 | 2:24.439 | 67.095 | 3 |
| 8 | 32 | Sidecar | Dave Cheesmond | Suzuki | 600 | 2:08.264 | +11.523 | +2.531 | 75.557 | 2 | 2:10.749 | 74.121 | 3 |
| 9 | 8 | Sidecar | Peter Townson | Suzuki | 600 | 2:11.765 | +15.024 | +3.501 | 73.549 | 5 | 2:12.620 | 73.075 | 4 |
| 10 | 22 | Sidecar | Tony Cunliffe | Yamaha | 600 | 2:12.165 | +15.424 | +0.400 | 73.327 | 2 | 2:15.737 | 71.397 | 3 |
| 11 | 77 | Sidecar FSRA | Steve Brooks | Yamaha | 350 | 2:16.399 | +19.658 | +4.234 | 71.050 | 4 | 2:19.719 | 69.362 | 3 |
| 12 | 18 | Sidecar FSRA | Allen Steele | BSK Yamaha | 350 | 2:17.361 | +20.620 | +0.962 | 70.553 | 3 | 2:21.853 | 68.319 | 2 |
| 13 | 41 | Sidecar | Colin Mulligan | Kawasaki | 600 | 2:18.751 | +22.010 | +1.390 | 69.846 | 3 | 2:20.286 | 69.082 | 2 |
| 14 | 17 | Post Classic S | Tony Wheatley | Yamaha | 750 | 2:20.521 | +23.780 | +1.770 | 68.966 | 3 | 2:20.839 | 68.810 | 2 |
| 15 | 181 | Post Classic S | David Tibbles | Kawasaki | 900 | 2:20.927 | +24.186 | +0.406 | 68.768 | 2 | ---- | - | 1 |
| 16 | 16 | Sidecar FSRA | Ian Arnold | Yamaha | 350 | 2:22.132 | +25.391 | +1.205 | 68.185 | 2 | ---- | - | 1 |
| 17 | 10 | Sidecar FSRA | John Chandler | Yamaha | 350 | 2:24.394 | +27.653 | +2.262 | 67.116 | 4 | 2:24.883 | 66.890 | 3 |
| 18 | 11 | Sidecar | Charles Morphet | Shelbourne | 500 | 2:25.050 | +28.309 | +0.656 | 66.813 | 3 | 2:28.134 | 65.422 | 2 |
| 19 | 134 | Post Classic S | Chris Forster | Kawasaki | 1100 | 2:25.919 | +29.178 | +0.869 | 66.415 | 3 | 2:41.136 | 60.143 | 2 |
| 20 | 23 | Sidecar FSRA | Alan Longshaw | Yamaha | 350 | 2:29.894 | +33.153 | +3.975 | 64.654 | 4 | 2:30.564 | 64.366 | 2 |
| 21 | 95 | Scooter sidec | Ralph Remnant | Lambretta | 240 | 2:32.302 | +35.561 | +2.408 | 63.631 | 3 | 2:36.124 | 62.074 | 2 |
| 22 | 111 | Scooter sidec | John Simpson | Aprilia | 125 | 2:33.890 | +37.149 | +1.588 | 62.975 | 4 | 2:35.718 | 62.236 | 3 |
| 23 | 633 | Scooter sidec | John Howe | Lambretta | 250 | 2:36.993 | +40.252 | +3.103 | 61.730 | 3 | 2:39.803 | 60.645 | 4 |
| 24 | 13 | Sidecar | Brian Jones | Yamaha | 995 | 2:37.255 | +40.514 | +0.262 | 61.627 | 3 | 2:41.734 | 59.921 | 2 |
| 25 | 2 | Scooter sidec | Eddie Hocking | Lambretta | 230 | 2:40.653 | +43.912 | +3.398 | 60.324 | 2 | ---- | - | 1 |
| 26 | 45 | Scooter sidec | Chris Taylor | Lambretta | 200 | 2:59.533 | +1:02.792 | +18.880 | 53.980 | 2 | ---- | - | 1 |
| 27 | 19 | Sidecar FSRA | Michael Finnie | BSK Yamaha | 350 | ---- | - | - | - | 1 | ---- | - | 0 |
| 28 | 21 | Sidecar FSRA | Robin Daykin | Yamaha | 350 | ---- | - | - | - | 1 | ---- | - | 0 |

Nantwich & D.M.C & Cheshire M.C.R.R.C

Sidecar, F350, Post Classic & Scooter

Oulton International 2.692 Miles

Timed Practice

31/05/2008 10:15

Qualify (10:00 Time)

| Lap | Lap Tm | Diff | Time of Day |
|-------------------------------|-----------------|---------|--------------|
| (73) Craig Chaplow | | | |
| 1 | -:-- | | 10:15:38.228 |
| 2 | 1:58.610 | +1.869 | 10:17:36.838 |
| 3 | 1:56.866 | +0.125 | 10:19:33.704 |
| 4 | 1:56.741 | - | 10:21:30.445 |
| 5 | 1:58.906 | +2.165 | 10:23:29.351 |
| (5) Stephen Williamson | | | |
| 1 | -:-- | | 10:15:38.472 |
| 2 | 1:58.734 | +1.882 | 10:17:37.206 |
| 3 | 1:56.902 | +0.050 | 10:19:34.108 |
| 4 | 1:56.852 | - | 10:21:30.960 |
| 5 | 1:58.965 | +2.113 | 10:23:29.925 |
| (14) Dave Holden | | | |
| 1 | -:-- | | 10:15:32.309 |
| 2 | 1:57.387 | - | 10:17:29.696 |
| 3 | 2:00.516 | +3.129 | 10:19:30.212 |
| 4 | 1:58.738 | +1.351 | 10:21:28.950 |
| 5 | 1:59.367 | +1.980 | 10:23:28.317 |
| (123) Wil Smith | | | |
| 1 | -:-- | | 10:15:56.678 |
| 2 | 2:05.001 | +6.312 | 10:18:01.679 |
| 3 | 2:00.789 | +2.100 | 10:20:02.468 |
| 4 | 1:59.949 | +1.260 | 10:22:02.417 |
| 5 | 1:58.689 | - | 10:24:01.106 |
| (20) Craig Hauxwell | | | |
| 1 | -:-- | | 10:15:30.728 |
| 2 | 2:01.096 | +1.098 | 10:17:31.824 |
| 3 | 1:59.998 | - | 10:19:31.822 |
| 4 | 2:02.260 | +2.262 | 10:21:34.082 |
| (6) Alan Molyneux | | | |
| 1 | -:-- | | 10:15:54.906 |
| 2 | 2:08.985 | +3.278 | 10:18:03.891 |
| 3 | 2:08.239 | +2.532 | 10:20:12.130 |
| 4 | 2:05.981 | +0.274 | 10:22:18.111 |
| 5 | 2:05.707 | - | 10:24:23.818 |
| (3) Vince Biggs | | | |
| 1 | -:-- | | 10:16:21.167 |
| 2 | 2:05.733 | - | 10:18:26.900 |
| 3 | 2:24.439 | +18.706 | 10:20:51.339 |
| (32) Dave Cheesmond | | | |
| 1 | -:-- | | 10:15:56.338 |
| 2 | 2:08.264 | - | 10:18:04.602 |
| 3 | 2:10.749 | +2.485 | 10:20:15.351 |
| (8) Peter Townson | | | |
| 1 | -:-- | | 10:15:50.195 |
| 2 | 2:13.052 | +1.287 | 10:18:03.247 |
| 3 | 2:13.638 | +1.873 | 10:20:16.885 |
| 4 | 2:12.620 | +0.855 | 10:22:29.505 |
| 5 | 2:11.765 | - | 10:24:41.270 |
| (22) Tony Cunliffe | | | |
| 1 | -:-- | | 10:17:25.641 |
| 2 | 2:12.165 | - | 10:19:37.806 |
| 3 | 2:15.737 | +3.572 | 10:21:53.543 |
| 4 | 2:21.494 | +9.329 | 10:24:15.037 |
| (77) Steve Brooks | | | |

| Lap | Lap Tm | Diff | Time of Day |
|-----------------------------|-----------------|---------|--------------|
| 1 | -:-- | | 10:16:25.333 |
| 2 | 2:20.481 | +4.082 | 10:18:45.814 |
| 3 | 2:19.719 | +3.320 | 10:21:05.533 |
| 4 | 2:16.399 | - | 10:23:21.932 |
| (18) Allen Steele | | | |
| 1 | -:-- | | 10:16:48.134 |
| 2 | 2:21.853 | +4.492 | 10:19:09.987 |
| 3 | 2:17.361 | - | 10:21:27.348 |
| (41) Colin Mulligan | | | |
| 1 | -:-- | | 10:16:18.649 |
| 2 | 2:20.286 | +1.535 | 10:18:38.935 |
| 3 | 2:18.751 | - | 10:20:57.686 |
| 4 | 2:21.827 | +3.076 | 10:23:19.513 |
| (17) Tony Wheatley | | | |
| 1 | -:-- | | 10:16:32.608 |
| 2 | 2:20.839 | +0.318 | 10:18:53.447 |
| 3 | 2:20.521 | - | 10:21:13.968 |
| (181) David Tibbles | | | |
| 1 | -:-- | | 10:16:29.679 |
| 2 | 2:20.927 | - | 10:18:50.606 |
| (16) Ian Arnold | | | |
| 1 | -:-- | | 10:19:00.413 |
| 2 | 2:22.132 | - | 10:21:22.545 |
| (10) John Chandler | | | |
| 1 | -:-- | | 10:17:01.645 |
| 2 | 2:32.962 | +8.568 | 10:19:34.607 |
| 3 | 2:24.883 | +0.489 | 10:21:59.490 |
| 4 | 2:24.394 | - | 10:24:23.884 |
| (11) Charles Morphet | | | |
| 1 | -:-- | | 10:16:30.172 |
| 2 | 2:28.134 | +3.084 | 10:18:58.306 |
| 3 | 2:25.050 | - | 10:21:23.356 |
| (134) Chris Forster | | | |
| 1 | -:-- | | 10:16:54.753 |
| 2 | 2:41.136 | +15.217 | 10:19:35.889 |
| 3 | 2:25.919 | - | 10:22:01.808 |
| (23) Alan Longshaw | | | |
| 1 | -:-- | | 10:16:18.683 |
| 2 | 2:30.564 | +0.670 | 10:18:49.247 |
| 3 | 2:32.147 | +2.253 | 10:21:21.394 |
| 4 | 2:29.894 | - | 10:23:51.288 |
| (95) Ralph Remnant | | | |
| 1 | -:-- | | 10:16:44.923 |
| 2 | 2:36.124 | +3.822 | 10:19:21.047 |
| 3 | 2:32.302 | - | 10:21:53.349 |
| (111) John Simpson | | | |
| 1 | -:-- | | 10:16:54.324 |
| 2 | 2:36.527 | +2.637 | 10:19:30.851 |
| 3 | 2:35.718 | +1.828 | 10:22:06.569 |
| 4 | 2:33.890 | - | 10:24:40.459 |
| (633) John Howe | | | |
| 1 | -:-- | | 10:16:44.713 |
| 2 | 2:39.908 | +2.915 | 10:19:24.621 |
| 3 | 2:36.993 | - | 10:22:01.614 |

| Lap | Lap Tm | Diff | Time of Day |
|----------------------------|-----------------|--------|--------------|
| 4 | 2:39.803 | +2.810 | 10:24:41.417 |
| (13) Brian Jones | | | |
| 1 | -:-- | | 10:17:30.769 |
| 2 | 2:41.734 | +4.479 | 10:20:12.503 |
| 3 | 2:37.255 | - | 10:22:49.758 |
| (2) Eddie Hocking | | | |
| 1 | -:-- | | 10:16:53.324 |
| 2 | 2:40.653 | - | 10:19:33.977 |
| (45) Chris Taylor | | | |
| 1 | -:-- | | 10:16:54.049 |
| 2 | 2:59.533 | - | 10:19:53.582 |
| (19) Michael Finnie | | | |
| 1 | -:-- | | 10:16:47.364 |
| (21) Robin Daykin | | | |
| 1 | -:-- | | 10:16:49.253 |

Nantwich & D.M.C & Cheshire M.C.R.R.C

Sidecar, F350, Post Classic & Scooter

Oulton International 2.692 Miles

Race 6

31/05/2008 13:42

Race (6 Laps)

| | | | | | |
|-------------------------------------------------|--------------------------------------------------|-----------------------------------------------|------------------------------------------------|-----------------------------------------------|----|
| [21] Robin Daykin [----] 28 | [2] Eddie Hocking [2:40.653] 25 | [19] Michael Finnie [----] 27 | [13] Brian Jones [2:37.255] 24 | [45] Chris Taylor [2:59.533] 26 | 11 |
| [633] John Howe [2:36.993] 23 | [23] Alan Longshaw [2:29.894] 20 | [111] John Simpson [2:33.890] 22 | [134] Chris Forster [2:25.919] 19 | [95] Ralph Remnant [2:32.302] 21 | 10 |
| [11] Charles Morphet [2:25.050] 18 | [181] David Tibbles [2:20.927] 15 | [10] John Chandler [2:24.394] 17 | [17] Tony Wheatley [2:20.521] 14 | [16] Ian Arnold [2:22.132] 16 | 9 |
| [41] Colin Mulligan [2:18.751] 13 | [22] Tony Cunliffe [2:12.165] 10 | [18] Allen Steele [2:17.361] 12 | [8] Peter Townson [2:11.765] 9 | [77] Steve Brooks [2:16.399] 11 | 8 |
| [32] Dave Cheesmond [2:08.264] 8 | [20] Craig Hauxwell [1:59.998] 5 | [3] Vince Biggs [2:05.733] 7 | [123] Wil Smith [1:58.689] 4 | [6] Alan Molyneux [2:05.707] 6 | 7 |
| [14] Dave Holden [1:57.387] 3 | [5] Stephen Williamson [1:56.852] 2 | [3] Vince Biggs [2:05.733] 7 | [123] Wil Smith [1:58.689] 4 | [6] Alan Molyneux [2:05.707] 6 | 6 |
| [14] Dave Holden [1:57.387] 3 | [5] Stephen Williamson [1:56.852] 2 | [3] Vince Biggs [2:05.733] 7 | [123] Wil Smith [1:58.689] 4 | [6] Alan Molyneux [2:05.707] 6 | 5 |
| [14] Dave Holden [1:57.387] 3 | [5] Stephen Williamson [1:56.852] 2 | [3] Vince Biggs [2:05.733] 7 | [123] Wil Smith [1:58.689] 4 | [6] Alan Molyneux [2:05.707] 6 | 4 |
| [14] Dave Holden [1:57.387] 3 | [5] Stephen Williamson [1:56.852] 2 | [3] Vince Biggs [2:05.733] 7 | [123] Wil Smith [1:58.689] 4 | [6] Alan Molyneux [2:05.707] 6 | 3 |
| [14] Dave Holden [1:57.387] 3 | [5] Stephen Williamson [1:56.852] 2 | [3] Vince Biggs [2:05.733] 7 | [123] Wil Smith [1:58.689] 4 | [6] Alan Molyneux [2:05.707] 6 | 2 |
| [14] Dave Holden [1:57.387] 3 | [5] Stephen Williamson [1:56.852] 2 | [3] Vince Biggs [2:05.733] 7 | [123] Wil Smith [1:58.689] 4 | [6] Alan Molyneux [2:05.707] 6 | 1 |

Forgotten Era, Pre 95 & Aprillia 125

Oulton International 2.692 Miles

Timed Practice

31/05/2008 10:33

Qualify (10:00 Time)

| Pos | No. | Class | Name | Make | Engine | Best Tm | Diff | Gap | Best Spd | In Lap | 2nd Best | 2nd Spd | 2nd Lap |
|-----|-----|---------------|--------------------|----------|--------|----------|---------|--------|----------|--------|----------|---------|---------|
| 1 | 11 | Pre 1995 125 | Bryn Owen | Honda | 125 | 2:00.392 | - | - | 80.497 | 5 | 2:00.953 | 80.124 | 4 |
| 2 | 16 | Forgotten Era | Christopher Morley | Honda | 400 | 2:01.236 | +0.844 | +0.844 | 79.937 | 5 | 2:02.034 | 79.414 | 4 |
| 3 | 8 | Forgotten Era | Paul Traynor | Honda | 250 | 2:04.018 | +3.626 | +2.782 | 78.143 | 3 | 2:04.305 | 77.963 | 2 |
| 4 | 77 | Forgotten Era | Gary Freeman | Yamaha | 250 | 2:07.233 | +6.841 | +3.215 | 76.169 | 4 | 2:08.038 | 75.690 | 5 |
| 5 | 14 | Pre 1995 125 | Marcus Lodge | Honda | 125 | 2:08.310 | +7.918 | +1.077 | 75.530 | 5 | 2:08.968 | 75.144 | 2 |
| 6 | 275 | Forgotten Era | Neil Myatt | Kawasaki | 750 | 2:08.448 | +8.056 | +0.138 | 75.448 | 5 | 2:08.951 | 75.154 | 2 |
| 7 | 13 | Pre 1995 125 | Adam Culshaw | Honda | 125 | 2:10.559 | +10.167 | +2.111 | 74.229 | 5 | 2:12.880 | 72.932 | 4 |
| 8 | 9 | Forgotten Era | Stephen Latham | Yamaha | 400 | 2:11.160 | +10.768 | +0.601 | 73.888 | 5 | 2:11.873 | 73.489 | 4 |
| 9 | 7 | Forgotten Era | Caron Roberts | Yamaha | 250 | 2:13.964 | +13.572 | +2.804 | 72.342 | 5 | 2:14.067 | 72.286 | 3 |
| 10 | 41 | Forgotten Era | Mike Williams | | | 2:13.983 | +13.591 | +0.019 | 72.332 | 5 | 2:15.608 | 71.465 | 4 |
| 11 | 1 | Forgotten Era | Charles Edmonds | Yamaha | 350 | 2:18.411 | +18.019 | +4.428 | 70.018 | 5 | 2:20.081 | 69.183 | 3 |
| 12 | 43 | Forgotten Era | John Holt | Honda | 400 | 2:18.515 | +18.123 | +0.104 | 69.965 | 5 | 2:19.860 | 69.292 | 3 |
| 13 | 29 | Forgotten Era | David Edwards | Honda | 250 | 2:21.308 | +20.916 | +2.793 | 68.582 | 3 | 2:21.552 | 68.464 | 2 |
| 14 | 3 | Forgotten Era | Derek Skinner | Yamaha | 350 | 2:21.354 | +20.962 | +0.046 | 68.560 | 4 | 2:22.378 | 68.067 | 3 |
| 15 | 53 | Forgotten Era | Jimmy Aspinall | Honda | 400 | 2:21.438 | +21.046 | +0.084 | 68.519 | 4 | 2:23.963 | 67.317 | 3 |
| 16 | 20 | Forgotten Era | Tom Roberts | Ducati | 888 | 2:22.427 | +22.035 | +0.989 | 68.043 | 3 | 2:24.572 | 67.034 | 4 |
| 17 | 5 | Forgotten Era | Vincent Hunt | Honda | 400 | 2:23.673 | +23.281 | +1.246 | 67.453 | 4 | 2:25.517 | 66.598 | 3 |
| 18 | 49 | Forgotten Era | Steve Gammon | Suzuki | 560 | 2:27.381 | +26.989 | +3.708 | 65.756 | 4 | 2:28.041 | 65.463 | 3 |
| 19 | 21 | Forgotten Era | Chris Edwards | Yamaha | 1000 | 2:27.955 | +27.563 | +0.574 | 65.501 | 3 | 2:29.788 | 64.699 | 2 |
| 20 | 93 | Aprillia 125 | Rhodri Owen | Aprillia | 125 | 2:28.509 | +28.117 | +0.554 | 65.257 | 4 | 2:29.732 | 64.724 | 3 |
| 21 | 229 | Forgotten Era | Peter Stringer | Kawasaki | 750 | 2:29.216 | +28.824 | +0.707 | 64.947 | 4 | 2:33.254 | 63.236 | 3 |
| 22 | 99 | Pre 1995 125 | James Lodge | Honda | 125 | ---- | - | - | - | 0 | ---- | - | 0 |
| 23 | 22 | Pre 1995 125 | Colin Wilcock | Honda | 125 | ---- | - | - | - | 1 | ---- | - | 0 |

Nantwich & D.M.C & Cheshire M.C.R.R.C

Forgotten Era, Pre 95 & Aprillia 125

Oulton International 2.692 Miles

Timed Practice

31/05/2008 10:33

Qualify (10:00 Time)

| Lap | Lap Tm | Diff | Time of Day |
|-----------------------|-----------------|--------|--------------|
| (11) Bryn Owen | | | |
| 1 | -:-- | | 10:36:26.768 |
| 2 | 2:03.182 | +2.790 | 10:38:29.950 |
| 3 | 2:01.773 | +1.381 | 10:40:31.723 |
| 4 | 2:00.953 | +0.561 | 10:42:32.676 |
| 5 | 2:00.392 | - | 10:44:33.068 |

| Lap | Lap Tm | Diff | Time of Day |
|--------------------------------|-----------------|--------|--------------|
| (16) Christopher Morley | | | |
| 1 | -:-- | | 10:36:27.742 |
| 2 | 2:04.134 | +2.898 | 10:38:30.876 |
| 3 | 2:02.275 | +1.039 | 10:40:33.151 |
| 4 | 2:02.034 | +0.798 | 10:42:35.185 |
| 5 | 2:01.236 | - | 10:44:36.421 |

| Lap | Lap Tm | Diff | Time of Day |
|-------------------------|-----------------|--------|--------------|
| (8) Paul Traynor | | | |
| 1 | -:-- | | 10:36:27.851 |
| 2 | 2:04.305 | +0.287 | 10:38:32.156 |
| 3 | 2:04.018 | - | 10:40:36.174 |
| 4 | 2:04.429 | +0.411 | 10:42:40.603 |
| 5 | 2:04.817 | +0.799 | 10:44:45.420 |

| Lap | Lap Tm | Diff | Time of Day |
|--------------------------|-----------------|--------|--------------|
| (77) Gary Freeman | | | |
| 1 | -:-- | | 10:36:51.749 |
| 2 | 2:11.359 | +4.126 | 10:39:03.108 |
| 3 | 2:09.382 | +2.149 | 10:41:12.490 |
| 4 | 2:07.233 | - | 10:43:19.723 |
| 5 | 2:08.038 | +0.805 | 10:45:27.761 |

| Lap | Lap Tm | Diff | Time of Day |
|--------------------------|-----------------|--------|--------------|
| (14) Marcus Lodge | | | |
| 1 | -:-- | | 10:36:33.019 |
| 2 | 2:08.968 | +0.658 | 10:38:41.987 |
| 3 | 2:11.469 | +3.159 | 10:40:53.456 |
| 4 | 2:09.844 | +1.534 | 10:43:03.300 |
| 5 | 2:08.310 | - | 10:45:11.610 |

| Lap | Lap Tm | Diff | Time of Day |
|-------------------------|-----------------|--------|--------------|
| (275) Neil Myatt | | | |
| 1 | -:-- | | 10:36:34.449 |
| 2 | 2:08.951 | +0.503 | 10:38:43.400 |
| 3 | 2:10.097 | +1.649 | 10:40:53.497 |
| 4 | 2:09.802 | +1.354 | 10:43:03.299 |
| 5 | 2:08.448 | - | 10:45:11.747 |

| Lap | Lap Tm | Diff | Time of Day |
|--------------------------|-----------------|--------|--------------|
| (13) Adam Culshaw | | | |
| 1 | -:-- | | 10:36:42.827 |
| 2 | 2:16.147 | +5.588 | 10:38:58.974 |
| 3 | 2:13.141 | +2.582 | 10:41:12.115 |
| 4 | 2:12.880 | +2.321 | 10:43:24.995 |
| 5 | 2:10.559 | - | 10:45:35.554 |

| Lap | Lap Tm | Diff | Time of Day |
|---------------------------|-----------------|--------|--------------|
| (9) Stephen Latham | | | |
| 1 | -:-- | | 10:36:45.693 |
| 2 | 2:16.887 | +5.727 | 10:39:02.580 |
| 3 | 2:13.471 | +2.311 | 10:41:16.051 |
| 4 | 2:11.873 | +0.713 | 10:43:27.924 |
| 5 | 2:11.160 | - | 10:45:39.084 |

| Lap | Lap Tm | Diff | Time of Day |
|--------------------------|-----------------|--------|--------------|
| (7) Caron Roberts | | | |
| 1 | -:-- | | 10:37:09.149 |
| 2 | 2:16.381 | +2.417 | 10:39:25.530 |
| 3 | 2:14.067 | +0.103 | 10:41:39.597 |
| 4 | 2:14.067 | +0.103 | 10:43:53.664 |
| 5 | 2:13.964 | - | 10:46:07.628 |

| Lap | Lap Tm | Diff | Time of Day |
|---------------------------|--------|------|--------------|
| (41) Mike Williams | | | |
| 1 | -:-- | | 10:37:00.510 |

| Lap | Lap Tm | Diff | Time of Day |
|-----|-----------------|--------|--------------|
| 2 | 2:21.842 | +7.859 | 10:39:22.352 |
| 3 | 2:19.880 | +5.897 | 10:41:42.232 |
| 4 | 2:15.608 | +1.625 | 10:43:57.840 |
| 5 | 2:13.983 | - | 10:46:11.823 |

| Lap | Lap Tm | Diff | Time of Day |
|----------------------------|-----------------|--------|--------------|
| (1) Charles Edmonds | | | |
| 1 | -:-- | | 10:37:02.462 |
| 2 | 2:24.220 | +5.809 | 10:39:26.682 |
| 3 | 2:20.081 | +1.670 | 10:41:46.763 |
| 4 | 2:20.568 | +2.157 | 10:44:07.331 |
| 5 | 2:18.411 | - | 10:46:25.742 |

| Lap | Lap Tm | Diff | Time of Day |
|-----------------------|-----------------|--------|--------------|
| (43) John Holt | | | |
| 1 | -:-- | | 10:36:59.205 |
| 2 | 2:25.072 | +6.557 | 10:39:24.277 |
| 3 | 2:19.860 | +1.345 | 10:41:44.137 |
| 4 | 2:21.093 | +2.578 | 10:44:05.230 |
| 5 | 2:18.515 | - | 10:46:23.745 |

| Lap | Lap Tm | Diff | Time of Day |
|---------------------------|-----------------|--------|--------------|
| (29) David Edwards | | | |
| 1 | -:-- | | 10:36:58.688 |
| 2 | 2:21.552 | +0.244 | 10:39:20.240 |
| 3 | 2:21.308 | - | 10:41:41.548 |

| Lap | Lap Tm | Diff | Time of Day |
|--------------------------|-----------------|--------|--------------|
| (3) Derek Skinner | | | |
| 1 | -:-- | | 10:37:06.690 |
| 2 | 2:26.429 | +5.075 | 10:39:33.119 |
| 3 | 2:22.378 | +1.024 | 10:41:55.497 |
| 4 | 2:21.354 | - | 10:44:16.851 |

| Lap | Lap Tm | Diff | Time of Day |
|----------------------------|-----------------|--------|--------------|
| (53) Jimmy Aspinall | | | |
| 1 | -:-- | | 10:37:06.893 |
| 2 | 2:24.511 | +3.073 | 10:39:31.404 |
| 3 | 2:23.963 | +2.525 | 10:41:55.367 |
| 4 | 2:21.438 | - | 10:44:16.805 |

| Lap | Lap Tm | Diff | Time of Day |
|-------------------------|-----------------|--------|--------------|
| (20) Tom Roberts | | | |
| 1 | -:-- | | 10:37:21.296 |
| 2 | 2:27.005 | +4.578 | 10:39:48.301 |
| 3 | 2:22.427 | - | 10:42:10.728 |
| 4 | 2:24.572 | +2.145 | 10:44:35.300 |

| Lap | Lap Tm | Diff | Time of Day |
|-------------------------|-----------------|--------|--------------|
| (5) Vincent Hunt | | | |
| 1 | -:-- | | 10:37:09.300 |
| 2 | 2:28.888 | +5.215 | 10:39:38.188 |
| 3 | 2:25.517 | +1.844 | 10:42:03.705 |
| 4 | 2:23.673 | - | 10:44:27.378 |

| Lap | Lap Tm | Diff | Time of Day |
|--------------------------|-----------------|--------|--------------|
| (49) Steve Gammon | | | |
| 1 | -:-- | | 10:37:07.079 |
| 2 | 2:30.147 | +2.766 | 10:39:37.226 |
| 3 | 2:28.041 | +0.660 | 10:42:05.267 |
| 4 | 2:27.381 | - | 10:44:32.648 |

| Lap | Lap Tm | Diff | Time of Day |
|---------------------------|-----------------|--------|--------------|
| (21) Chris Edwards | | | |
| 1 | -:-- | | 10:36:56.129 |
| 2 | 2:29.788 | +1.833 | 10:39:25.917 |
| 3 | 2:27.955 | - | 10:41:53.872 |

| Lap | Lap Tm | Diff | Time of Day |
|-------------------------|-----------------|--------|--------------|
| (93) Rhodri Owen | | | |
| 1 | -:-- | | 10:37:21.339 |
| 2 | 2:34.046 | +5.537 | 10:39:55.385 |
| 3 | 2:29.732 | +1.223 | 10:42:25.117 |
| 4 | 2:28.509 | - | 10:44:53.626 |

| Lap | Lap Tm | Diff | Time of Day |
|-----------------------------|--------|------|-------------|
| (229) Peter Stringer | | | |

| Lap | Lap Tm | Diff | Time of Day |
|-----|-----------------|--------|--------------|
| 1 | -:-- | | 10:37:13.500 |
| 2 | 2:36.611 | +7.395 | 10:39:50.111 |
| 3 | 2:33.254 | +4.038 | 10:42:23.365 |
| 4 | 2:29.216 | - | 10:44:52.581 |

| Lap | Lap Tm | Diff | Time of Day |
|---------------------------|--------|------|--------------|
| (22) Colin Wilcock | | | |
| 1 | -:-- | | 10:41:43.629 |

GP 125, GP 250 & SS400

Oulton International 2.692 Miles

Timed Practice

31/05/2008 08:45

Qualify (10:00 Time)

| Pos | No. | Class | Name | Make | Engine | Best Tm | Diff | Gap | Best Spd | In Lap | 2nd Best | 2nd Spd | 2nd Lap |
|-----|-----|---------------|--------------------|----------|--------|----------|---------|--------|----------|--------|----------|---------|---------|
| 1 | 99 | 125 GP | James Lodge | Honda | 125 | 1:51.529 | - | - | 86.894 | 6 | 1:52.981 | 85.777 | 4 |
| 2 | 6 | 125 GP | Niall Waddell | Honda | 125 | 1:55.771 | +4.242 | +4.242 | 83.710 | 5 | 1:57.560 | 82.436 | 3 |
| 3 | 1 | 125 GP | Bryn Owen | Honda | 125 | 1:55.981 | +4.452 | +0.210 | 83.559 | 3 | 1:58.499 | 81.783 | 2 |
| 4 | 14 | Supersport 4C | Tim Kermod | Kawasaki | 400 | 1:56.878 | +5.349 | +0.897 | 82.917 | 5 | 1:57.482 | 82.491 | 3 |
| 5 | 31 | 250 GP | Paul Brandon | Honda | 250 | 1:57.536 | +6.007 | +0.658 | 82.453 | 5 | 1:57.682 | 82.351 | 3 |
| 6 | 19 | Supersport 4C | Adam Larkin | Kawasaki | 400 | 1:57.755 | +6.226 | +0.219 | 82.300 | 3 | 1:58.787 | 81.585 | 2 |
| 7 | 122 | Supersport 4C | Andrew Whitehead | Kawasaki | 400 | 1:58.449 | +6.920 | +0.694 | 81.817 | 5 | 1:58.659 | 81.673 | 4 |
| 8 | 16 | Supersport 4C | Christopher Morley | Honda | 400 | 2:01.501 | +9.972 | +3.052 | 79.762 | 5 | 2:01.530 | 79.743 | 3 |
| 9 | 22 | 250 GP | Colin Wilcock | Yamaha | 250 | 2:01.839 | +10.310 | +0.338 | 79.541 | 4 | 2:01.894 | 79.505 | 5 |
| 10 | 5 | 250 GP | Scott MacFarlane | Honda | 250 | 2:03.619 | +12.090 | +1.780 | 78.396 | 5 | 2:05.637 | 77.137 | 4 |
| 11 | 44 | 125 GP | Darren Jones | Honda | 125 | 2:04.231 | +12.702 | +0.612 | 78.010 | 5 | 2:04.961 | 77.554 | 4 |
| 12 | 431 | Supersport 4C | Carl Hooper | Honda | 400 | 2:04.454 | +12.925 | +0.223 | 77.870 | 2 | 2:04.893 | 77.596 | 3 |
| 13 | 70 | Supersport 4C | Andrew Dumbill | Kawasaki | 400 | 2:05.117 | +13.588 | +0.663 | 77.457 | 4 | 2:05.397 | 77.284 | 5 |
| 14 | 17 | Supersport 4C | Nathan Edwards | Honda | 400 | 2:05.613 | +14.084 | +0.496 | 77.151 | 5 | 2:06.860 | 76.393 | 4 |
| 15 | 23 | 125 GP | Bradley Kitchen | Honda | 125 | 2:07.939 | +16.410 | +2.326 | 75.749 | 5 | 2:10.137 | 74.469 | 4 |
| 16 | 69 | 125 GP | Jamie Harris | Honda | 125 | 2:08.917 | +17.388 | +0.978 | 75.174 | 4 | 2:09.496 | 74.838 | 3 |
| 17 | 15 | Supersport 4C | Richard Rowe | Honda | 400 | 2:10.479 | +18.950 | +1.562 | 74.274 | 5 | 2:11.861 | 73.496 | 4 |
| 18 | 20 | Supersport 4C | Simon Napier | Honda | 400 | 2:10.664 | +19.135 | +0.185 | 74.169 | 5 | 2:11.807 | 73.526 | 4 |
| 19 | 63 | 250 GP | Dave Murphy | Yamaha | 250 | 2:12.294 | +20.765 | +1.630 | 73.255 | 5 | 2:15.001 | 71.786 | 4 |
| 20 | 170 | Supersport 4C | Richard Dorey | Honda | 400 | 2:13.255 | +21.726 | +0.961 | 72.727 | 5 | 2:15.789 | 71.370 | 4 |
| 21 | 24 | 125 GP | Martin Darren | Honda | 125 | 2:15.203 | +23.674 | +1.948 | 71.679 | 5 | 2:16.226 | 71.141 | 4 |
| 22 | 8 | Supersport 4C | Daniel Lloyd | Kawasaki | 400 | 2:16.809 | +25.280 | +1.606 | 70.837 | 4 | 2:19.039 | 69.701 | 3 |
| 23 | 52 | Supersport 4C | Lee Davies | Honda | 400 | 2:22.601 | +31.072 | +5.792 | 67.960 | 3 | 2:31.497 | 63.970 | 2 |
| 24 | 3 | 125 GP | Joshua Jones | Honda | 125 | 2:31.835 | +40.306 | +9.234 | 63.827 | 2 | ---- | - | 1 |
| 25 | 4 | 125 GP | Kimberley Rose | Honda | 125 | 2:34.554 | +43.025 | +2.719 | 62.704 | 4 | 2:37.159 | 61.665 | 3 |
| 26 | 25 | 250 GP | David Wright | Yamaha | 250 | ---- | - | - | - | 0 | ---- | - | 0 |

Nantwich & D.M.C & Cheshire M.C.R.R.C

GP 125, GP 250 & SS400

Oulton International 2.692 Miles

Timed Practice

31/05/2008 08:45

Qualify (10:00 Time)

| Lap | Lap Tm | Diff | Time of Day |
|-------------------------|-----------------|--------|-------------|
| (99) James Lodge | | | |
| 1 | -:-- | | 8:52:59.549 |
| 2 | 1:55.252 | +3.723 | 8:54:54.801 |
| 3 | 1:53.585 | +2.056 | 8:56:48.386 |
| 4 | 1:52.981 | +1.452 | 8:58:41.367 |
| 5 | 1:53.218 | +1.689 | 9:00:34.585 |
| 6 | 1:51.529 | - | 9:02:26.114 |

| Lap | Lap Tm | Diff | Time of Day |
|--------------------------|-----------------|--------|-------------|
| (6) Niall Waddell | | | |
| 1 | -:-- | | 8:53:10.012 |
| 2 | 1:58.615 | +2.844 | 8:55:08.627 |
| 3 | 1:57.560 | +1.789 | 8:57:06.187 |
| 4 | 1:58.788 | +3.017 | 8:59:04.975 |
| 5 | 1:55.771 | - | 9:01:00.746 |

| Lap | Lap Tm | Diff | Time of Day |
|----------------------|-----------------|--------|-------------|
| (1) Bryn Owen | | | |
| 1 | -:-- | | 8:53:05.096 |
| 2 | 1:58.499 | +2.518 | 8:55:03.595 |
| 3 | 1:55.981 | - | 8:56:59.576 |

| Lap | Lap Tm | Diff | Time of Day |
|-------------------------|-----------------|--------|-------------|
| (14) Tim Kermode | | | |
| 1 | -:-- | | 8:53:05.245 |
| 2 | 1:58.607 | +1.729 | 8:55:03.852 |
| 3 | 1:57.482 | +0.604 | 8:57:01.334 |
| 4 | 2:00.759 | +3.881 | 8:59:02.093 |
| 5 | 1:56.878 | - | 9:00:58.971 |

| Lap | Lap Tm | Diff | Time of Day |
|--------------------------|-----------------|--------|-------------|
| (31) Paul Brandon | | | |
| 1 | -:-- | | 8:53:27.361 |
| 2 | 2:02.076 | +4.540 | 8:55:29.437 |
| 3 | 1:57.682 | +0.146 | 8:57:27.119 |
| 4 | 1:59.709 | +2.173 | 8:59:26.828 |
| 5 | 1:57.536 | - | 9:01:24.364 |

| Lap | Lap Tm | Diff | Time of Day |
|-------------------------|-----------------|--------|-------------|
| (19) Adam Larkin | | | |
| 1 | -:-- | | 8:53:04.424 |
| 2 | 1:58.787 | +1.032 | 8:55:03.211 |
| 3 | 1:57.755 | - | 8:57:00.966 |
| 4 | 2:00.914 | +3.159 | 8:59:01.880 |

| Lap | Lap Tm | Diff | Time of Day |
|-------------------------------|-----------------|--------|-------------|
| (122) Andrew Whitehead | | | |
| 1 | -:-- | | 8:53:29.221 |
| 2 | 2:04.234 | +5.785 | 8:55:33.455 |
| 3 | 1:59.506 | +1.057 | 8:57:32.961 |
| 4 | 1:58.659 | +0.210 | 8:59:31.620 |
| 5 | 1:58.449 | - | 9:01:30.069 |

| Lap | Lap Tm | Diff | Time of Day |
|--------------------------------|-----------------|--------|-------------|
| (16) Christopher Morley | | | |
| 1 | -:-- | | 8:53:13.618 |
| 2 | 2:03.546 | +2.045 | 8:55:17.164 |
| 3 | 2:01.530 | +0.029 | 8:57:18.694 |
| 4 | 2:01.701 | +0.200 | 8:59:20.395 |
| 5 | 2:01.501 | - | 9:01:21.896 |

| Lap | Lap Tm | Diff | Time of Day |
|---------------------------|-----------------|---------|-------------|
| (22) Colin Wilcock | | | |
| 1 | -:-- | | 8:53:52.401 |
| 2 | 2:14.927 | +13.088 | 8:56:07.328 |
| 3 | 2:06.066 | +4.227 | 8:58:13.394 |
| 4 | 2:01.839 | - | 9:00:15.233 |
| 5 | 2:01.894 | +0.055 | 9:02:17.127 |

| Lap | Lap Tm | Diff | Time of Day |
|-----------------------------|-----------------|--------|-------------|
| (5) Scott MacFarlane | | | |
| 1 | -:-- | | 8:53:32.762 |
| 2 | 2:05.946 | +2.327 | 8:55:38.708 |
| 3 | 2:07.581 | +3.962 | 8:57:46.289 |

| Lap | Lap Tm | Diff | Time of Day |
|-----|-----------------|--------|-------------|
| 4 | 2:05.637 | +2.018 | 8:59:51.926 |
| 5 | 2:03.619 | - | 9:01:55.545 |

| Lap | Lap Tm | Diff | Time of Day |
|--------------------------|-----------------|--------|-------------|
| (44) Darren Jones | | | |
| 1 | -:-- | | 8:53:15.968 |
| 2 | 2:05.830 | +1.599 | 8:55:21.798 |
| 3 | 2:05.045 | +0.814 | 8:57:26.843 |
| 4 | 2:04.961 | +0.730 | 8:59:31.804 |
| 5 | 2:04.231 | - | 9:01:36.035 |

| Lap | Lap Tm | Diff | Time of Day |
|--------------------------|-----------------|--------|-------------|
| (431) Carl Hooper | | | |
| 1 | -:-- | | 8:53:10.924 |
| 2 | 2:04.454 | - | 8:55:15.378 |
| 3 | 2:04.893 | +0.439 | 8:57:20.271 |
| 4 | 2:08.017 | +3.563 | 8:59:28.288 |
| 5 | 2:05.466 | +1.012 | 9:01:33.754 |

| Lap | Lap Tm | Diff | Time of Day |
|----------------------------|-----------------|--------|-------------|
| (70) Andrew Dumbill | | | |
| 1 | -:-- | | 8:53:45.229 |
| 2 | 2:10.461 | +5.344 | 8:55:55.690 |
| 3 | 2:06.088 | +0.971 | 8:58:01.778 |
| 4 | 2:05.117 | - | 9:00:06.895 |
| 5 | 2:05.397 | +0.280 | 9:02:12.292 |

| Lap | Lap Tm | Diff | Time of Day |
|----------------------------|-----------------|--------|-------------|
| (17) Nathan Edwards | | | |
| 1 | -:-- | | 8:53:22.483 |
| 2 | 2:12.717 | +7.104 | 8:55:35.200 |
| 3 | 2:10.914 | +5.301 | 8:57:46.114 |
| 4 | 2:06.860 | +1.247 | 8:59:52.974 |
| 5 | 2:05.613 | - | 9:01:58.587 |

| Lap | Lap Tm | Diff | Time of Day |
|-----------------------------|-----------------|--------|-------------|
| (23) Bradley Kitchen | | | |
| 1 | -:-- | | 8:53:23.290 |
| 2 | 2:11.721 | +3.782 | 8:55:35.011 |
| 3 | 2:10.854 | +2.915 | 8:57:45.865 |
| 4 | 2:10.137 | +2.198 | 8:59:56.002 |
| 5 | 2:07.939 | - | 9:02:03.941 |

| Lap | Lap Tm | Diff | Time of Day |
|--------------------------|-----------------|---------|-------------|
| (69) Jamie Harris | | | |
| 1 | -:-- | | 8:53:32.583 |
| 2 | 2:15.984 | +7.067 | 8:55:48.567 |
| 3 | 2:09.496 | +0.579 | 8:57:58.063 |
| 4 | 2:08.917 | - | 9:00:06.980 |
| 5 | 2:22.444 | +13.527 | 9:02:29.424 |

| Lap | Lap Tm | Diff | Time of Day |
|--------------------------|-----------------|--------|-------------|
| (15) Richard Rowe | | | |
| 1 | -:-- | | 8:53:46.812 |
| 2 | 2:17.584 | +7.105 | 8:56:04.396 |
| 3 | 2:13.395 | +2.916 | 8:58:17.791 |
| 4 | 2:11.861 | +1.382 | 9:00:29.652 |
| 5 | 2:10.479 | - | 9:02:40.131 |

| Lap | Lap Tm | Diff | Time of Day |
|--------------------------|-----------------|--------|-------------|
| (20) Simon Napier | | | |
| 1 | -:-- | | 8:53:29.097 |
| 2 | 2:17.877 | +7.213 | 8:55:46.974 |
| 3 | 2:14.204 | +3.540 | 8:58:01.178 |
| 4 | 2:11.807 | +1.143 | 9:00:12.985 |
| 5 | 2:10.664 | - | 9:02:23.649 |

| Lap | Lap Tm | Diff | Time of Day |
|-------------------------|-----------------|---------|-------------|
| (63) Dave Murphy | | | |
| 1 | -:-- | | 8:53:47.244 |
| 2 | 2:23.650 | +11.356 | 8:56:10.894 |
| 3 | 2:15.146 | +2.852 | 8:58:26.040 |
| 4 | 2:15.001 | +2.707 | 9:00:41.041 |
| 5 | 2:12.294 | - | 9:02:53.335 |

| Lap | Lap Tm | Diff | Time of Day |
|----------------------------|-----------------|--------|-------------|
| (170) Richard Dorey | | | |
| 1 | -:-- | | 8:53:37.576 |
| 2 | 2:20.330 | +7.075 | 8:55:57.906 |
| 3 | 2:17.633 | +4.378 | 8:58:15.539 |
| 4 | 2:15.789 | +2.534 | 9:00:31.328 |
| 5 | 2:13.255 | - | 9:02:44.583 |

| Lap | Lap Tm | Diff | Time of Day |
|---------------------------|-----------------|--------|-------------|
| (24) Martin Darren | | | |
| 1 | -:-- | | 8:53:39.432 |
| 2 | 2:19.923 | +4.720 | 8:55:59.355 |
| 3 | 2:17.823 | +2.620 | 8:58:17.178 |
| 4 | 2:16.226 | +1.023 | 9:00:33.404 |
| 5 | 2:15.203 | - | 9:02:48.607 |

| Lap | Lap Tm | Diff | Time of Day |
|-------------------------|-----------------|---------|-------------|
| (8) Daniel Lloyd | | | |
| 1 | -:-- | | 8:53:47.300 |
| 2 | 2:28.493 | +11.684 | 8:56:15.793 |
| 3 | 2:19.039 | +2.230 | 8:58:34.832 |
| 4 | 2:16.809 | - | 9:00:51.641 |

| Lap | Lap Tm | Diff | Time of Day |
|------------------------|-----------------|---------|-------------|
| (52) Lee Davies | | | |
| 1 | -:-- | | 8:54:24.073 |
| 2 | 2:31.497 | +8.896 | 8:56:55.570 |
| 3 | 2:22.601 | - | 8:59:18.171 |
| 4 | 2:56.754 | +34.153 | 9:02:14.925 |

| Lap | Lap Tm | Diff | Time of Day |
|-------------------------|-----------------|------|-------------|
| (3) Joshua Jones | | | |
| 1 | -:-- | | 8:54:24.607 |
| 2 | 2:31.835 | - | 8:56:56.442 |

| Lap | Lap Tm | Diff | Time of Day |
|---------------------------|-----------------|--------|-------------|
| (4) Kimberley Rose | | | |
| 1 | -:-- | | 8:53:45.874 |
| 2 | 2:38.736 | +4.182 | 8:56:24.610 |
| 3 | 2:37.159 | +2.605 | 8:59:01.769 |
| 4 | 2:34.554 | - | 9:01:36.323 |

GP 125, GP 250 & SS400

Oulton International 2.692 Miles

Race 1 - AMENDED

31/05/2008 11:10

Race (6 Laps)

| Pos | No. | Class | Name | Make | Engine | Laps | Total Tm | Avg. Speed | Diff | Gap | Best Tm | Best Spd | In Lap |
|-----------------------|-----|------------|--------------------|----------|--------|------|-----------|------------|-----------|---------|----------|----------|--------|
| 125 GP | | | | | | | | | | | | | |
| 1 | 6 | 125 GP | Niall Waddell | Honda | 125 | 6 | 11:31.364 | 84.105 | - | - | 1:52.786 | 85.926 | 6 |
| 2 | 1 | 125 GP | Bryn Owen | Honda | 125 | 6 | 11:36.835 | 83.445 | +5.471 | +5.471 | 1:53.870 | 85.108 | 3 |
| 3 | 44 | 125 GP | Darren Jones | Honda | 125 | 6 | 12:10.597 | 79.589 | +39.233 | +33.762 | 2:00.268 | 80.580 | 4 |
| 4 | 23 | 125 GP | Bradley Kitchen | Honda | 125 | 6 | 12:30.784 | 77.449 | +59.420 | +20.187 | 2:03.322 | 78.585 | 3 |
| 5 | 69 | 125 GP | Jamie Harris | Honda | 125 | 6 | 12:41.791 | 76.330 | +1:10.427 | +11.007 | 2:04.919 | 77.580 | 5 |
| 6 | 24 | 125 GP | Martin Darren | Honda | 125 | 6 | 13:11.839 | 73.433 | +1:40.475 | +30.048 | 2:08.078 | 75.666 | 6 |
| 7 | 4 | 125 GP | Kimberley Rose | Honda | 125 | 5 | 12:30.451 | 64.569 | 1 Lap | 1 Lap | 2:28.170 | 65.406 | 5 |
| DNS | 99 | 125 GP | James Lodge | Honda | 125 | 0 | ---- | - | - | - | ---- | - | 0 |
| 250 GP | | | | | | | | | | | | | |
| 1 | 22 | 250 GP | Colin Wilcock | Yamaha | 250 | 6 | 11:26.979 | 84.642 | - | - | 1:52.006 | 86.524 | 6 |
| 2 | 31 | 250 GP | Paul Brandon | Honda | 250 | 6 | 11:28.186 | 84.493 | +1.207 | +1.207 | 1:52.150 | 86.413 | 5 |
| 3 | 5 | 250 GP | Scott MacFarlane | Honda | 250 | 6 | 12:06.468 | 80.041 | +39.489 | +38.282 | 1:59.657 | 80.992 | 4 |
| 4 | 63 | 250 GP | Dave Murphy | Yamaha | 250 | 6 | 12:32.250 | 77.298 | +1:05.271 | +25.782 | 2:03.473 | 78.488 | 3 |
| 5 | 25 | 250 GP | David Wright | Yamaha | 250 | 0 | ---- | - | - | - | ---- | - | 0 |
| Supersport 400 | | | | | | | | | | | | | |
| 1 | 122 | Supersport | Andrew Whitehead | Kawasaki | 400 | 6 | 11:46.757 | 82.273 | - | - | 1:52.258 | 86.330 | 6 |
| 2 | 14 | Supersport | Tim Kermode | Kawasaki | 400 | 6 | 11:58.935 | 80.880 | +12.178 | +12.178 | 1:55.328 | 84.032 | 3 |
| 3 | 19 | Supersport | Adam Larkin | Kawasaki | 400 | 6 | 12:13.536 | 79.270 | +26.779 | +14.601 | 1:57.805 | 82.265 | 6 |
| 4 | 16 | Supersport | Christopher Morley | Honda | 400 | 6 | 12:30.900 | 77.437 | +44.143 | +17.364 | 2:00.359 | 80.519 | 3 |
| 5 | 11 | Supersport | David Taylor | Kawasaki | 400 | 6 | 12:42.149 | 76.294 | +55.392 | +11.249 | 2:01.960 | 79.462 | 5 |
| 6 | 26 | Supersport | Keith Styles | Kawasaki | 400 | 6 | 12:45.655 | 75.944 | +58.898 | +3.506 | 2:04.838 | 77.630 | 2 |
| 7 | 17 | Supersport | Nathan Edwards | Honda | 400 | 6 | 12:53.792 | 75.146 | +1:07.035 | +8.137 | 2:03.445 | 78.506 | 2 |
| 8 | 20 | Supersport | Simon Napier | Honda | 400 | 6 | 13:07.941 | 73.796 | +1:21.184 | +14.149 | 2:05.028 | 77.512 | 4 |
| 9 | 15 | Supersport | Richard Rowe | Honda | 400 | 6 | 13:10.021 | 73.602 | +1:23.264 | +2.080 | 2:06.760 | 76.453 | 2 |
| 10 | 170 | Supersport | Richard Dorey | Honda | 400 | 6 | 13:12.641 | 73.359 | +1:25.884 | +2.620 | 2:06.302 | 76.730 | 6 |
| 11 | 52 | Supersport | Lee Davies | Honda | 400 | 6 | 13:28.654 | 71.906 | +1:41.897 | +16.013 | 2:08.402 | 75.475 | 3 |
| 12 | 8 | Supersport | Daniel Lloyd | Kawasaki | 400 | 5 | 11:31.479 | 70.076 | 1 Lap | 1 Lap | 2:11.350 | 73.781 | 3 |
| 13 | 70 | Supersport | Andrew Dumbill | Kawasaki | 400 | 3 | 6:28.132 | 74.906 | 3 Laps | 2 Laps | 2:01.613 | 79.689 | 2 |
| 14 | 431 | Supersport | Carl Hooper | Honda | 400 | 3 | 6:30.308 | 74.489 | +2.176 | +2.176 | 2:00.874 | 80.176 | 3 |

Announcements

No 1 - No Transponder

| Margin of Victory | Avg. Speed | Best Lap Tm | Best Spd | Best Lap by |
|-------------------|------------|-------------|----------|--------------------|
| +1.207 | 84.642 | 1:52.006 | 86.524 | [22] Colin Wilcock |

Nantwich & D.M.C & Cheshire M.C.R.R.C

GP 125, GP 250 & SS400

Oulton International 2.692 Miles

Race 1

31/05/2008 11:10

Race (6 Laps)

| Lap | Lap Tm | Diff | Time of Day |
|---------------------------|-----------------|--------|--------------|
| (22) Colin Wilcock | | | |
| 1 | -:-- | | 11:12:38.338 |
| 2 | 1:55.510 | +3.504 | 11:14:33.848 |
| 3 | 1:53.687 | +1.681 | 11:16:27.535 |
| 4 | 1:52.755 | +0.749 | 11:18:20.290 |
| 5 | 1:52.204 | +0.198 | 11:20:12.494 |
| 6 | 1:52.006 | - | 11:22:04.500 |

| Lap | Lap Tm | Diff | Time of Day |
|--------------------------|-----------------|--------|--------------|
| (31) Paul Brandon | | | |
| 1 | -:-- | | 11:12:39.321 |
| 2 | 1:54.958 | +2.808 | 11:14:34.279 |
| 3 | 1:53.697 | +1.547 | 11:16:27.976 |
| 4 | 1:52.696 | +0.546 | 11:18:20.672 |
| 5 | 1:52.150 | - | 11:20:12.822 |
| 6 | 1:52.885 | +0.735 | 11:22:05.707 |

| Lap | Lap Tm | Diff | Time of Day |
|--------------------------|-----------------|--------|--------------|
| (6) Niall Waddell | | | |
| 1 | -:-- | | 11:12:40.966 |
| 2 | 1:54.071 | +1.285 | 11:14:35.037 |
| 3 | 1:54.089 | +1.303 | 11:16:29.126 |
| 4 | 1:53.712 | +0.926 | 11:18:22.838 |
| 5 | 1:53.261 | +0.475 | 11:20:16.099 |
| 6 | 1:52.786 | - | 11:22:08.885 |

| Lap | Lap Tm | Diff | Time of Day |
|----------------------|-----------------|--------|--------------|
| (1) Bryn Owen | | | |
| 1 | -:-- | | 11:12:40.542 |
| 2 | 1:54.496 | +0.626 | 11:14:35.038 |
| 3 | 1:53.870 | - | 11:16:28.908 |
| 4 | 1:54.348 | +0.478 | 11:18:23.256 |
| 5 | 1:55.278 | +1.408 | 11:20:18.534 |
| 6 | 1:55.822 | +1.952 | 11:22:14.356 |

| Lap | Lap Tm | Diff | Time of Day |
|-------------------------------|-----------------|--------|--------------|
| (122) Andrew Whitehead | | | |
| 1 | -:-- | | 11:12:57.617 |
| 2 | 1:54.656 | +2.398 | 11:14:52.273 |
| 3 | 1:53.994 | +1.736 | 11:16:46.267 |
| 4 | 1:53.006 | +0.748 | 11:18:39.273 |
| 5 | 1:52.747 | +0.489 | 11:20:32.020 |
| 6 | 1:52.258 | - | 11:22:24.278 |

| Lap | Lap Tm | Diff | Time of Day |
|-------------------------|-----------------|--------|--------------|
| (14) Tim Kermode | | | |
| 1 | -:-- | | 11:12:57.434 |
| 2 | 1:56.168 | +0.840 | 11:14:53.602 |
| 3 | 1:55.328 | - | 11:16:48.930 |
| 4 | 1:55.722 | +0.394 | 11:18:44.652 |
| 5 | 1:55.772 | +0.444 | 11:20:40.424 |
| 6 | 1:56.032 | +0.704 | 11:22:36.456 |

| Lap | Lap Tm | Diff | Time of Day |
|-----------------------------|-----------------|--------|--------------|
| (5) Scott MacFarlane | | | |
| 1 | -:-- | | 11:12:42.719 |
| 2 | 1:59.844 | +0.187 | 11:14:42.563 |
| 3 | 2:01.901 | +2.244 | 11:16:44.464 |
| 4 | 1:59.657 | - | 11:18:44.121 |
| 5 | 2:00.135 | +0.478 | 11:20:44.256 |
| 6 | 1:59.733 | +0.076 | 11:22:43.989 |

| Lap | Lap Tm | Diff | Time of Day |
|--------------------------|-----------------|--------|--------------|
| (44) Darren Jones | | | |
| 1 | -:-- | | 11:12:44.218 |
| 2 | 2:00.925 | +0.657 | 11:14:45.143 |
| 3 | 2:01.206 | +0.938 | 11:16:46.349 |
| 4 | 2:00.268 | - | 11:18:46.617 |
| 5 | 2:00.727 | +0.459 | 11:20:47.344 |
| 6 | 2:00.774 | +0.506 | 11:22:48.118 |

| Lap | Lap Tm | Diff | Time of Day |
|-------------------------|-----------------|--------|--------------|
| (19) Adam Larkin | | | |
| 1 | -:-- | | 11:13:10.615 |
| 2 | 2:09.466 | +4.438 | 11:15:20.081 |

| Lap | Lap Tm | Diff | Time of Day |
|-----|-----------------|--------|--------------|
| 1 | -:-- | | 11:12:59.209 |
| 2 | 1:57.960 | +0.155 | 11:14:57.169 |
| 3 | 1:58.880 | +1.075 | 11:16:56.049 |
| 4 | 1:59.227 | +1.422 | 11:18:55.276 |
| 5 | 1:57.976 | +0.171 | 11:20:53.252 |
| 6 | 1:57.805 | - | 11:22:51.057 |

| Lap | Lap Tm | Diff | Time of Day |
|-----------------------------|-----------------|--------|--------------|
| (23) Bradley Kitchen | | | |
| 1 | -:-- | | 11:12:48.471 |
| 2 | 2:04.314 | +0.992 | 11:14:52.785 |
| 3 | 2:03.322 | - | 11:16:56.107 |
| 4 | 2:04.332 | +1.010 | 11:19:00.439 |
| 5 | 2:03.993 | +0.671 | 11:21:04.432 |
| 6 | 2:03.873 | +0.551 | 11:23:08.305 |

| Lap | Lap Tm | Diff | Time of Day |
|--------------------------------|-----------------|--------|--------------|
| (16) Christopher Morley | | | |
| 1 | -:-- | | 11:13:03.901 |
| 2 | 2:00.754 | +0.395 | 11:15:04.655 |
| 3 | 2:00.359 | - | 11:17:05.014 |
| 4 | 2:01.147 | +0.788 | 11:19:06.161 |
| 5 | 2:00.567 | +0.208 | 11:21:06.728 |
| 6 | 2:01.693 | +1.334 | 11:23:08.421 |

| Lap | Lap Tm | Diff | Time of Day |
|-------------------------|-----------------|--------|--------------|
| (63) Dave Murphy | | | |
| 1 | -:-- | | 11:12:47.822 |
| 2 | 2:04.160 | +0.687 | 11:14:51.982 |
| 3 | 2:03.473 | - | 11:16:55.455 |
| 4 | 2:04.382 | +0.909 | 11:18:59.837 |
| 5 | 2:05.581 | +2.108 | 11:21:05.414 |
| 6 | 2:04.353 | +0.880 | 11:23:09.771 |

| Lap | Lap Tm | Diff | Time of Day |
|--------------------------|-----------------|--------|--------------|
| (69) Jamie Harris | | | |
| 1 | -:-- | | 11:12:50.405 |
| 2 | 2:06.389 | +1.470 | 11:14:56.794 |
| 3 | 2:05.184 | +0.265 | 11:17:01.978 |
| 4 | 2:07.291 | +2.372 | 11:19:09.269 |
| 5 | 2:04.919 | - | 11:21:14.188 |
| 6 | 2:05.124 | +0.205 | 11:23:19.312 |

| Lap | Lap Tm | Diff | Time of Day |
|--------------------------|-----------------|--------|--------------|
| (11) David Taylor | | | |
| 1 | -:-- | | 11:13:07.072 |
| 2 | 2:02.067 | +0.107 | 11:15:09.139 |
| 3 | 2:02.928 | +0.968 | 11:17:12.067 |
| 4 | 2:03.349 | +1.389 | 11:19:15.416 |
| 5 | 2:01.960 | - | 11:21:17.376 |
| 6 | 2:02.294 | +0.334 | 11:23:19.670 |

| Lap | Lap Tm | Diff | Time of Day |
|--------------------------|-----------------|--------|--------------|
| (25) David Wright | | | |
| 1 | -:-- | | 11:12:49.599 |
| 2 | 2:04.838 | - | 11:14:54.437 |
| 3 | 2:06.706 | +1.868 | 11:17:01.143 |
| 4 | 2:07.760 | +2.922 | 11:19:08.903 |
| 5 | 2:08.263 | +3.425 | 11:21:17.166 |
| 6 | 2:06.010 | +1.172 | 11:23:23.176 |

| Lap | Lap Tm | Diff | Time of Day |
|----------------------------|-----------------|--------|--------------|
| (17) Nathan Edwards | | | |
| 1 | -:-- | | 11:13:10.338 |
| 2 | 2:03.445 | - | 11:15:13.783 |
| 3 | 2:03.542 | +0.097 | 11:17:17.325 |
| 4 | 2:04.904 | +1.459 | 11:19:22.229 |
| 5 | 2:05.066 | +1.621 | 11:21:27.295 |
| 6 | 2:04.018 | +0.573 | 11:23:31.313 |

| Lap | Lap Tm | Diff | Time of Day |
|--------------------------|-----------------|--------|--------------|
| (20) Simon Napier | | | |
| 1 | -:-- | | 11:13:10.615 |
| 2 | 2:09.466 | +4.438 | 11:15:20.081 |

| Lap | Lap Tm | Diff | Time of Day |
|-----|-----------------|--------|--------------|
| 3 | 2:07.291 | +2.263 | 11:17:27.372 |
| 4 | 2:05.028 | - | 11:19:32.400 |
| 5 | 2:06.774 | +1.746 | 11:21:39.174 |
| 6 | 2:06.288 | +1.260 | 11:23:45.462 |

| Lap | Lap Tm | Diff | Time of Day |
|--------------------------|-----------------|--------|--------------|
| (15) Richard Rowe | | | |
| 1 | -:-- | | 11:13:11.078 |
| 2 | 2:06.760 | - | 11:15:17.838 |
| 3 | 2:07.418 | +0.658 | 11:17:25.256 |
| 4 | 2:07.795 | +1.035 | 11:19:33.051 |
| 5 | 2:07.716 | +0.956 | 11:21:40.767 |
| 6 | 2:06.775 | +0.015 | 11:23:47.542 |

| Lap | Lap Tm | Diff | Time of Day |
|---------------------------|-----------------|--------|--------------|
| (24) Martin Darren | | | |
| 1 | -:-- | | 11:12:55.875 |
| 2 | 2:12.495 | +4.417 | 11:15:08.370 |
| 3 | 2:11.370 | +3.292 | 11:17:19.740 |
| 4 | 2:10.697 | +2.619 | 11:19:30.437 |
| 5 | 2:10.845 | +2.767 | 11:21:41.282 |
| 6 | 2:08.078 | - | 11:23:49.360 |

| Lap | Lap Tm | Diff | Time of Day |
|----------------------------|-----------------|--------|--------------|
| (170) Richard Dorey | | | |
| 1 | -:-- | | 11:13:13.109 |
| 2 | 2:09.454 | +3.152 | 11:15:22.563 |
| 3 | 2:07.486 | +1.184 | 11:17:30.049 |
| 4 | 2:07.068 | +0.766 | 11:19:37.117 |
| 5 | 2:06.743 | +0.441 | 11:21:43.860 |
| 6 | 2:06.302 | - | 11:23:50.162 |

| Lap | Lap Tm | Diff | Time of Day |
|------------------------|-----------------|--------|--------------|
| (52) Lee Davies | | | |
| 1 | -:-- | | 11:13:12.679 |
| 2 | 2:11.032 | +2.630 | 11:15:23.711 |
| 3 | 2:08.402 | - | 11:17:32.113 |
| 4 | 2:10.722 | +2.320 | 11:19:42.835 |
| 5 | 2:11.427 | +3.025 | 11:21:54.262 |
| 6 | 2:11.913 | +3.511 | 11:24:06.175 |

| Lap | Lap Tm | Diff | Time of Day |
|-------------------------|-----------------|--------|--------------|
| (8) Daniel Lloyd | | | |
| 1 | -:-- | | 11:13:17.001 |
| 2 | 2:14.265 | +2.915 | 11:15:31.266 |
| 3 | 2:11.350 | - | 11:17:42.616 |
| 4 | 2:11.835 | +0.485 | 11:19:54.451 |
| 5 | 2:14.549 | +3.199 | 11:22:09.000 |

| Lap | Lap Tm | Diff | Time of Day |
|---------------------------|-----------------|--------|--------------|
| (4) Kimberley Rose | | | |
| 1 | -:-- | | 11:13:09.640 |
| 2 | 2:29.176 | +1.006 | 11:15:38.816 |
| 3 | 2:31.390 | +3.220 | 11:18:10.206 |
| 4 | 2:29.596 | +1.426 | 11:20:39.802 |
| 5 | 2:28.170 | - | 11:23:07.972 |

| Lap | Lap Tm | Diff | Time of Day |
|----------------------------|-----------------|--------|--------------|
| (70) Andrew Dumbill | | | |
| 1 | -:-- | | 11:13:02.153 |
| 2 | 2:01.613 | - | 11:15:03.766 |
| 3 | 2:01.887 | +0.274 | 11:17:05.653 |

| Lap | Lap Tm | Diff | Time of Day |
|--------------------------|-----------------|--------|--------------|
| (431) Carl Hooper | | | |
| 1 | -:-- | | 11:13:05.732 |
| 2 | 2:01.223 | +0.349 | 11:15:06.955 |
| 3 | 2:00.874 | - | 11:17:07.829 |


GP 125, GP 250 & SS400

Oulton International 2.692 Miles


Race 1

31/05/2008 11:10


Race (6 Laps)



| Competitors | Laps | | | | | |
|-------------------------|------|-----|-----|-----|-----|-----|
| | 1 | 2 | 3 | 4 | 5 | 6 |
| Colin Wilcock (22) | 1 | 22 | 22 | 22 | 22 | 22 |
| Paul Brandon (31) | 2 | 31 | 31 | 31 | 31 | 31 |
| Bryn Owen (1) | 3 | 1 | 6 | 1 | 6 | 6 |
| Niall Waddell (6) | 4 | 6 | 1 | 6 | 1 | 1 |
| Scott MacFarlane (5) | 5 | 5 | 5 | 122 | 122 | 122 |
| Darren Jones (44) | 6 | 44 | 44 | 122 | 5 | 14 |
| Dave Murphy (63) | 7 | 63 | 63 | 44 | 14 | 5 |
| Bradley Kitchen (23) | 8 | 23 | 122 | 14 | 44 | 44 |
| David Wright (25) | 9 | 25 | 23 | 63 | 19 | 19 |
| Jamie Harris (69) | 10 | 69 | 14 | 19 | 63 | 23 |
| Martin Darren (24) | 11 | 24 | 25 | 23 | 23 | 63 |
| Tim Kermod (14) | 12 | 14 | 69 | 25 | 16 | 16 |
| Andrew Whitehead (122) | 13 | 122 | 19 | 69 | 25 | 69 |
| Adam Larkin (19) | 14 | 19 | 70 | 16 | 69 | 25 |
| Andrew Dumbill (70) | 15 | 70 | 16 | 70 | 11 | 11 |
| Christopher Morley (16) | 16 | 16 | 431 | 431 | 17 | 17 |
| Carl Hooper (431) | 17 | 431 | 24 | 11 | 24 | 20 |
| David Taylor (11) | 18 | 11 | 11 | 17 | 20 | 15 |
| Kimberley Rose (4) | 19 | 4 | 17 | 24 | 15 | 24 |
| Nathan Edwards (17) | 20 | 17 | 15 | 15 | 170 | 170 |
| Simon Napier (20) | 21 | 20 | 20 | 20 | 52 | 52 |
| Richard Rowe (15) | 22 | 15 | 170 | 170 | 8 | 8 |
| Lee Davies (52) | 23 | 52 | 52 | 52 | 4 | 4 |
| Richard Dorey (170) | 24 | 170 | 8 | 8 | | |
| Daniel Lloyd (8) | 25 | 8 | 4 | 4 | | |
| - | 26 | | | | | |



| | | | | |
|----------------------------------------------------|------------------------------------------------|------------------------------------------------|---------------------------------------------------|---|
| [2:16.809] [8] Daniel Lloyd | [2:22.601] [52] Lee Davies | [2:04.454] [431] Carl Hooper | [2:05.117] [70] Andrew Dumbill | 8 |
| 28 [2:10.664] [20] Simon Napier | 27 [2:05.613] [17] Nathan Edwards | 30 [2:13.255] [170] Richard Dorey | 29 [2:10.479] [15] Richard Rowe | 7 |
| 24 [2:01.501] [16] Christopher Morley | 23 [1:57.755] [19] Adam Larkin | 26 [26] Keith Styles | 25 [11] David Taylor | 6 |
| 20 | 19 | 22 [1:56.878] [14] Tim Kermod | 21 [1:58.449] [122] Andrew Whitehead | 5 |
| 16 [1:51.529] [99] James Lodge | 15 [2:34.554] [4] Kimberley Rose | 18 | 17 | 4 |
| 12 [2:07.939] [23] Bradley Kitchen | 11 [2:04.231] [44] Darren Jones | 14 [2:15.203] [24] Martin Darren | 13 [2:08.917] [69] Jamie Harris | 3 |
| 8 [2:12.294] [63] Dave Murphy | 7 [2:03.619] [5] Scott MacFarlane | 10 [1:55.981] [1] Bryn Owen | 9 [1:55.771] [6] Niall Waddell | 2 |
| 4 | 3 | 6 [1:57.536] [31] Paul Brandon | 5 [2:01.839] [22] Colin Wilcock | 1 |
| | | 2 | 1 | |



Powerbike

Oulton International 2.692 Miles

Race 2

31/05/2008 11:35

Race (6 Laps)

| Pos | No. | Class | Name | Make | Engine | Laps | Total Tm | Avg. Speed | Diff | Gap | Best Tm | Best Spd | In Lap |
|-----|-----|-----------|---------------------|----------|--------|------|-----------|------------|-----------|---------|----------|----------|--------|
| 1 | 12 | Powerbike | Tony Rainford | Yamaha | 1000 | 6 | 10:37.423 | 91.222 | - | - | 1:45.293 | 92.040 | 6 |
| 2 | 15 | Powerbike | Christian Elkin | Honda | 600 | 6 | 10:37.973 | 91.144 | +0.550 | +0.550 | 1:45.402 | 91.945 | 5 |
| 3 | 21 | Powerbike | Peter Newell | Suzuki | 1000 | 6 | 10:38.468 | 91.073 | +1.045 | +0.495 | 1:45.199 | 92.123 | 5 |
| 4 | 65 | Powerbike | Angelo DeRosa | Yamaha | 1000 | 6 | 10:50.206 | 89.429 | +12.783 | +11.738 | 1:46.438 | 91.050 | 6 |
| 5 | 70 | Powerbike | Steven Titterington | Yamaha | 1000 | 6 | 10:50.337 | 89.411 | +12.914 | +0.131 | 1:46.802 | 90.740 | 6 |
| 6 | 5 | Powerbike | Adrian Williams | Suzuki | 1000 | 6 | 10:50.544 | 89.382 | +13.121 | +0.207 | 1:46.779 | 90.759 | 6 |
| 7 | 10 | Powerbike | Jonathan Lodge | Yamaha | 600 | 6 | 10:50.857 | 89.339 | +13.434 | +0.313 | 1:46.474 | 91.019 | 6 |
| 8 | 115 | Powerbike | Andy Gibson | Yamaha | 1000 | 6 | 10:57.307 | 88.463 | +19.884 | +6.450 | 1:48.593 | 89.243 | 4 |
| 9 | 101 | Powerbike | David Bath | Honda | 600 | 6 | 10:57.352 | 88.457 | +19.929 | +0.045 | 1:48.233 | 89.540 | 6 |
| 10 | 123 | Powerbike | Jason Pyper | Suzuki | 1000 | 6 | 10:58.133 | 88.352 | +20.710 | +0.781 | 1:48.313 | 89.474 | 4 |
| 11 | 6 | Powerbike | Mathew Cox | Suzuki | 1000 | 6 | 10:58.346 | 88.323 | +20.923 | +0.213 | 1:48.281 | 89.500 | 2 |
| 12 | 144 | Powerbike | Jonathan Lock | Suzuki | 1000 | 6 | 11:03.939 | 87.579 | +26.516 | +5.593 | 1:48.865 | 89.020 | 6 |
| 13 | 22 | Powerbike | Scott Rourke | Suzuki | 1000 | 6 | 11:07.051 | 87.171 | +29.628 | +3.112 | 1:48.409 | 89.395 | 2 |
| 14 | 19 | Powerbike | Stephen Easton | Suzuki | 1000 | 6 | 11:07.071 | 87.168 | +29.648 | +0.020 | 1:48.431 | 89.377 | 2 |
| 15 | 23 | Powerbike | Mark Woods | Ducati | 998 | 6 | 11:07.284 | 87.140 | +29.861 | +0.213 | 1:48.398 | 89.404 | 5 |
| 16 | 114 | Powerbike | Josh Caygill | Yamaha | 600 | 6 | 11:12.123 | 86.513 | +34.700 | +4.839 | 1:50.417 | 87.769 | 2 |
| 17 | 140 | Powerbike | John Colling | Suzuki | 1000 | 6 | 11:14.255 | 86.239 | +36.832 | +2.132 | 1:50.236 | 87.913 | 3 |
| 18 | 9 | Powerbike | Mick Hancock | Suzuki | 1000 | 6 | 11:17.469 | 85.830 | +40.046 | +3.214 | 1:50.589 | 87.633 | 3 |
| 19 | 59 | Powerbike | Richard Ashworth | Yamaha | 1000 | 6 | 11:20.075 | 85.501 | +42.652 | +2.606 | 1:50.486 | 87.714 | 3 |
| 20 | 42 | Powerbike | Philip Ashworth | Yamaha | 1000 | 6 | 11:26.113 | 84.749 | +48.690 | +6.038 | 1:52.332 | 86.273 | 6 |
| 21 | 3 | Powerbike | Peter Gunson | Honda | 1000 | 6 | 11:28.589 | 84.444 | +51.166 | +2.476 | 1:51.741 | 86.729 | 6 |
| 22 | 11 | Powerbike | Wayne Griffiths | Honda | 600 | 6 | 11:31.762 | 84.057 | +54.339 | +3.173 | 1:52.395 | 86.224 | 6 |
| 23 | 50 | Powerbike | Malcolm McKinney | Kawasaki | 1000 | 6 | 11:32.023 | 84.025 | +54.600 | +0.261 | 1:52.425 | 86.201 | 6 |
| 24 | 54 | Powerbike | William Davison | Honda | 600 | 6 | 11:32.103 | 84.015 | +54.680 | +0.080 | 1:51.660 | 86.792 | 6 |
| 25 | 33 | Powerbike | Chris Gibson | Yamaha | 1000 | 6 | 11:32.494 | 83.968 | +55.071 | +0.391 | 1:52.051 | 86.489 | 6 |
| 26 | 16 | Powerbike | Stephen Turner | Suzuki | 1000 | 6 | 11:37.824 | 83.326 | +1:00.401 | +5.330 | 1:54.490 | 84.647 | 6 |
| 27 | 8 | Powerbike | Andrew Cliffe | Suzuki | 1000 | 6 | 11:44.633 | 82.521 | +1:07.210 | +6.809 | 1:54.855 | 84.378 | 6 |
| 28 | 25 | Powerbike | Dominic Fenton | Yamaha | 1000 | 6 | 11:49.744 | 81.927 | +1:12.321 | +5.111 | 1:53.964 | 85.037 | 4 |
| 29 | 29 | Powerbike | Sam Bonney | Honda | 600 | 6 | 11:52.881 | 81.566 | +1:15.458 | +3.137 | 1:56.616 | 83.104 | 3 |
| 30 | 151 | Powerbike | Gary Whites | Suzuki | 1000 | 6 | 11:52.954 | 81.558 | +1:15.531 | +0.073 | 1:55.932 | 83.594 | 4 |
| 31 | 17 | Powerbike | Andrew Clark | Suzuki | 1000 | 6 | 11:53.341 | 81.514 | +1:15.918 | +0.387 | 1:55.720 | 83.747 | 5 |
| 32 | 176 | Powerbike | Stephen McConnell | Yamaha | 600 | 6 | 12:03.356 | 80.385 | +1:25.933 | +10.015 | 1:57.774 | 82.286 | 4 |
| 33 | 40 | Powerbike | Daz Cooper | Yamaha | 1000 | 6 | 12:08.270 | 79.843 | +1:30.847 | +4.914 | 1:57.968 | 82.151 | 2 |
| 34 | 20 | Powerbike | Michael Dearden | Suzuki | 1000 | 6 | 12:11.336 | 79.508 | +1:33.913 | +3.066 | 1:59.126 | 81.353 | 5 |

Not classified (75% = 5 Laps)

| | | | | | | | | | | | | | |
|----|----|-----------|-------------|----------|------|---|----------|--------|--------|--------|----------|--------|---|
| 35 | 42 | Powerbike | Steven Hill | Kawasaki | 1000 | 4 | 7:22.851 | 87.535 | 2 Laps | 2 Laps | 1:47.661 | 90.016 | 4 |
| 36 | 1 | Powerbike | John Robb | Suzuki | 1000 | 3 | 5:50.729 | 82.895 | 3 Laps | 1 Lap | 1:52.087 | 86.461 | 3 |

Announcements

No 15 - No Transponder

| Margin of Victory | Avg. Speed | Best Lap Tm | Best Spd | Best Lap by |
|-------------------|------------|-------------|----------|-------------------|
| +0.550 | 91.222 | 1:45.199 | 92.123 | [21] Peter Newell |

Nantwich & D.M.C & Cheshire M.C.R.R.C

Powerbike

Oulton International 2.692 Miles

Race 2

31/05/2008 11:35

Race (6 Laps)

| Lap | Lap Tm | Diff | Time of Day |
|---------------------------|-----------------|--------|--------------|
| (12) Tony Rainford | | | |
| 1 | -:-- | | 11:34:36.976 |
| 2 | 1:45.623 | +0.330 | 11:36:22.599 |
| 3 | 1:45.495 | +0.202 | 11:38:08.094 |
| 4 | 1:45.734 | +0.441 | 11:39:53.828 |
| 5 | 1:45.316 | +0.023 | 11:41:39.144 |
| 6 | 1:45.293 | - | 11:43:24.437 |

| Lap | Lap Tm | Diff | Time of Day |
|-----------------------------|-----------------|--------|--------------|
| (15) Christian Elkin | | | |
| 1 | -:-- | | 11:34:36.710 |
| 2 | 1:45.587 | +0.185 | 11:36:22.297 |
| 3 | 1:45.540 | +0.138 | 11:38:07.837 |
| 4 | 1:45.798 | +0.396 | 11:39:53.635 |
| 5 | 1:45.402 | - | 11:41:39.037 |
| 6 | 1:45.950 | +0.548 | 11:43:24.987 |

| Lap | Lap Tm | Diff | Time of Day |
|--------------------------|-----------------|--------|--------------|
| (21) Peter Newell | | | |
| 1 | -:-- | | 11:34:38.270 |
| 2 | 1:45.384 | +0.185 | 11:36:23.654 |
| 3 | 1:45.341 | +0.142 | 11:38:08.995 |
| 4 | 1:45.401 | +0.202 | 11:39:54.396 |
| 5 | 1:45.199 | - | 11:41:39.595 |
| 6 | 1:45.887 | +0.688 | 11:43:25.482 |

| Lap | Lap Tm | Diff | Time of Day |
|---------------------------|-----------------|--------|--------------|
| (65) Angelo DeRosa | | | |
| 1 | -:-- | | 11:34:41.549 |
| 2 | 1:48.269 | +1.831 | 11:36:29.818 |
| 3 | 1:46.733 | +0.295 | 11:38:16.551 |
| 4 | 1:47.140 | +0.702 | 11:40:03.691 |
| 5 | 1:47.091 | +0.653 | 11:41:50.782 |
| 6 | 1:46.438 | - | 11:43:37.220 |

| Lap | Lap Tm | Diff | Time of Day |
|---------------------------------|-----------------|--------|--------------|
| (70) Steven Titterington | | | |
| 1 | -:-- | | 11:34:39.325 |
| 2 | 1:46.999 | +0.197 | 11:36:26.324 |
| 3 | 1:47.326 | +0.524 | 11:38:13.650 |
| 4 | 1:48.051 | +1.249 | 11:40:01.701 |
| 5 | 1:48.848 | +2.046 | 11:41:50.549 |
| 6 | 1:46.802 | - | 11:43:37.351 |

| Lap | Lap Tm | Diff | Time of Day |
|----------------------------|-----------------|--------|--------------|
| (5) Adrian Williams | | | |
| 1 | -:-- | | 11:34:40.547 |
| 2 | 1:48.385 | +1.606 | 11:36:28.932 |
| 3 | 1:47.567 | +0.788 | 11:38:16.499 |
| 4 | 1:47.293 | +0.514 | 11:40:03.792 |
| 5 | 1:46.987 | +0.208 | 11:41:50.779 |
| 6 | 1:46.779 | - | 11:43:37.558 |

| Lap | Lap Tm | Diff | Time of Day |
|----------------------------|-----------------|--------|--------------|
| (10) Jonathan Lodge | | | |
| 1 | -:-- | | 11:34:41.316 |
| 2 | 1:47.863 | +1.389 | 11:36:29.179 |
| 3 | 1:47.654 | +1.180 | 11:38:16.833 |
| 4 | 1:47.616 | +1.142 | 11:40:04.449 |
| 5 | 1:46.948 | +0.474 | 11:41:51.397 |
| 6 | 1:46.474 | - | 11:43:37.871 |

| Lap | Lap Tm | Diff | Time of Day |
|--------------------------|-----------------|--------|--------------|
| (115) Andy Gibson | | | |
| 1 | -:-- | | 11:34:41.011 |
| 2 | 1:48.814 | +0.221 | 11:36:29.825 |
| 3 | 1:48.599 | +0.006 | 11:38:18.424 |
| 4 | 1:48.593 | - | 11:40:07.017 |
| 5 | 1:48.625 | +0.032 | 11:41:55.642 |
| 6 | 1:48.679 | +0.086 | 11:43:44.321 |

| Lap | Lap Tm | Diff | Time of Day |
|-------------------------|--------|------|-------------|
| (101) David Bath | | | |

| Lap | Lap Tm | Diff | Time of Day |
|-----|-----------------|--------|--------------|
| 1 | -:-- | | 11:34:40.541 |
| 2 | 1:50.053 | +1.820 | 11:36:30.594 |
| 3 | 1:48.305 | +0.072 | 11:38:18.899 |
| 4 | 1:48.575 | +0.342 | 11:40:07.474 |
| 5 | 1:48.659 | +0.426 | 11:41:56.133 |
| 6 | 1:48.233 | - | 11:43:44.366 |

| Lap | Lap Tm | Diff | Time of Day |
|--------------------------|-----------------|--------|--------------|
| (123) Jason Pyper | | | |
| 1 | -:-- | | 11:34:42.228 |
| 2 | 1:48.740 | +0.427 | 11:36:30.968 |
| 3 | 1:48.509 | +0.196 | 11:38:19.477 |
| 4 | 1:48.313 | - | 11:40:07.790 |
| 5 | 1:48.785 | +0.472 | 11:41:56.575 |
| 6 | 1:48.572 | +0.259 | 11:43:45.147 |

| Lap | Lap Tm | Diff | Time of Day |
|-----------------------|-----------------|--------|--------------|
| (6) Mathew Cox | | | |
| 1 | -:-- | | 11:34:42.846 |
| 2 | 1:48.281 | - | 11:36:31.127 |
| 3 | 1:48.569 | +0.288 | 11:38:19.696 |
| 4 | 1:48.685 | +0.404 | 11:40:08.381 |
| 5 | 1:48.657 | +0.376 | 11:41:57.038 |
| 6 | 1:48.322 | +0.041 | 11:43:45.360 |

| Lap | Lap Tm | Diff | Time of Day |
|----------------------------|-----------------|--------|--------------|
| (144) Jonathan Lock | | | |
| 1 | -:-- | | 11:34:44.117 |
| 2 | 1:49.582 | +0.717 | 11:36:33.699 |
| 3 | 1:49.296 | +0.431 | 11:38:22.995 |
| 4 | 1:49.276 | +0.411 | 11:40:12.271 |
| 5 | 1:49.817 | +0.952 | 11:42:02.088 |
| 6 | 1:48.865 | - | 11:43:50.953 |

| Lap | Lap Tm | Diff | Time of Day |
|--------------------------|-----------------|--------|--------------|
| (22) Scott Rourke | | | |
| 1 | -:-- | | 11:34:43.565 |
| 2 | 1:48.409 | - | 11:36:31.974 |
| 3 | 1:50.121 | +1.712 | 11:38:22.095 |
| 4 | 1:50.430 | +2.021 | 11:40:12.525 |
| 5 | 1:50.875 | +2.466 | 11:42:03.400 |
| 6 | 1:50.665 | +2.256 | 11:43:54.065 |

| Lap | Lap Tm | Diff | Time of Day |
|----------------------------|-----------------|--------|--------------|
| (19) Stephen Easton | | | |
| 1 | -:-- | | 11:34:43.859 |
| 2 | 1:48.431 | - | 11:36:32.290 |
| 3 | 1:50.523 | +2.092 | 11:38:22.813 |
| 4 | 1:51.024 | +2.593 | 11:40:13.837 |
| 5 | 1:49.666 | +1.235 | 11:42:03.503 |
| 6 | 1:50.582 | +2.151 | 11:43:54.085 |

| Lap | Lap Tm | Diff | Time of Day |
|------------------------|-----------------|--------|--------------|
| (23) Mark Woods | | | |
| 1 | -:-- | | 11:34:47.951 |
| 2 | 1:48.574 | +0.176 | 11:36:36.525 |
| 3 | 1:50.141 | +1.743 | 11:38:26.666 |
| 4 | 1:48.533 | +0.135 | 11:40:15.199 |
| 5 | 1:48.398 | - | 11:42:03.597 |
| 6 | 1:50.701 | +2.303 | 11:43:54.298 |

| Lap | Lap Tm | Diff | Time of Day |
|---------------------------|-----------------|--------|--------------|
| (114) Josh Caygill | | | |
| 1 | -:-- | | 11:34:45.612 |
| 2 | 1:50.417 | - | 11:36:36.029 |
| 3 | 1:50.524 | +0.107 | 11:38:26.553 |
| 4 | 1:51.563 | +1.146 | 11:40:18.116 |
| 5 | 1:50.433 | +0.016 | 11:42:08.549 |
| 6 | 1:50.588 | +0.171 | 11:43:59.137 |

| Lap | Lap Tm | Diff | Time of Day |
|---------------------------|-----------------|--------|--------------|
| (140) John Colling | | | |
| 1 | -:-- | | 11:34:44.981 |
| 2 | 1:50.703 | +0.467 | 11:36:35.684 |

| Lap | Lap Tm | Diff | Time of Day |
|-----|-----------------|--------|--------------|
| 3 | 1:50.236 | - | 11:38:25.920 |
| 4 | 1:52.072 | +1.836 | 11:40:17.992 |
| 5 | 1:52.404 | +2.168 | 11:42:10.396 |
| 6 | 1:50.873 | +0.637 | 11:44:01.269 |

| Lap | Lap Tm | Diff | Time of Day |
|-------------------------|-----------------|--------|--------------|
| (9) Mick Hancock | | | |
| 1 | -:-- | | 11:34:48.294 |
| 2 | 1:50.825 | +0.236 | 11:36:39.119 |
| 3 | 1:50.589 | - | 11:38:29.708 |
| 4 | 1:51.493 | +0.904 | 11:40:21.201 |
| 5 | 1:51.947 | +1.358 | 11:42:13.148 |
| 6 | 1:51.335 | +0.746 | 11:44:04.483 |

| Lap | Lap Tm | Diff | Time of Day |
|------------------------------|-----------------|--------|--------------|
| (59) Richard Ashworth | | | |
| 1 | -:-- | | 11:34:49.838 |
| 2 | 1:51.684 | +1.198 | 11:36:41.522 |
| 3 | 1:50.486 | - | 11:38:32.008 |
| 4 | 1:51.070 | +0.584 | 11:40:23.078 |
| 5 | 1:51.888 | +1.402 | 11:42:14.966 |
| 6 | 1:52.123 | +1.637 | 11:44:07.089 |

| Lap | Lap Tm | Diff | Time of Day |
|-----------------------------|-----------------|--------|--------------|
| (42) Philip Ashworth | | | |
| 1 | -:-- | | 11:34:48.678 |
| 2 | 1:52.858 | +0.526 | 11:36:41.536 |
| 3 | 1:53.319 | +0.987 | 11:38:34.855 |
| 4 | 1:52.650 | +0.318 | 11:40:27.505 |
| 5 | 1:53.290 | +0.958 | 11:42:20.795 |
| 6 | 1:52.332 | - | 11:44:13.127 |

| Lap | Lap Tm | Diff | Time of Day |
|-------------------------|-----------------|--------|--------------|
| (3) Peter Gunson | | | |
| 1 | -:-- | | 11:34:49.971 |
| 2 | 1:53.982 | +2.241 | 11:36:43.953 |
| 3 | 1:53.617 | +1.876 | 11:38:37.570 |
| 4 | 1:53.660 | +1.919 | 11:40:31.230 |
| 5 | 1:52.632 | +0.891 | 11:42:23.862 |
| 6 | 1:51.741 | - | 11:44:15.603 |

| Lap | Lap Tm | Diff | Time of Day |
|-----------------------------|-----------------|--------|--------------|
| (11) Wayne Griffiths | | | |
| 1 | -:-- | | 11:34:48.214 |
| 2 | 1:55.345 | +2.950 | 11:36:43.559 |
| 3 | 1:53.818 | +1.423 | 11:38:37.377 |
| 4 | 1:55.438 | +3.043 | 11:40:32.815 |
| 5 | 1:53.566 | +1.171 | 11:42:26.381 |
| 6 | 1:52.395 | - | 11:44:18.776 |

| Lap | Lap Tm | Diff | Time of Day |
|------------------------------|-----------------|--------|--------------|
| (50) Malcolm McKinney | | | |
| 1 | -:-- | | 11:34:50.979 |
| 2 | 1:53.998 | +1.573 | 11:36:44.977 |
| 3 | 1:54.809 | +2.384 | 11:38:39.786 |
| 4 | 1:53.340 | +0.915 | 11:40:33.126 |
| 5 | 1:53.486 | +1.061 | 11:42:26.612 |
| 6 | 1:52.425 | - | 11:44:19.037 |

| Lap | Lap Tm | Diff | Time of Day |
|-----------------------------|-----------------|--------|--------------|
| (54) William Davison | | | |
| 1 | -:-- | | 11:34:51.337 |
| 2 | 1:54.359 | +2.699 | 11:36:45.696 |
| 3 | 1:54.641 | +2.981 | 11:38:40.337 |
| 4 | 1:53.398 | +1.738 | 11:40:33.735 |
| 5 | 1:53.722 | +2.062 | 11:42:27.457 |
| 6 | 1:51.660 | - | 11:44:19.117 |

| Lap | Lap Tm | Diff | Time of Day |
|--------------------------|-----------------|--------|--------------|
| (33) Chris Gibson | | | |
| 1 | -:-- | | 11:34:51.370 |
| 2 | 1:54.062 | +2.011 | 11:36:45.432 |
| 3 | 1:54.595 | +2.544 | 11:38:40.027 |
| 4 | 1:53.345 | +1.294 | 11:40:33.372 |

Nantwich & D.M.C & Cheshire M.C.R.R.C

Powerbike

Oulton International 2.692 Miles

Race 2

31/05/2008 11:35

Race (6 Laps)

| Lap | Lap Tm | Diff | Time of Day |
|-----|-----------------|--------|--------------|
| 5 | 1:54.085 | +2.034 | 11:42:27.457 |
| 6 | 1:52.051 | - | 11:44:19.508 |

(16) Stephen Turner

| Lap | Lap Tm | Diff | Time of Day |
|-----|-----------------|--------|--------------|
| 1 | -:-- | | 11:34:49.378 |
| 2 | 1:55.123 | +0.633 | 11:36:44.501 |
| 3 | 1:54.977 | +0.487 | 11:38:39.478 |
| 4 | 1:56.100 | +1.610 | 11:40:35.578 |
| 5 | 1:54.770 | +0.280 | 11:42:30.348 |
| 6 | 1:54.490 | - | 11:44:24.838 |

(8) Andrew Cliffe

| Lap | Lap Tm | Diff | Time of Day |
|-----|-----------------|--------|--------------|
| 1 | -:-- | | 11:34:53.413 |
| 2 | 1:56.821 | +1.966 | 11:36:50.234 |
| 3 | 1:55.872 | +1.017 | 11:38:46.106 |
| 4 | 1:55.588 | +0.733 | 11:40:41.694 |
| 5 | 1:55.098 | +0.243 | 11:42:36.792 |
| 6 | 1:54.855 | - | 11:44:31.647 |

(25) Dominic Fenton

| Lap | Lap Tm | Diff | Time of Day |
|-----|-----------------|--------|--------------|
| 1 | -:-- | | 11:34:56.122 |
| 2 | 1:56.650 | +2.686 | 11:36:52.772 |
| 3 | 1:59.451 | +5.487 | 11:38:52.223 |
| 4 | 1:53.964 | - | 11:40:46.187 |
| 5 | 1:56.603 | +2.639 | 11:42:42.790 |
| 6 | 1:53.968 | +0.004 | 11:44:36.758 |

(29) Sam Bonney

| Lap | Lap Tm | Diff | Time of Day |
|-----|-----------------|--------|--------------|
| 1 | -:-- | | 11:34:53.240 |
| 2 | 1:57.756 | +1.140 | 11:36:50.996 |
| 3 | 1:56.616 | - | 11:38:47.612 |
| 4 | 1:57.461 | +0.845 | 11:40:45.073 |
| 5 | 1:57.601 | +0.985 | 11:42:42.674 |
| 6 | 1:57.221 | +0.605 | 11:44:39.895 |

(151) Gary Whaites

| Lap | Lap Tm | Diff | Time of Day |
|-----|-----------------|--------|--------------|
| 1 | -:-- | | 11:34:56.676 |
| 2 | 1:56.414 | +0.482 | 11:36:53.090 |
| 3 | 1:58.391 | +2.459 | 11:38:51.481 |
| 4 | 1:55.932 | - | 11:40:47.413 |
| 5 | 1:56.517 | +0.585 | 11:42:43.930 |
| 6 | 1:56.038 | +0.106 | 11:44:39.968 |

(17) Andrew Clark

| Lap | Lap Tm | Diff | Time of Day |
|-----|-----------------|--------|--------------|
| 1 | -:-- | | 11:34:56.895 |
| 2 | 1:56.609 | +0.889 | 11:36:53.504 |
| 3 | 1:58.996 | +3.276 | 11:38:52.500 |
| 4 | 1:56.151 | +0.431 | 11:40:48.651 |
| 5 | 1:55.720 | - | 11:42:44.371 |
| 6 | 1:55.984 | +0.264 | 11:44:40.355 |

(176) Stephen McConnell

| Lap | Lap Tm | Diff | Time of Day |
|-----|-----------------|--------|--------------|
| 1 | -:-- | | 11:34:56.089 |
| 2 | 1:59.763 | +1.989 | 11:36:55.852 |
| 3 | 1:59.544 | +1.770 | 11:38:55.396 |
| 4 | 1:57.774 | - | 11:40:53.170 |
| 5 | 1:58.578 | +0.804 | 11:42:51.748 |
| 6 | 1:58.622 | +0.848 | 11:44:50.370 |

(40) Daz Cooper

| Lap | Lap Tm | Diff | Time of Day |
|-----|-----------------|--------|--------------|
| 1 | -:-- | | 11:34:54.666 |
| 2 | 1:57.968 | - | 11:36:52.634 |
| 3 | 1:59.530 | +1.562 | 11:38:52.164 |
| 4 | 2:00.668 | +2.700 | 11:40:52.832 |
| 5 | 2:00.974 | +3.006 | 11:42:53.806 |
| 6 | 2:01.478 | +3.510 | 11:44:55.284 |

| Lap | Lap Tm | Diff | Time of Day |
|-----------------------------|-----------------|--------|--------------|
| (20) Michael Dearden | | | |
| 1 | -:-- | | 11:34:58.117 |
| 2 | 1:59.786 | +0.660 | 11:36:57.903 |
| 3 | 2:01.439 | +2.313 | 11:38:59.342 |
| 4 | 2:00.598 | +1.472 | 11:40:59.940 |
| 5 | 1:59.126 | - | 11:42:59.066 |
| 6 | 1:59.284 | +0.158 | 11:44:58.350 |

(42) Steven Hill

| Lap | Lap Tm | Diff | Time of Day |
|-----|-----------------|--------|--------------|
| 1 | -:-- | | 11:34:44.044 |
| 2 | 1:49.863 | +2.202 | 11:36:33.907 |
| 3 | 1:48.297 | +0.636 | 11:38:22.204 |
| 4 | 1:47.661 | - | 11:40:09.865 |

(1) John Robb

| Lap | Lap Tm | Diff | Time of Day |
|-----|-----------------|--------|--------------|
| 1 | -:-- | | 11:34:53.441 |
| 2 | 1:52.215 | +0.128 | 11:36:45.656 |
| 3 | 1:52.087 | - | 11:38:37.743 |

Powerbike

Oulton International 2.692 Miles

Race 2

31/05/2008 11:35

Race (6 Laps)

| Competitors | Laps | | | | | |
|--------------------------|------|-----|-----|-----|-----|-----|
| | 1 | 2 | 3 | 4 | 5 | 6 |
| Christian Elkin (15) | 1 | 15 | 15 | 15 | 15 | 12 |
| Tony Rainford (12) | 2 | 12 | 12 | 12 | 12 | 15 |
| Peter Newell (21) | 3 | 21 | 21 | 21 | 21 | 21 |
| Steven Titterington (70) | 4 | 70 | 70 | 70 | 70 | 65 |
| David Bath (101) | 5 | 101 | 5 | 5 | 65 | 5 |
| Adrian Williams (5) | 6 | 5 | 10 | 65 | 5 | 65 |
| Andy Gibson (115) | 7 | 115 | 65 | 10 | 10 | 10 |
| Jonathan Lodge (10) | 8 | 10 | 115 | 115 | 115 | 115 |
| Angelo DeRosa (65) | 9 | 65 | 101 | 101 | 101 | 101 |
| Jason Pyper (123) | 10 | 123 | 123 | 123 | 123 | 123 |
| Mathew Cox (6) | 11 | 6 | 6 | 6 | 6 | 6 |
| Scott Rourke (22) | 12 | 22 | 22 | 22 | 42 | 144 |
| Stephen Easton (19) | 13 | 19 | 19 | 42 | 144 | 22 |
| Steven Hill (42) | 14 | 42 | 144 | 19 | 22 | 19 |
| Jonathan Lock (144) | 15 | 144 | 42 | 144 | 19 | 23 |
| John Colling (140) | 16 | 140 | 140 | 140 | 23 | 114 |
| Josh Caygill (114) | 17 | 114 | 114 | 114 | 140 | 140 |
| Mark Woods (23) | 18 | 23 | 23 | 23 | 114 | 9 |
| Wayne Griffiths (11) | 19 | 11 | 9 | 9 | 9 | 59 |
| Mick Hancock (9) | 20 | 9 | 59 | 59 | 59 | 42 |
| Philip Ashworth (42) | 21 | 42 | 42 | 42 | 42 | 3 |
| Stephen Turner (16) | 22 | 16 | 11 | 11 | 3 | 11 |
| Richard Ashworth (59) | 23 | 59 | 3 | 3 | 11 | 50 |
| Peter Gunson (3) | 24 | 3 | 16 | 1 | 50 | 33 |
| Malcolm McKinney (50) | 25 | 50 | 50 | 16 | 33 | 54 |
| William Davison (54) | 26 | 54 | 33 | 50 | 54 | 16 |
| Chris Gibson (33) | 27 | 33 | 1 | 33 | 16 | 8 |
| Sam Bonney (29) | 28 | 29 | 54 | 54 | 8 | 29 |
| Andrew Cliffe (8) | 29 | 8 | 8 | 8 | 29 | 25 |
| John Robb (1) | 30 | 1 | 29 | 29 | 25 | 151 |
| Daz Cooper (40) | 31 | 40 | 40 | 151 | 151 | 17 |
| Stephen McConnell (176) | 32 | 176 | 25 | 40 | 17 | 176 |
| Dominic Fenton (25) | 33 | 25 | 151 | 25 | 40 | 40 |
| Gary Whaites (151) | 34 | 151 | 17 | 17 | 176 | 20 |
| Andrew Clark (17) | 35 | 17 | 176 | 176 | 20 | |
| Michael Dearden (20) | 36 | 20 | 20 | 20 | | |

Classic 250, 500, Over 500 & Post 125

Oulton International 2.692 Miles

Race 3 - AMENDED

31/05/2008 11:11

Race (6 Laps)

| Pos | No. | Class | Name | Make | Engine | Laps | Total Tm | Avg. Speed | Diff | Gap | Best Tm | Best Spd | In Lap |
|-------------------------|-----|-------------|-----------------|-----------|--------|------|-----------|------------|-----------|-----------|----------|----------|--------|
| Classic 250 | | | | | | | | | | | | | |
| 1 | 44 | Classic 250 | Pat Wynne | Ducati | 250 | 5 | 13:22.560 | 60.377 | - | - | 2:38.097 | 61.299 | 2 |
| 2 | 42 | Classic 250 | Frank Kingsmill | Triumph | 250 | 5 | 14:19.905 | 56.350 | +57.345 | +57.345 | 2:47.873 | 57.729 | 5 |
| Classic 500 | | | | | | | | | | | | | |
| 1 | 2 | Classic 500 | John Cronshaw | BSA | 500 | 6 | 12:12.372 | 79.396 | - | - | 1:58.809 | 81.570 | 2 |
| 2 | 5 | Classic 500 | Steve Elliott | Honda | 350 | 6 | 12:32.829 | 77.238 | +20.457 | +20.457 | 2:03.913 | 78.210 | 6 |
| 3 | 10 | Classic 500 | Andrew Taylor | Honda | 350 | 6 | 12:59.610 | 74.585 | +47.238 | +26.781 | 2:07.545 | 75.983 | 6 |
| 4 | 77 | Classic 500 | Gary Freeman | Honda | 350 | 6 | 12:59.844 | 74.563 | +47.472 | +0.234 | 2:08.436 | 75.455 | 4 |
| 5 | 9 | Classic 500 | Alan Brooks | Honda | 350 | 6 | 13:09.299 | 73.669 | +56.927 | +9.455 | 2:09.528 | 74.819 | 3 |
| 6 | 16 | Classic 500 | Peter Casey | Honda | 350 | 6 | 13:40.728 | 70.848 | +1:28.356 | +31.429 | 2:14.354 | 72.132 | 6 |
| 7 | 12 | Classic 500 | Hefyn Owen | AJS | 350 | 6 | 13:56.210 | 69.537 | +1:43.838 | +15.482 | 2:16.339 | 71.082 | 6 |
| 8 | 20 | Classic 500 | Peter Lockwood | Matchless | 500 | 6 | 14:11.888 | 68.257 | +1:59.516 | +15.678 | 2:20.606 | 68.925 | 4 |
| 9 | 11 | Classic 500 | Andrew Ryder | BSA | 499 | 5 | 12:16.776 | 65.768 | 1 Lap | 1 Lap | 2:23.107 | 67.720 | 5 |
| 10 | 22 | Classic 500 | Paul Booth | Suzuki | 500 | 5 | 12:29.596 | 64.643 | +12.820 | +12.820 | 2:25.606 | 66.558 | 5 |
| 11 | 21 | Classic 500 | Allen Randall | Honda | 500 | 5 | 14:19.458 | 56.380 | +2:02.682 | +1:49.862 | 2:47.163 | 57.975 | 5 |
| 12 | 6 | Classic 500 | Carl Ogden | Suzuki | 500 | 3 | 7:36.813 | 63.644 | 3 Laps | 2 Laps | 2:27.622 | 65.649 | 3 |
| Classic over 500 | | | | | | | | | | | | | |
| 1 | 8 | Classic ove | Mick Crompton | BSA | 750 | 6 | 12:17.616 | 78.831 | - | - | 2:01.256 | 79.923 | 6 |
| 2 | 7 | Classic ove | Tony Rainford | Triumph | 750 | 6 | 12:18.861 | 78.698 | +1.245 | +1.245 | 2:01.189 | 79.968 | 2 |
| 3 | 41 | Classic ove | Mike Williams | Metisse | 900 | 6 | 13:27.006 | 72.053 | +1:09.390 | +1:08.145 | 2:11.980 | 73.429 | 6 |
| 4 | 15 | Classic ove | Stephen Atkin | Triumph | 930 | 3 | 6:05.969 | 79.443 | 3 Laps | 3 Laps | 2:00.293 | 80.563 | 2 |
| 5 | 4 | Classic ove | Paul Odium | Triumph | 750 | 2 | 4:36.223 | 70.169 | 4 Laps | 1 Lap | 2:18.144 | 70.153 | 2 |
| Post Classic 125 | | | | | | | | | | | | | |
| 1 | 63 | Post Classi | Angela Cragg | Kawasaki | 125 | 0 | ---- | - | - | - | ---- | - | 0 |

Announcements

No 16 - No Transponder

| Margin of Victory | Avg. Speed | Best Lap Tm | Best Spd | Best Lap by |
|-------------------|------------|-------------|----------|-------------------|
| +5.244 | 79.396 | 1:58.809 | 81.570 | [2] John Cronshaw |

Nantwich & D.M.C & Cheshire M.C.R.R.C

Classic 250, 500, Over 500 & Post 125

Oulton International 2.692 Miles

Race 3

31/05/2008 11:11

Race (6 Laps)

| Lap | Lap Tm | Diff | Time of Day |
|--------------------------|-----------------|--------|--------------|
| (2) John Cronshaw | | | |
| 1 | -:-- | | 11:53:50.382 |
| 2 | 1:58.809 | - | 11:55:49.191 |
| 3 | 1:59.284 | +0.475 | 11:57:48.475 |
| 4 | 2:01.263 | +2.454 | 11:59:49.738 |
| 5 | 2:02.695 | +3.886 | 12:01:52.433 |
| 6 | 2:02.710 | +3.901 | 12:03:55.143 |

| Lap | Lap Tm | Diff | Time of Day |
|--------------------------|-----------------|--------|--------------|
| (8) Mick Crompton | | | |
| 1 | -:-- | | 11:53:49.817 |
| 2 | 2:01.709 | +0.453 | 11:55:51.526 |
| 3 | 2:02.079 | +0.823 | 11:57:53.605 |
| 4 | 2:02.308 | +1.052 | 11:59:55.913 |
| 5 | 2:03.218 | +1.962 | 12:01:59.131 |
| 6 | 2:01.256 | - | 12:04:00.387 |

| Lap | Lap Tm | Diff | Time of Day |
|--------------------------|-----------------|--------|--------------|
| (7) Tony Rainford | | | |
| 1 | -:-- | | 11:53:50.871 |
| 2 | 2:01.189 | - | 11:55:52.060 |
| 3 | 2:02.241 | +1.052 | 11:57:54.301 |
| 4 | 2:01.403 | +0.214 | 11:59:55.704 |
| 5 | 2:03.435 | +2.246 | 12:01:59.139 |
| 6 | 2:02.493 | +1.304 | 12:04:01.632 |

| Lap | Lap Tm | Diff | Time of Day |
|--------------------------|-----------------|--------|--------------|
| (5) Steve Elliott | | | |
| 1 | -:-- | | 11:53:52.703 |
| 2 | 2:04.971 | +1.058 | 11:55:57.674 |
| 3 | 2:04.192 | +0.279 | 11:58:01.866 |
| 4 | 2:04.743 | +0.830 | 12:00:06.609 |
| 5 | 2:05.078 | +1.165 | 12:02:11.687 |
| 6 | 2:03.913 | - | 12:04:15.600 |

| Lap | Lap Tm | Diff | Time of Day |
|---------------------------|-----------------|--------|--------------|
| (10) Andrew Taylor | | | |
| 1 | -:-- | | 11:53:58.446 |
| 2 | 2:10.286 | +2.741 | 11:56:08.732 |
| 3 | 2:09.560 | +2.015 | 11:58:18.292 |
| 4 | 2:08.487 | +0.942 | 12:00:26.779 |
| 5 | 2:08.057 | +0.512 | 12:02:34.836 |
| 6 | 2:07.545 | - | 12:04:42.381 |

| Lap | Lap Tm | Diff | Time of Day |
|--------------------------|-----------------|--------|--------------|
| (77) Gary Freeman | | | |
| 1 | -:-- | | 11:53:57.742 |
| 2 | 2:08.851 | +0.415 | 11:56:06.593 |
| 3 | 2:09.001 | +0.565 | 11:58:15.594 |
| 4 | 2:08.436 | - | 12:00:24.030 |
| 5 | 2:08.963 | +0.527 | 12:02:32.993 |
| 6 | 2:09.622 | +1.186 | 12:04:42.615 |

| Lap | Lap Tm | Diff | Time of Day |
|------------------------|-----------------|--------|--------------|
| (9) Alan Brooks | | | |
| 1 | -:-- | | 11:54:01.448 |
| 2 | 2:10.328 | +0.800 | 11:56:11.776 |
| 3 | 2:09.528 | - | 11:58:21.304 |
| 4 | 2:09.827 | +0.299 | 12:00:31.131 |
| 5 | 2:09.869 | +0.341 | 12:02:41.000 |
| 6 | 2:11.070 | +1.542 | 12:04:52.070 |

| Lap | Lap Tm | Diff | Time of Day |
|---------------------------|-----------------|--------|--------------|
| (41) Mike Williams | | | |
| 1 | -:-- | | 11:54:05.180 |
| 2 | 2:13.117 | +1.137 | 11:56:18.297 |
| 3 | 2:14.326 | +2.346 | 11:58:32.623 |
| 4 | 2:13.115 | +1.135 | 12:00:45.738 |
| 5 | 2:12.059 | +0.079 | 12:02:57.797 |
| 6 | 2:11.980 | - | 12:05:09.777 |

| Lap | Lap Tm | Diff | Time of Day |
|-------------------------|--------|------|-------------|
| (16) Peter Casey | | | |

| Lap | Lap Tm | Diff | Time of Day |
|-----|-----------------|--------|--------------|
| 1 | -:-- | | 11:54:00.851 |
| 2 | 2:21.024 | +6.670 | 11:56:21.875 |
| 3 | 2:16.189 | +1.835 | 11:58:38.064 |
| 4 | 2:16.000 | +1.646 | 12:00:54.064 |
| 5 | 2:15.081 | +0.727 | 12:03:09.145 |
| 6 | 2:14.354 | - | 12:05:23.499 |

| Lap | Lap Tm | Diff | Time of Day |
|------------------------|-----------------|--------|--------------|
| (12) Hefyn Owen | | | |
| 1 | -:-- | | 11:54:08.377 |
| 2 | 2:17.882 | +1.543 | 11:56:26.259 |
| 3 | 2:20.085 | +3.746 | 11:58:46.344 |
| 4 | 2:17.703 | +1.364 | 12:01:04.047 |
| 5 | 2:18.595 | +2.256 | 12:03:22.642 |
| 6 | 2:16.339 | - | 12:05:38.981 |

| Lap | Lap Tm | Diff | Time of Day |
|----------------------------|-----------------|--------|--------------|
| (20) Peter Lockwood | | | |
| 1 | -:-- | | 11:54:06.050 |
| 2 | 2:21.185 | +0.579 | 11:56:27.235 |
| 3 | 2:21.839 | +1.233 | 11:58:49.074 |
| 4 | 2:20.606 | - | 12:01:09.680 |
| 5 | 2:21.774 | +1.168 | 12:03:31.454 |
| 6 | 2:23.205 | +2.599 | 12:05:54.659 |

| Lap | Lap Tm | Diff | Time of Day |
|--------------------------|-----------------|--------|--------------|
| (11) Andrew Ryder | | | |
| 1 | -:-- | | 11:54:20.041 |
| 2 | 2:26.175 | +3.068 | 11:56:46.216 |
| 3 | 2:25.415 | +2.308 | 11:59:11.631 |
| 4 | 2:24.809 | +1.702 | 12:01:36.440 |
| 5 | 2:23.107 | - | 12:03:59.547 |

| Lap | Lap Tm | Diff | Time of Day |
|------------------------|-----------------|--------|--------------|
| (22) Paul Booth | | | |
| 1 | -:-- | | 11:54:21.010 |
| 2 | 2:31.331 | +5.725 | 11:56:52.341 |
| 3 | 2:26.826 | +1.220 | 11:59:19.167 |
| 4 | 2:27.594 | +1.988 | 12:01:46.761 |
| 5 | 2:25.606 | - | 12:04:12.367 |

| Lap | Lap Tm | Diff | Time of Day |
|-----------------------|-----------------|--------|--------------|
| (44) Pat Wynne | | | |
| 1 | -:-- | | 11:54:26.433 |
| 2 | 2:38.097 | - | 11:57:04.530 |
| 3 | 2:39.478 | +1.381 | 11:59:44.008 |
| 4 | 2:41.548 | +3.451 | 12:02:25.556 |
| 5 | 2:39.775 | +1.678 | 12:05:05.331 |

| Lap | Lap Tm | Diff | Time of Day |
|---------------------------|-----------------|--------|--------------|
| (21) Allen Randall | | | |
| 1 | -:-- | | 11:54:43.941 |
| 2 | 2:48.720 | +1.557 | 11:57:32.661 |
| 3 | 2:53.099 | +5.936 | 12:00:25.760 |
| 4 | 2:49.306 | +2.143 | 12:03:15.066 |
| 5 | 2:47.163 | - | 12:06:02.229 |

| Lap | Lap Tm | Diff | Time of Day |
|-----------------------------|-----------------|--------|--------------|
| (42) Frank Kingsmill | | | |
| 1 | -:-- | | 11:54:38.921 |
| 2 | 2:53.739 | +5.866 | 11:57:32.660 |
| 3 | 2:52.637 | +4.764 | 12:00:25.297 |
| 4 | 2:49.506 | +1.633 | 12:03:14.803 |
| 5 | 2:47.873 | - | 12:06:02.676 |

| Lap | Lap Tm | Diff | Time of Day |
|---------------------------|-----------------|--------|--------------|
| (15) Stephen Atkin | | | |
| 1 | -:-- | | 11:53:47.506 |
| 2 | 2:00.293 | - | 11:55:47.799 |
| 3 | 2:00.941 | +0.648 | 11:57:48.740 |

| Lap | Lap Tm | Diff | Time of Day |
|-----------------------|-----------------|--------|--------------|
| (6) Carl Ogden | | | |
| 1 | -:-- | | 11:54:20.225 |
| 2 | 2:31.737 | +4.115 | 11:56:51.962 |

| Lap | Lap Tm | Diff | Time of Day |
|-----------------------|-----------------|------|--------------|
| (4) Paul Odium | | | |
| 3 | 2:27.622 | - | 11:59:19.584 |
| 1 | -:-- | | 11:54:00.850 |
| 2 | 2:18.144 | - | 11:56:18.994 |


Classic 250, 500, Over 500 & Post 125

Oulton International 2.692 Miles

Race 3

31/05/2008 11:11

Race (6 Laps)



| Competitors | Laps | | | | | |
|----------------------|------|----|----|----|----|----|
| | 1 | 2 | 3 | 4 | 5 | 6 |
| Stephen Atkin (15) | 15 | 15 | 2 | 2 | 2 | 2 |
| Mick Crompton (8) | 8 | 2 | 15 | 7 | 8 | 8 |
| John Cronshaw (2) | 2 | 8 | 8 | 8 | 7 | 7 |
| Tony Rainford (7) | 7 | 7 | 7 | 5 | 5 | 5 |
| Steve Elliott (5) | 5 | 5 | 5 | 77 | 77 | 10 |
| Gary Freeman (77) | 77 | 77 | 77 | 10 | 10 | 77 |
| Andrew Taylor (10) | 10 | 10 | 10 | 9 | 9 | 9 |
| Paul Odum (4) | 4 | 9 | 9 | 41 | 41 | 41 |
| Peter Casey (16) | 16 | 41 | 41 | 16 | 16 | 16 |
| Alan Brooks (9) | 9 | 4 | 16 | 12 | 12 | 12 |
| Mike Williams (41) | 41 | 16 | 12 | 20 | 20 | 20 |
| Peter Lockwood (20) | 20 | 12 | 20 | 11 | 11 | |
| Hefyn Owen (12) | 12 | 20 | 11 | 22 | 22 | |
| Andrew Ryder (11) | 11 | 11 | 22 | 44 | 44 | |
| Carl Ogden (6) | 6 | 6 | 6 | 42 | 21 | |
| Paul Booth (22) | 22 | 22 | 44 | 21 | 42 | |
| Pat Wynne (44) | 44 | 44 | 42 | | | |
| Frank Kingsmill (42) | 42 | 42 | 21 | | | |
| Allen Randall (21) | 21 | 21 | | | | |
| - | 20 | | | | | |

Classic 250, 500, Over 500 & Post 125

Oulton International 2.692 Miles

Race 3 - AMENDED II

31/05/2008 11:11

Race (6 Laps)

| Pos | No. | Class | Name | Make | Engine | Laps | Total Tm | Avg. Speed | Diff | Gap | Best Tm | Best Spd | In Lap |
|-------------------------|-----|-------------|-----------------|-----------|--------|------|-----------|------------|-----------|-----------|----------|----------|--------|
| Classic 250 | | | | | | | | | | | | | |
| 1 | 44 | Classic 250 | Pat Wynne | Ducati | 250 | 5 | 13:22.560 | 60.377 | - | - | 2:38.097 | 61.299 | 2 |
| 2 | 21 | Classic 250 | Allen Randall | Honda | 250 | 5 | 14:19.458 | 56.380 | +56.898 | +56.898 | 2:47.163 | 57.975 | 5 |
| 3 | 42 | Classic 250 | Frank Kingsmill | Triumph | 250 | 5 | 14:19.905 | 56.350 | +57.345 | +0.447 | 2:47.873 | 57.729 | 5 |
| Classic 500 | | | | | | | | | | | | | |
| 1 | 2 | Classic 500 | John Cronshaw | BSA | 500 | 6 | 12:12.372 | 79.396 | - | - | 1:58.809 | 81.570 | 2 |
| 2 | 5 | Classic 500 | Steve Elliott | Honda | 350 | 6 | 12:32.829 | 77.238 | +20.457 | +20.457 | 2:03.913 | 78.210 | 6 |
| 3 | 10 | Classic 500 | Andrew Taylor | Honda | 350 | 6 | 12:59.610 | 74.585 | +47.238 | +26.781 | 2:07.545 | 75.983 | 6 |
| 4 | 77 | Classic 500 | Gary Freeman | Honda | 350 | 6 | 12:59.844 | 74.563 | +47.472 | +0.234 | 2:08.436 | 75.455 | 4 |
| 5 | 9 | Classic 500 | Alan Brooks | Honda | 350 | 6 | 13:09.299 | 73.669 | +56.927 | +9.455 | 2:09.528 | 74.819 | 3 |
| 6 | 16 | Classic 500 | Peter Casey | Honda | 350 | 6 | 13:40.728 | 70.848 | +1:28.356 | +31.429 | 2:14.354 | 72.132 | 6 |
| 7 | 12 | Classic 500 | Hefyn Owen | AJS | 350 | 6 | 13:56.210 | 69.537 | +1:43.838 | +15.482 | 2:16.339 | 71.082 | 6 |
| 8 | 20 | Classic 500 | Peter Lockwood | Matchless | 500 | 6 | 14:11.888 | 68.257 | +1:59.516 | +15.678 | 2:20.606 | 68.925 | 4 |
| 9 | 11 | Classic 500 | Andrew Ryder | BSA | 499 | 5 | 12:16.776 | 65.768 | 1 Lap | 1 Lap | 2:23.107 | 67.720 | 5 |
| 10 | 22 | Classic 500 | Paul Booth | Suzuki | 500 | 5 | 12:29.596 | 64.643 | +12.820 | +12.820 | 2:25.606 | 66.558 | 5 |
| 11 | 6 | Classic 500 | Carl Ogden | Suzuki | 500 | 3 | 7:36.813 | 63.644 | 3 Laps | 2 Laps | 2:27.622 | 65.649 | 3 |
| Classic over 500 | | | | | | | | | | | | | |
| 1 | 8 | Classic ove | Mick Crompton | BSA | 750 | 6 | 12:17.616 | 78.831 | - | - | 2:01.256 | 79.923 | 6 |
| 2 | 7 | Classic ove | Tony Rainford | Triumph | 750 | 6 | 12:18.861 | 78.698 | +1.245 | +1.245 | 2:01.189 | 79.968 | 2 |
| 3 | 41 | Classic ove | Mike Williams | Metisse | 900 | 6 | 13:27.006 | 72.053 | +1:09.390 | +1:08.145 | 2:11.980 | 73.429 | 6 |
| 4 | 15 | Classic ove | Stephen Atkin | Triumph | 930 | 3 | 6:05.969 | 79.443 | 3 Laps | 3 Laps | 2:00.293 | 80.563 | 2 |
| 5 | 4 | Classic ove | Paul Odium | Triumph | 750 | 2 | 4:36.223 | 70.169 | 4 Laps | 1 Lap | 2:18.144 | 70.153 | 2 |
| Post Classic 125 | | | | | | | | | | | | | |
| 1 | 63 | Post Classi | Angela Cragg | Kawasaki | 125 | 0 | ---- | - | - | - | ---- | - | 0 |

Announcements

No 16 - No Transponder

| Margin of Victory | Avg. Speed | Best Lap Tm | Best Spd | Best Lap by |
|-------------------|------------|-------------|----------|-------------------|
| +5.244 | 79.396 | 1:58.809 | 81.570 | [2] John Cronshaw |

Classic 250, 500, Over 500 & Post 125

Oulton International 2.692 Miles

Race 11

31/05/2008 15:39

Race (6 Laps)

| Pos | No. | Class | Name | Make | Engine | Laps | Total Tm | Avg. Speed | Diff | Gap | Best Tm | Best Spd | In Lap |
|-------------------------|-----|-------------|-----------------|----------|--------|------|-----------|------------|-----------|---------|----------|----------|--------|
| Classic 250 | | | | | | | | | | | | | |
| 1 | 44 | Classic 250 | Pat Wynne | Ducati | 250 | 5 | 13:46.664 | 58.616 | - | - | 2:42.330 | 59.701 | 2 |
| 2 | 21 | Classic 250 | Allen Randall | Honda | 250 | 5 | 14:14.040 | 56.737 | +27.376 | +27.376 | 2:46.485 | 58.211 | 5 |
| 3 | 42 | Classic 250 | Frank Kingsmill | Triumph | 250 | 5 | 14:14.123 | 56.732 | +27.459 | +0.083 | 2:46.517 | 58.199 | 5 |
| Classic 500 | | | | | | | | | | | | | |
| 1 | 2 | Classic 500 | John Cronshaw | BSA | 500 | 6 | 12:20.087 | 78.568 | - | - | 1:59.160 | 81.329 | 3 |
| 2 | 5 | Classic 500 | Steve Elliott | Honda | 350 | 6 | 12:29.066 | 77.626 | +8.979 | +8.979 | 2:03.001 | 78.790 | 5 |
| 3 | 10 | Classic 500 | Andrew Taylor | Honda | 350 | 6 | 13:12.140 | 73.405 | +52.053 | +43.074 | 2:08.835 | 75.222 | 6 |
| 4 | 77 | Classic 500 | Gary Freeman | Honda | 350 | 6 | 13:12.846 | 73.340 | +52.759 | +0.706 | 2:09.223 | 74.996 | 6 |
| 5 | 9 | Classic 500 | Alan Brooks | Honda | 350 | 6 | 13:15.958 | 73.053 | +55.871 | +3.112 | 2:10.918 | 74.025 | 5 |
| 6 | 16 | Classic 500 | Peter Casey | Honda | 350 | 6 | 13:47.314 | 70.284 | +1:27.227 | +31.356 | 2:16.575 | 70.959 | 6 |
| 7 | 11 | Classic 500 | Andrew Ryder | BSA | 499 | 6 | 14:25.136 | 67.212 | +2:05.049 | +37.822 | 2:21.748 | 68.369 | 5 |
| 8 | 22 | Classic 500 | Paul Booth | Suzuki | 500 | 5 | 12:42.804 | 63.524 | 1 Lap | 1 Lap | 2:28.522 | 65.251 | 5 |
| 9 | 12 | Classic 500 | Hefyn Owen | AJS | 350 | 1 | 2:22.388 | 68.062 | 5 Laps | 4 Laps | ---- | - | 1 |
| Classic over 500 | | | | | | | | | | | | | |
| 1 | 8 | Classic ove | Mick Crompton | BSA | 750 | 6 | 12:21.646 | 78.403 | - | - | 2:02.382 | 79.188 | 3 |
| 2 | 7 | Classic ove | Tony Rainford | Triumph | 750 | 4 | 8:22.373 | 77.163 | 2 Laps | 2 Laps | 2:03.803 | 78.279 | 2 |
| 3 | 15 | Classic ove | Stephen Atkin | Triumph | 930 | 0 | ---- | - | - | - | ---- | - | 0 |
| Post Classic 125 | | | | | | | | | | | | | |
| 1 | 17 | Post Classi | Derek Skinner | Yamaha | 125 | 6 | 14:39.216 | 66.135 | - | - | 2:23.443 | 67.561 | 2 |
| 2 | 63 | Post Classi | Angela Cragg | Kawasaki | 125 | 0 | ---- | - | - | - | ---- | - | 0 |

| | | | | |
|--------------------------|-------------------|--------------------|-----------------|--------------------|
| Margin of Victory | Avg. Speed | Best Lap Tm | Best Spd | Best Lap by |
| +1.559 | 78.568 | 1:59.160 | 81.329 | [2] John Cronshaw |

Nantwich & D.M.C & Cheshire M.C.R.R.C

Classic 250, 500, Over 500 & Post 125

Oulton International 2.692 Miles

Race 11

31/05/2008 15:39

Race (6 Laps)

| Lap | Lap Tm | Diff | Time of Day |
|--------------------------|-----------------|--------|--------------|
| (2) John Cronshaw | | | |
| 1 | -:-- | | 15:41:46.415 |
| 2 | 2:01.902 | +2.742 | 15:43:48.317 |
| 3 | 1:59.160 | - | 15:45:47.477 |
| 4 | 2:00.891 | +1.731 | 15:47:48.368 |
| 5 | 2:03.781 | +4.621 | 15:49:52.149 |
| 6 | 2:05.898 | +6.738 | 15:51:58.047 |

| Lap | Lap Tm | Diff | Time of Day |
|--------------------------|-----------------|--------|--------------|
| (8) Mick Crompton | | | |
| 1 | -:-- | | 15:41:46.010 |
| 2 | 2:03.758 | +1.376 | 15:43:49.768 |
| 3 | 2:02.382 | - | 15:45:52.150 |
| 4 | 2:02.440 | +0.058 | 15:47:54.590 |
| 5 | 2:02.482 | +0.100 | 15:49:57.072 |
| 6 | 2:02.534 | +0.152 | 15:51:59.606 |

| Lap | Lap Tm | Diff | Time of Day |
|--------------------------|-----------------|--------|--------------|
| (5) Steve Elliott | | | |
| 1 | -:-- | | 15:41:47.555 |
| 2 | 2:04.340 | +1.339 | 15:43:51.895 |
| 3 | 2:04.115 | +1.114 | 15:45:56.010 |
| 4 | 2:04.144 | +1.143 | 15:48:00.154 |
| 5 | 2:03.001 | - | 15:50:03.155 |
| 6 | 2:03.871 | +0.870 | 15:52:07.026 |

| Lap | Lap Tm | Diff | Time of Day |
|---------------------------|-----------------|--------|--------------|
| (10) Andrew Taylor | | | |
| 1 | -:-- | | 15:41:55.532 |
| 2 | 2:11.944 | +3.109 | 15:44:07.476 |
| 3 | 2:11.977 | +3.142 | 15:46:19.453 |
| 4 | 2:11.280 | +2.445 | 15:48:30.733 |
| 5 | 2:10.532 | +1.697 | 15:50:41.265 |
| 6 | 2:08.835 | - | 15:52:50.100 |

| Lap | Lap Tm | Diff | Time of Day |
|--------------------------|-----------------|--------|--------------|
| (77) Gary Freeman | | | |
| 1 | -:-- | | 15:41:55.920 |
| 2 | 2:12.000 | +2.777 | 15:44:07.920 |
| 3 | 2:11.842 | +2.619 | 15:46:19.762 |
| 4 | 2:11.609 | +2.386 | 15:48:31.371 |
| 5 | 2:10.212 | +0.989 | 15:50:41.583 |
| 6 | 2:09.223 | - | 15:52:50.806 |

| Lap | Lap Tm | Diff | Time of Day |
|------------------------|-----------------|--------|--------------|
| (9) Alan Brooks | | | |
| 1 | -:-- | | 15:41:56.247 |
| 2 | 2:12.429 | +1.511 | 15:44:08.676 |
| 3 | 2:11.526 | +0.608 | 15:46:20.202 |
| 4 | 2:11.593 | +0.675 | 15:48:31.795 |
| 5 | 2:10.918 | - | 15:50:42.713 |
| 6 | 2:11.205 | +0.287 | 15:52:53.918 |

| Lap | Lap Tm | Diff | Time of Day |
|-------------------------|-----------------|--------|--------------|
| (16) Peter Casey | | | |
| 1 | -:-- | | 15:41:58.568 |
| 2 | 2:17.201 | +0.626 | 15:44:15.769 |
| 3 | 2:18.035 | +1.460 | 15:46:33.804 |
| 4 | 2:17.774 | +1.199 | 15:48:51.578 |
| 5 | 2:17.121 | +0.546 | 15:51:08.699 |
| 6 | 2:16.575 | - | 15:53:25.274 |

| Lap | Lap Tm | Diff | Time of Day |
|--------------------------|-----------------|--------|--------------|
| (11) Andrew Ryder | | | |
| 1 | -:-- | | 15:42:06.209 |
| 2 | 2:24.246 | +2.498 | 15:44:30.455 |
| 3 | 2:23.454 | +1.706 | 15:46:53.909 |
| 4 | 2:23.847 | +2.099 | 15:49:17.756 |
| 5 | 2:21.748 | - | 15:51:39.504 |
| 6 | 2:23.592 | +1.844 | 15:54:03.096 |

| Lap | Lap Tm | Diff | Time of Day |
|---------------------------|--------|------|-------------|
| (17) Derek Skinner | | | |

| Lap | Lap Tm | Diff | Time of Day |
|-----|-----------------|--------|--------------|
| 1 | -:-- | | 15:42:14.178 |
| 2 | 2:23.443 | - | 15:44:37.621 |
| 3 | 2:24.097 | +0.654 | 15:47:01.718 |
| 4 | 2:24.386 | +0.943 | 15:49:26.104 |
| 5 | 2:25.316 | +1.873 | 15:51:51.420 |
| 6 | 2:25.756 | +2.313 | 15:54:17.176 |

| Lap | Lap Tm | Diff | Time of Day |
|------------------------|-----------------|--------|--------------|
| (22) Paul Booth | | | |
| 1 | -:-- | | 15:42:13.271 |
| 2 | 2:31.751 | +3.229 | 15:44:45.022 |
| 3 | 2:35.101 | +6.579 | 15:47:20.123 |
| 4 | 2:32.119 | +3.597 | 15:49:52.242 |
| 5 | 2:28.522 | - | 15:52:20.764 |

| Lap | Lap Tm | Diff | Time of Day |
|-----------------------|-----------------|--------|--------------|
| (44) Pat Wynne | | | |
| 1 | -:-- | | 15:42:22.796 |
| 2 | 2:42.330 | - | 15:45:05.126 |
| 3 | 2:44.628 | +2.298 | 15:47:49.754 |
| 4 | 2:46.977 | +4.647 | 15:50:36.731 |
| 5 | 2:47.893 | +5.563 | 15:53:24.624 |

| Lap | Lap Tm | Diff | Time of Day |
|---------------------------|-----------------|--------|--------------|
| (21) Allen Randall | | | |
| 1 | -:-- | | 15:42:33.514 |
| 2 | 2:51.761 | +5.276 | 15:45:25.275 |
| 3 | 2:51.335 | +4.850 | 15:48:16.610 |
| 4 | 2:48.905 | +2.420 | 15:51:05.515 |
| 5 | 2:46.485 | - | 15:53:52.000 |

| Lap | Lap Tm | Diff | Time of Day |
|-----------------------------|-----------------|--------|--------------|
| (42) Frank Kingsmill | | | |
| 1 | -:-- | | 15:42:34.015 |
| 2 | 2:52.292 | +5.775 | 15:45:26.307 |
| 3 | 2:49.604 | +3.087 | 15:48:15.911 |
| 4 | 2:49.655 | +3.138 | 15:51:05.566 |
| 5 | 2:46.517 | - | 15:53:52.083 |

| Lap | Lap Tm | Diff | Time of Day |
|--------------------------|-----------------|--------|--------------|
| (7) Tony Rainford | | | |
| 1 | -:-- | | 15:41:48.439 |
| 2 | 2:03.803 | - | 15:43:52.242 |
| 3 | 2:03.870 | +0.067 | 15:45:56.112 |
| 4 | 2:04.221 | +0.418 | 15:48:00.333 |

| Lap | Lap Tm | Diff | Time of Day |
|------------------------|--------|------|--------------|
| (12) Hefyn Owen | | | |
| 1 | -:-- | | 15:42:00.348 |


Classic 250, 500, Over 500 & Post 125

Oulton International 2.692 Miles

Race 11

31/05/2008 15:39

Race (6 Laps)



| Competitors | Laps | | | | | |
|----------------------|------|----|----|----|----|----|
| | 1 | 2 | 3 | 4 | 5 | 6 |
| Mick Crompton (8) | 1 | 8 | 2 | 2 | 2 | 2 |
| John Cronshaw (2) | 2 | 2 | 8 | 8 | 8 | 8 |
| Steve Elliott (5) | 3 | 5 | 5 | 5 | 5 | 5 |
| Tony Rainford (7) | 4 | 7 | 7 | 7 | 7 | 10 |
| Andrew Taylor (10) | 5 | 10 | 10 | 10 | 10 | 77 |
| Gary Freeman (77) | 6 | 77 | 77 | 77 | 77 | 9 |
| Alan Brooks (9) | 7 | 9 | 9 | 9 | 9 | 16 |
| Peter Casey (16) | 8 | 16 | 16 | 16 | 16 | 11 |
| Hefyn Owen (12) | 9 | 12 | 11 | 11 | 11 | 17 |
| Andrew Ryder (11) | 10 | 11 | 17 | 17 | 17 | 22 |
| Paul Booth (22) | 11 | 22 | 22 | 22 | 22 | 44 |
| Derek Skinner (17) | 12 | 17 | 44 | 44 | 44 | 21 |
| Pat Wynne (44) | 13 | 44 | 21 | 42 | 21 | 42 |
| Allen Randall (21) | 14 | 21 | 42 | 21 | 42 | |
| Frank Kingsmill (42) | 15 | 42 | | | | |
| - | 16 | | | | | |
| - | 17 | | | | | |

Twins, SF600 & Early Stocks

Oulton International 2.692 Miles

Race 4

31/05/2008 12:18

Race (6 Laps)

| Pos | No. | Class | Name | Make | Engine | Laps | Total Tm | Avg. Speed | Diff | Gap | Best Tm | Best Spd | In Lap |
|--------------------------|-----|-------------|---------------------|-----------|--------|------|-----------|------------|-----------|---------|----------|----------|--------|
| Earlystocks | | | | | | | | | | | | | |
| 1 | 223 | Earlystock: | Steve Long | Kawasaki | 750 | 6 | 12:30.260 | 77.503 | - | - | 2:03.521 | 78.458 | 3 |
| 2 | 290 | Earlystock: | Nigel Griffiths | Suzuki | 1170 | 6 | 12:40.807 | 76.428 | +10.547 | +10.547 | 2:04.508 | 77.836 | 2 |
| 3 | 275 | Earlystock: | Neil Myatt | Kawasaki | 750 | 6 | 12:48.155 | 75.697 | +17.895 | +7.348 | 2:05.553 | 77.188 | 6 |
| 4 | 216 | Earlystock: | Alec Gilfillan | Suzuki | 1100 | 6 | 12:48.768 | 75.637 | +18.508 | +0.613 | 2:05.284 | 77.354 | 6 |
| 5 | 291 | Earlystock: | Andy Bailey | Suzuki | 1100 | 5 | 11:08.428 | 72.492 | 1 Lap | 1 Lap | 2:10.343 | 74.352 | 2 |
| 6 | 316 | Earlystock: | Mark Emuss | Yamaha LC | 250 | 5 | 11:24.518 | 70.788 | +16.090 | +16.090 | 2:13.941 | 72.354 | 5 |
| 7 | 219 | Earlystock: | Robert Paget | Yamaha | 600 | 5 | 11:25.171 | 70.721 | +16.743 | +0.653 | 2:13.843 | 72.407 | 5 |
| 8 | 396 | Earlystock: | John Wardle | Yamaha LC | 250 | 5 | 11:29.042 | 70.324 | +20.614 | +3.871 | 2:14.909 | 71.835 | 5 |
| 9 | 203 | Earlystock: | Dick Bradburn | Suzuki | 1170 | 5 | 11:43.292 | 68.899 | +34.864 | +14.250 | 2:17.854 | 70.300 | 2 |
| 10 | 235 | Earlystock: | Adrian Sanders | Yamaha | 200 | 5 | 11:45.022 | 68.730 | +36.594 | +1.730 | 2:18.133 | 70.158 | 2 |
| 11 | 229 | Earlystock: | Peter Stringer | Kawasaki | 750 | 5 | 11:46.349 | 68.601 | +37.921 | +1.327 | 2:19.241 | 69.600 | 3 |
| 12 | 265 | Earlystock: | Giles Hepworth | Yamaha | 250 | 5 | 11:50.147 | 68.234 | +41.719 | +3.798 | 2:19.237 | 69.602 | 3 |
| 13 | 234 | Earlystock: | Cassandra Beardmore | Yamaha | 400 | 5 | 11:50.603 | 68.190 | +42.175 | +0.456 | 2:20.165 | 69.141 | 3 |
| 14 | 287 | Earlystock: | Simon Holland | Suzuki | 750 | 3 | 6:52.550 | 70.473 | 3 Laps | 2 Laps | 2:14.618 | 71.990 | 3 |
| Steel Frame 600cc | | | | | | | | | | | | | |
| 1 | 55 | Steel Fram | Darren Johnson | Honda | 600 | 6 | 11:38.912 | 83.197 | - | - | 1:54.528 | 84.619 | 2 |
| 2 | 124 | Steel Fram | Simon Robins | Honda | 600 | 6 | 11:50.847 | 81.800 | +11.935 | +11.935 | 1:56.497 | 83.188 | 4 |
| 3 | 25 | Steel Fram | Dominic Fenton | Honda | 600 | 6 | 11:53.557 | 81.489 | +14.645 | +2.710 | 1:57.431 | 82.527 | 4 |
| 4 | 95 | Steel Fram | Mathew Adams | Honda | 600 | 6 | 12:02.417 | 80.490 | +23.505 | +8.860 | 1:57.118 | 82.747 | 6 |
| 5 | 174 | Steel Fram | Adam Ramsay | Honda | 600 | 6 | 12:04.898 | 80.214 | +25.986 | +2.481 | 1:59.070 | 81.391 | 6 |
| 6 | 21 | Steel Fram | Brian Bebbington | Honda | 600 | 6 | 12:30.438 | 77.484 | +51.526 | +25.540 | 2:01.016 | 80.082 | 6 |
| 7 | 17 | Steel Fram | Mark Robinson | Honda | 600 | 6 | 12:39.812 | 76.528 | +1:00.900 | +9.374 | 2:04.730 | 77.697 | 3 |
| 8 | 26 | Steel Fram | Tim Adams | Honda | 600 | 6 | 12:46.245 | 75.886 | +1:07.333 | +6.433 | 2:04.805 | 77.651 | 6 |
| 9 | 18 | Steel Fram | Lee Griffiths | Honda | 600 | 3 | 5:48.922 | 83.324 | 3 Laps | 3 Laps | 1:54.727 | 84.472 | 2 |
| Twin Cylinder | | | | | | | | | | | | | |
| 1 | 2 | Twin Cylind | Andy Jones | Ducati | 999 | 6 | 11:08.073 | 87.037 | - | - | 1:49.316 | 88.653 | 3 |
| 2 | 42 | Twin Cylind | Steven Hill | Suzuki | 1000 | 6 | 11:15.592 | 86.069 | +7.519 | +7.519 | 1:50.217 | 87.928 | 2 |
| 3 | 8 | Twin Cylind | Andrew Cliffe | Aprilia | 1000 | 6 | 11:51.142 | 81.766 | +43.069 | +35.550 | 1:56.326 | 83.311 | 6 |
| 4 | 3 | Twin Cylind | Alan Cragg | Suzuki | 650 | 5 | 11:24.078 | 70.834 | 1 Lap | 1 Lap | 2:13.458 | 72.616 | 5 |
| 5 | 23 | Twin Cylind | Mark Woods | Ducati | 998 | 0 | ---- | - | - | - | ---- | - | 0 |

Margin of Victory

Avg. Speed

Best Lap Tm

Best Spd

Best Lap by

+7.519

87.037

1:49.316

88.653

[2] Andy Jones

Nantwich & D.M.C & Cheshire M.C.R.R.C

Twins, SF600 & Early Stocks

Oulton International 2.692 Miles

Race 4

31/05/2008 12:18

Race (6 Laps)

| Lap | Lap Tm | Diff | Time of Day |
|-----------------------|-----------------|--------|--------------|
| (2) Andy Jones | | | |
| 1 | -:-- | | 12:20:17.737 |
| 2 | 1:49.407 | +0.091 | 12:22:07.144 |
| 3 | 1:49.316 | - | 12:23:56.460 |
| 4 | 1:49.730 | +0.414 | 12:25:46.190 |
| 5 | 1:52.691 | +3.375 | 12:27:38.881 |
| 6 | 1:50.773 | +1.457 | 12:29:29.654 |

| Lap | Lap Tm | Diff | Time of Day |
|-------------------------|-----------------|--------|--------------|
| (42) Steven Hill | | | |
| 1 | -:-- | | 12:20:15.772 |
| 2 | 1:50.217 | - | 12:22:05.989 |
| 3 | 1:51.813 | +1.596 | 12:23:57.802 |
| 4 | 1:51.700 | +1.483 | 12:25:49.502 |
| 5 | 1:52.669 | +2.452 | 12:27:42.171 |
| 6 | 1:55.002 | +4.785 | 12:29:37.173 |

| Lap | Lap Tm | Diff | Time of Day |
|----------------------------|-----------------|--------|--------------|
| (55) Darren Johnson | | | |
| 1 | -:-- | | 12:20:21.265 |
| 2 | 1:54.528 | - | 12:22:15.793 |
| 3 | 1:54.572 | +0.044 | 12:24:10.365 |
| 4 | 1:54.740 | +0.212 | 12:26:05.105 |
| 5 | 1:56.384 | +1.856 | 12:28:01.489 |
| 6 | 1:59.004 | +4.476 | 12:30:00.493 |

| Lap | Lap Tm | Diff | Time of Day |
|---------------------------|-----------------|--------|--------------|
| (124) Simon Robins | | | |
| 1 | -:-- | | 12:20:24.907 |
| 2 | 1:58.472 | +1.975 | 12:22:23.379 |
| 3 | 1:58.455 | +1.958 | 12:24:21.834 |
| 4 | 1:56.497 | - | 12:26:18.331 |
| 5 | 1:57.292 | +0.795 | 12:28:15.623 |
| 6 | 1:56.805 | +0.308 | 12:30:12.428 |

| Lap | Lap Tm | Diff | Time of Day |
|--------------------------|-----------------|--------|--------------|
| (8) Andrew Cliffe | | | |
| 1 | -:-- | | 12:20:23.983 |
| 2 | 1:58.545 | +2.219 | 12:22:22.528 |
| 3 | 1:58.884 | +2.558 | 12:24:21.412 |
| 4 | 1:58.230 | +1.904 | 12:26:19.642 |
| 5 | 1:56.755 | +0.429 | 12:28:16.397 |
| 6 | 1:56.326 | - | 12:30:12.723 |

| Lap | Lap Tm | Diff | Time of Day |
|----------------------------|-----------------|--------|--------------|
| (25) Dominic Fenton | | | |
| 1 | -:-- | | 12:20:24.717 |
| 2 | 1:58.430 | +0.999 | 12:22:23.147 |
| 3 | 1:58.544 | +1.113 | 12:24:21.691 |
| 4 | 1:57.431 | - | 12:26:19.122 |
| 5 | 1:57.607 | +0.176 | 12:28:16.729 |
| 6 | 1:58.409 | +0.978 | 12:30:15.138 |

| Lap | Lap Tm | Diff | Time of Day |
|--------------------------|-----------------|--------|--------------|
| (95) Mathew Adams | | | |
| 1 | -:-- | | 12:20:31.598 |
| 2 | 1:57.319 | +0.201 | 12:22:28.917 |
| 3 | 1:58.129 | +1.011 | 12:24:27.046 |
| 4 | 1:59.483 | +2.365 | 12:26:26.529 |
| 5 | 2:00.351 | +3.233 | 12:28:26.880 |
| 6 | 1:57.118 | - | 12:30:23.998 |

| Lap | Lap Tm | Diff | Time of Day |
|--------------------------|-----------------|--------|--------------|
| (174) Adam Ramsay | | | |
| 1 | -:-- | | 12:20:27.737 |
| 2 | 1:59.865 | +0.795 | 12:22:27.602 |
| 3 | 1:59.368 | +0.298 | 12:24:26.970 |
| 4 | 1:59.336 | +0.266 | 12:26:26.306 |
| 5 | 2:01.103 | +2.033 | 12:28:27.409 |
| 6 | 1:59.070 | - | 12:30:26.479 |

| Lap | Lap Tm | Diff | Time of Day |
|-------------------------|--------|------|-------------|
| (223) Steve Long | | | |

| Lap | Lap Tm | Diff | Time of Day |
|-----|-----------------|--------|--------------|
| 1 | -:-- | | 12:20:30.272 |
| 2 | 2:04.554 | +1.033 | 12:22:34.826 |
| 3 | 2:03.521 | - | 12:24:38.347 |
| 4 | 2:04.333 | +0.812 | 12:26:42.680 |
| 5 | 2:04.649 | +1.128 | 12:28:47.329 |
| 6 | 2:04.512 | +0.991 | 12:30:51.841 |

| Lap | Lap Tm | Diff | Time of Day |
|------------------------------|-----------------|--------|--------------|
| (21) Brian Bebbington | | | |
| 1 | -:-- | | 12:20:35.263 |
| 2 | 2:05.179 | +4.163 | 12:22:40.442 |
| 3 | 2:02.310 | +1.294 | 12:24:42.752 |
| 4 | 2:05.941 | +4.925 | 12:26:48.693 |
| 5 | 2:02.310 | +1.294 | 12:28:51.003 |
| 6 | 2:01.016 | - | 12:30:52.019 |

| Lap | Lap Tm | Diff | Time of Day |
|---------------------------|-----------------|--------|--------------|
| (17) Mark Robinson | | | |
| 1 | -:-- | | 12:20:32.125 |
| 2 | 2:05.635 | +0.905 | 12:22:37.760 |
| 3 | 2:04.730 | - | 12:24:42.490 |
| 4 | 2:06.500 | +1.770 | 12:26:48.990 |
| 5 | 2:07.062 | +2.332 | 12:28:56.052 |
| 6 | 2:05.341 | +0.611 | 12:31:01.393 |

| Lap | Lap Tm | Diff | Time of Day |
|------------------------------|-----------------|--------|--------------|
| (290) Nigel Griffiths | | | |
| 1 | -:-- | | 12:20:31.816 |
| 2 | 2:04.508 | - | 12:22:36.324 |
| 3 | 2:05.932 | +1.424 | 12:24:42.256 |
| 4 | 2:06.389 | +1.881 | 12:26:48.645 |
| 5 | 2:07.362 | +2.854 | 12:28:56.007 |
| 6 | 2:06.381 | +1.873 | 12:31:02.388 |

| Lap | Lap Tm | Diff | Time of Day |
|-----------------------|-----------------|--------|--------------|
| (26) Tim Adams | | | |
| 1 | -:-- | | 12:20:34.994 |
| 2 | 2:07.270 | +2.465 | 12:22:42.264 |
| 3 | 2:05.846 | +1.041 | 12:24:48.110 |
| 4 | 2:08.642 | +3.837 | 12:26:56.752 |
| 5 | 2:06.269 | +1.464 | 12:29:03.021 |
| 6 | 2:04.805 | - | 12:31:07.826 |

| Lap | Lap Tm | Diff | Time of Day |
|-------------------------|-----------------|--------|--------------|
| (275) Neil Myatt | | | |
| 1 | -:-- | | 12:20:33.583 |
| 2 | 2:08.103 | +2.550 | 12:22:41.686 |
| 3 | 2:07.450 | +1.897 | 12:24:49.136 |
| 4 | 2:07.183 | +1.630 | 12:26:56.319 |
| 5 | 2:07.864 | +2.311 | 12:29:04.183 |
| 6 | 2:05.553 | - | 12:31:09.736 |

| Lap | Lap Tm | Diff | Time of Day |
|-----------------------------|-----------------|--------|--------------|
| (216) Alec Gilfillan | | | |
| 1 | -:-- | | 12:20:36.176 |
| 2 | 2:06.825 | +1.541 | 12:22:43.001 |
| 3 | 2:07.170 | +1.886 | 12:24:50.171 |
| 4 | 2:07.360 | +2.076 | 12:26:57.531 |
| 5 | 2:07.534 | +2.250 | 12:29:05.065 |
| 6 | 2:05.284 | - | 12:31:10.349 |

| Lap | Lap Tm | Diff | Time of Day |
|--------------------------|-----------------|--------|--------------|
| (291) Andy Bailey | | | |
| 1 | -:-- | | 12:20:38.528 |
| 2 | 2:10.343 | - | 12:22:48.871 |
| 3 | 2:13.945 | +3.602 | 12:25:02.816 |
| 4 | 2:13.910 | +3.567 | 12:27:16.726 |
| 5 | 2:13.283 | +2.940 | 12:29:30.009 |

| Lap | Lap Tm | Diff | Time of Day |
|-----------------------|-----------------|--------|--------------|
| (3) Alan Cragg | | | |
| 1 | -:-- | | 12:20:48.040 |
| 2 | 2:14.306 | +0.848 | 12:23:02.346 |
| 3 | 2:13.952 | +0.494 | 12:25:16.298 |

| Lap | Lap Tm | Diff | Time of Day |
|-----|-----------------|--------|--------------|
| 4 | 2:15.903 | +2.445 | 12:27:32.201 |
| 5 | 2:13.458 | - | 12:29:45.659 |

| Lap | Lap Tm | Diff | Time of Day |
|-------------------------|-----------------|--------|--------------|
| (316) Mark Emuss | | | |
| 1 | -:-- | | 12:20:43.974 |
| 2 | 2:15.830 | +1.889 | 12:22:59.804 |
| 3 | 2:15.578 | +1.637 | 12:25:15.382 |
| 4 | 2:16.776 | +2.835 | 12:27:32.158 |
| 5 | 2:13.941 | - | 12:29:46.099 |

| Lap | Lap Tm | Diff | Time of Day |
|---------------------------|-----------------|--------|--------------|
| (219) Robert Paget | | | |
| 1 | -:-- | | 12:20:44.514 |
| 2 | 2:16.066 | +2.223 | 12:23:00.580 |
| 3 | 2:15.415 | +1.572 | 12:25:15.995 |
| 4 | 2:16.914 | +3.071 | 12:27:32.909 |
| 5 | 2:13.843 | - | 12:29:46.752 |

| Lap | Lap Tm | Diff | Time of Day |
|--------------------------|-----------------|--------|--------------|
| (396) John Wardle | | | |
| 1 | -:-- | | 12:20:45.415 |
| 2 | 2:16.873 | +1.964 | 12:23:02.288 |
| 3 | 2:17.573 | +2.664 | 12:25:19.861 |
| 4 | 2:15.853 | +0.944 | 12:27:35.714 |
| 5 | 2:14.909 | - | 12:29:50.623 |

| Lap | Lap Tm | Diff | Time of Day |
|----------------------------|-----------------|--------|--------------|
| (203) Dick Bradburn | | | |
| 1 | -:-- | | 12:20:47.893 |
| 2 | 2:17.854 | - | 12:23:05.747 |
| 3 | 2:17.987 | +0.133 | 12:25:23.734 |
| 4 | 2:19.839 | +1.985 | 12:27:43.573 |
| 5 | 2:21.300 | +3.446 | 12:30:04.873 |

| Lap | Lap Tm | Diff | Time of Day |
|-----------------------------|-----------------|--------|--------------|
| (235) Adrian Sanders | | | |
| 1 | -:-- | | 12:20:51.417 |
| 2 | 2:18.133 | - | 12:23:09.550 |
| 3 | 2:19.226 | +1.093 | 12:25:28.776 |
| 4 | 2:19.083 | +0.950 | 12:27:47.859 |
| 5 | 2:18.744 | +0.611 | 12:30:06.603 |

| Lap | Lap Tm | Diff | Time of Day |
|-----------------------------|-----------------|--------|--------------|
| (229) Peter Stringer | | | |
| 1 | -:-- | | 12:20:47.852 |
| 2 | 2:19.836 | +0.595 | 12:23:07.688 |
| 3 | 2:19.241 | - | 12:25:26.929 |
| 4 | 2:20.453 | +1.212 | 12:27:47.382 |
| 5 | 2:20.548 | +1.307 | 12:30:07.930 |

| Lap | Lap Tm | Diff | Time of Day |
|-----------------------------|-----------------|--------|--------------|
| (265) Giles Hepworth | | | |
| 1 | -:-- | | 12:20:51.680 |
| 2 | 2:19.274 | +0.037 | 12:23:10.954 |
| 3 | 2:19.237 | - | 12:25:30.191 |
| 4 | 2:21.671 | +2.434 | 12:27:51.862 |
| 5 | 2:19.866 | +0.629 | 12:30:11.728 |

| Lap | Lap Tm | Diff | Time of Day |
|----------------------------------|-----------------|--------|--------------|
| (234) Cassandra Beardmore | | | |
| 1 | -:-- | | 12:20:50.722 |
| 2 | 2:20.585 | +0.420 | 12:23:11.307 |
| 3 | 2:20.165 | - | 12:25:31.472 |
| 4 | 2:20.451 | +0.286 | 12:27:51.923 |
| 5 | 2:20.261 | +0.096 | 12:30:12.184 |

| Lap | Lap Tm | Diff | Time of Day |
|---------------------------|-----------------|--------|--------------|
| (18) Lee Griffiths | | | |
| 1 | -:-- | | 12:20:20.441 |
| 2 | 1:54.727 | - | 12:22:15.168 |
| 3 | 1:55.335 | +0.608 | 12:24:10.503 |

| Lap | Lap Tm | Diff | Time of Day |
|----------------------------|--------|------|--------------|
| (287) Simon Holland | | | |
| 1 | -:-- | | 12:20:43.755 |



| Lap | Lap Tm | Diff | Time of Day |
|-----|----------|--------|--------------|
| 2 | 2:15.758 | +1.140 | 12:22:59.513 |
| 3 | 2:14.618 | - | 12:25:14.131 |

| Lap | Lap Tm | Diff | Time of Day |
|-----|--------|------|-------------|
|-----|--------|------|-------------|

| Lap | Lap Tm | Diff | Time of Day |
|-----|--------|------|-------------|
|-----|--------|------|-------------|


Twins, SF600 & Early Stocks

Oulton International 2.692 Miles

Race 4

31/05/2008 12:18

Race (6 Laps)



| Competitors | Laps | | | | | |
|---------------------------|------|-----|-----|-----|-----|-----|
| | 1 | 2 | 3 | 4 | 5 | 6 |
| Steven Hill (42) | 1 | 42 | 42 | 2 | 2 | 2 |
| Andy Jones (2) | 2 | 2 | 2 | 42 | 42 | 42 |
| Lee Griffiths (18) | 3 | 18 | 18 | 55 | 55 | 55 |
| Darren Johnson (55) | 4 | 55 | 55 | 18 | 124 | 124 |
| Andrew Cliffe (8) | 5 | 8 | 8 | 8 | 25 | 8 |
| Dominic Fenton (25) | 6 | 25 | 25 | 25 | 8 | 25 |
| Simon Robins (124) | 7 | 124 | 124 | 124 | 174 | 95 |
| Adam Ramsay (174) | 8 | 174 | 174 | 174 | 95 | 174 |
| Steve Long (223) | 9 | 223 | 95 | 95 | 223 | 223 |
| Mathew Adams (95) | 10 | 95 | 223 | 223 | 290 | 21 |
| Nigel Griffiths (290) | 11 | 290 | 290 | 290 | 21 | 290 |
| Mark Robinson (17) | 12 | 17 | 17 | 17 | 17 | 290 |
| Neil Myatt (275) | 13 | 275 | 21 | 21 | 275 | 26 |
| Tim Adams (26) | 14 | 26 | 275 | 26 | 26 | 275 |
| Brian Bebbington (21) | 15 | 21 | 26 | 275 | 216 | 216 |
| Alec Gilfillan (216) | 16 | 216 | 216 | 216 | 291 | 291 |
| Andy Bailey (291) | 17 | 291 | 291 | 291 | 316 | 3 |
| Simon Holland (287) | 18 | 287 | 287 | 287 | 3 | 316 |
| Mark Emuss (316) | 19 | 316 | 316 | 316 | 219 | 219 |
| Robert Paget (219) | 20 | 219 | 219 | 219 | 396 | 396 |
| John Wardle (396) | 21 | 396 | 396 | 3 | 203 | 203 |
| Peter Stringer (229) | 22 | 229 | 3 | 396 | 229 | 235 |
| Dick Bradburn (203) | 23 | 203 | 203 | 203 | 235 | 229 |
| Alan Cragg (3) | 24 | 3 | 229 | 229 | 265 | 265 |
| Cassandra Beardmore (234) | 25 | 234 | 235 | 235 | 234 | 234 |
| Adrian Sanders (235) | 26 | 235 | 265 | 265 | | |
| Giles Hepworth (265) | 27 | 265 | 234 | 234 | | |
| - | 28 | | | | | |

SS600

Oulton International 2.692 Miles

Race 5

31/05/2008 12:39

Race (6 Laps)

| Pos | No. | Class | Name | Make | Engine | Laps | Total Tm | Avg. Speed | Gap | Diff | Best Tm | Best Spd | In Lap |
|-----|-----|--------------|--------------------|----------|--------|------|-----------|------------|---------|-----------|----------|----------|--------|
| 1 | 10 | Supersport 6 | Jonathan Lodge | Yamaha | 600 | 6 | 10:43.743 | 90.327 | - | - | 1:45.732 | 91.658 | 4 |
| 2 | 34 | Supersport 6 | Christopher Mort | Honda | 600 | 6 | 10:45.090 | 90.138 | +1.347 | +1.347 | 1:46.117 | 91.326 | 4 |
| 3 | 101 | Supersport 6 | David Bath | Honda | 600 | 6 | 10:49.061 | 89.587 | +3.971 | +5.318 | 1:46.843 | 90.705 | 3 |
| 4 | 76 | Supersport 6 | Peter Whiteside | Honda | 600 | 6 | 10:57.903 | 88.383 | +8.842 | +14.160 | 1:48.565 | 89.266 | 5 |
| 5 | 114 | Supersport 6 | Josh Caygill | Yamaha | 600 | 6 | 10:57.937 | 88.378 | +0.034 | +14.194 | 1:48.421 | 89.385 | 5 |
| 6 | 81 | Supersport 6 | Mike Edwards | Yamaha | 600 | 6 | 11:05.807 | 87.333 | +7.870 | +22.064 | 1:48.476 | 89.340 | 5 |
| 7 | 30 | Supersport 6 | Mark Cassells | Yamaha | 600 | 6 | 11:11.564 | 86.585 | +5.757 | +27.821 | 1:49.875 | 88.202 | 6 |
| 8 | 60 | Supersport 6 | Oliver Riley | Yamaha | 600 | 6 | 11:12.393 | 86.478 | +0.829 | +28.650 | 1:49.765 | 88.290 | 2 |
| 9 | 54 | Supersport 6 | William Davison | Honda | 600 | 6 | 11:12.857 | 86.418 | +0.464 | +29.114 | 1:50.603 | 87.621 | 6 |
| 10 | 31 | Supersport 6 | Karl Cassells | Yamaha | 600 | 6 | 11:15.443 | 86.088 | +2.586 | +31.700 | 1:50.583 | 87.637 | 5 |
| 11 | 2 | Supersport 6 | Cliffy Hamilton | Kawasaki | 600 | 6 | 11:16.458 | 85.958 | +1.015 | +32.715 | 1:50.903 | 87.384 | 5 |
| 12 | 181 | Supersport 6 | Dylan Wright | Honda | 600 | 6 | 11:16.961 | 85.894 | +0.503 | +33.218 | 1:50.951 | 87.347 | 5 |
| 13 | 85 | Supersport 6 | James Edwards | Yamaha | 600 | 6 | 11:24.009 | 85.009 | +7.048 | +40.266 | 1:50.746 | 87.508 | 4 |
| 14 | 45 | Supersport 6 | Richard Wardle | Yamaha | 600 | 6 | 11:41.863 | 82.847 | +17.854 | +58.120 | 1:55.261 | 84.080 | 3 |
| 15 | 19 | Supersport 6 | Shaun Anderson | Yamaha | 600 | 6 | 11:42.252 | 82.801 | +0.389 | +58.509 | 1:54.107 | 84.931 | 5 |
| 16 | 12 | Supersport 6 | John Shipley | Honda | 600 | 6 | 11:47.470 | 82.190 | +5.218 | +1:03.727 | 1:55.489 | 83.914 | 4 |
| 17 | 11 | Supersport 6 | Wayne Griffiths | Honda | 600 | 6 | 11:49.280 | 81.981 | +1.810 | +1:05.537 | 1:52.857 | 85.872 | 4 |
| 18 | 5 | Supersport 6 | Craig Wreglesworth | Honda | 600 | 6 | 11:49.965 | 81.902 | +0.685 | +1:06.222 | 1:55.283 | 84.064 | 4 |
| 19 | 23 | Supersport 6 | Graeme Winstanley | Honda | 600 | 6 | 11:53.008 | 81.552 | +3.043 | +1:09.265 | 1:56.102 | 83.471 | 5 |
| 20 | 176 | Supersport 6 | Stephen McConnell | Yamaha | 600 | 6 | 11:53.117 | 81.539 | +0.109 | +1:09.374 | 1:56.106 | 83.469 | 5 |
| 21 | 29 | Supersport 6 | Sam Bonney | Honda | 600 | 6 | 11:53.175 | 81.533 | +0.058 | +1:09.432 | 1:56.166 | 83.425 | 5 |
| 22 | 193 | Supersport 6 | Billy Hughes | Suzuki | 600 | 6 | 11:58.021 | 80.983 | +4.846 | +1:14.278 | 1:55.601 | 83.833 | 6 |
| 23 | 59 | Supersport 6 | Richard Ashworth | Yamaha | 600 | 6 | 11:58.950 | 80.878 | +0.929 | +1:15.207 | 1:57.094 | 82.764 | 2 |
| 24 | 118 | Supersport 6 | David Thomassom | Honda | 600 | 6 | 12:00.607 | 80.692 | +1.657 | +1:16.864 | 1:56.396 | 83.261 | 5 |
| 25 | 4 | Supersport 6 | Craig Brookfield | Yamaha | 600 | 6 | 12:01.964 | 80.540 | +1.357 | +1:18.221 | 1:56.683 | 83.056 | 4 |
| 26 | 65 | Supersport 6 | Simon Quinlan | Yamaha | 600 | 6 | 12:10.191 | 79.633 | +8.227 | +1:26.448 | 1:59.689 | 80.970 | 2 |
| 27 | 88 | Supersport 6 | John Mercer | Yamaha | 600 | 6 | 12:13.864 | 79.234 | +3.673 | +1:30.121 | 1:58.066 | 82.083 | 5 |
| 28 | 6 | Supersport 6 | Jonty Gordon | Honda | 600 | 6 | 12:20.740 | 78.499 | +6.876 | +1:36.997 | 2:00.182 | 80.638 | 5 |
| 29 | 16 | Supersport 6 | Robin Johnson | Honda | 600 | 6 | 12:23.780 | 78.178 | +3.040 | +1:40.037 | 2:00.830 | 80.205 | 5 |
| 30 | 186 | Supersport 6 | David Ring | Yamaha | 600 | 6 | 12:24.071 | 78.147 | +0.291 | +1:40.328 | 1:59.564 | 81.054 | 6 |
| 31 | 20 | Supersport 6 | Geoff McGrath | Yamaha | 600 | 6 | 12:26.699 | 77.872 | +2.628 | +1:42.956 | 2:01.607 | 79.693 | 6 |
| 32 | 102 | Supersport 6 | Richard Slater | Honda | 600 | 6 | 12:27.075 | 77.833 | +0.376 | +1:43.332 | 2:00.686 | 80.301 | 5 |
| 33 | 9 | Supersport 6 | John Edney | Honda | 600 | 6 | 12:27.509 | 77.788 | +0.434 | +1:43.766 | 2:00.874 | 80.176 | 5 |
| 34 | 21 | Supersport 6 | Lee Woodward | Honda | 600 | 5 | 11:00.711 | 73.339 | 1 Lap | 1 Lap | 2:09.135 | 75.047 | 2 |
| 35 | 3 | Supersport 6 | Paul Forster | Yamaha | 600 | 5 | 11:53.048 | 67.956 | +52.337 | +52.337 | 2:19.837 | 69.304 | 5 |

Not classified (75% = 5 Laps)

| | | | | | | | | | | | | | |
|-----|----|--------------|--------------|--------|-----|---|----------|--------|-------|--------|----------|--------|---|
| 36 | 8 | Supersport 6 | Martin Lomas | Yamaha | 600 | 4 | 8:25.718 | 76.653 | 1 Lap | 2 Laps | 2:01.805 | 79.563 | 4 |
| INS | 18 | Supersport 6 | Gareth Evans | Yamaha | 600 | 0 | ---- | - | - | - | ---- | - | 0 |

| Margin of Victory | Avg. Speed | Best Lap Tm | Best Spd | Best Lap by |
|-------------------|------------|-------------|----------|---------------------|
| +1.347 | 90.327 | 1:45.732 | 91.658 | [10] Jonathan Lodge |

Nantwich & D.M.C & Cheshire M.C.R.R.C

SS600

Oulton International 2.692 Miles

Race 5

31/05/2008 12:39

Race (6 Laps)

| Lap | Lap Tm | Diff | Time of Day |
|---------------------|-----------------|--------|--------------|
| (10) Jonathan Lodge | | | |
| 1 | -:-- | | 12:41:23.173 |
| 2 | 1:46.729 | +0.997 | 12:43:09.902 |
| 3 | 1:46.974 | +1.242 | 12:44:56.876 |
| 4 | 1:45.732 | - | 12:46:42.608 |
| 5 | 1:46.060 | +0.328 | 12:48:28.668 |
| 6 | 1:46.070 | +0.338 | 12:50:14.738 |

| Lap | Lap Tm | Diff | Time of Day |
|-----------------------|-----------------|--------|--------------|
| (34) Christopher Mort | | | |
| 1 | -:-- | | 12:41:22.696 |
| 2 | 1:46.729 | +0.612 | 12:43:09.425 |
| 3 | 1:46.923 | +0.806 | 12:44:56.348 |
| 4 | 1:46.117 | - | 12:46:42.465 |
| 5 | 1:46.449 | +0.332 | 12:48:28.914 |
| 6 | 1:47.171 | +1.054 | 12:50:16.085 |

| Lap | Lap Tm | Diff | Time of Day |
|------------------|-----------------|--------|--------------|
| (101) David Bath | | | |
| 1 | -:-- | | 12:41:22.906 |
| 2 | 1:46.907 | +0.064 | 12:43:09.813 |
| 3 | 1:46.843 | - | 12:44:56.656 |
| 4 | 1:47.315 | +0.472 | 12:46:43.971 |
| 5 | 1:47.287 | +0.444 | 12:48:31.258 |
| 6 | 1:48.798 | +1.955 | 12:50:20.056 |

| Lap | Lap Tm | Diff | Time of Day |
|----------------------|-----------------|--------|--------------|
| (76) Peter Whiteside | | | |
| 1 | -:-- | | 12:41:25.106 |
| 2 | 1:48.829 | +0.264 | 12:43:13.935 |
| 3 | 1:48.871 | +0.306 | 12:45:02.806 |
| 4 | 1:48.592 | +0.027 | 12:46:51.398 |
| 5 | 1:48.565 | - | 12:48:39.963 |
| 6 | 1:48.935 | +0.370 | 12:50:28.898 |

| Lap | Lap Tm | Diff | Time of Day |
|--------------------|-----------------|--------|--------------|
| (114) Josh Caygill | | | |
| 1 | -:-- | | 12:41:24.766 |
| 2 | 1:49.654 | +1.233 | 12:43:14.420 |
| 3 | 1:48.923 | +0.502 | 12:45:03.343 |
| 4 | 1:48.706 | +0.285 | 12:46:52.049 |
| 5 | 1:48.421 | - | 12:48:40.470 |
| 6 | 1:48.462 | +0.041 | 12:50:28.932 |

| Lap | Lap Tm | Diff | Time of Day |
|-------------------|-----------------|--------|--------------|
| (81) Mike Edwards | | | |
| 1 | -:-- | | 12:41:28.194 |
| 2 | 1:51.052 | +2.576 | 12:43:19.246 |
| 3 | 1:48.664 | +0.188 | 12:45:07.910 |
| 4 | 1:50.670 | +2.194 | 12:46:58.580 |
| 5 | 1:48.476 | - | 12:48:47.056 |
| 6 | 1:49.746 | +1.270 | 12:50:36.802 |

| Lap | Lap Tm | Diff | Time of Day |
|--------------------|-----------------|--------|--------------|
| (30) Mark Cassells | | | |
| 1 | -:-- | | 12:41:29.379 |
| 2 | 1:50.923 | +1.048 | 12:43:20.302 |
| 3 | 1:50.412 | +0.537 | 12:45:10.714 |
| 4 | 1:51.877 | +2.002 | 12:47:02.591 |
| 5 | 1:50.093 | +0.218 | 12:48:52.684 |
| 6 | 1:49.875 | - | 12:50:42.559 |

| Lap | Lap Tm | Diff | Time of Day |
|-------------------|-----------------|--------|--------------|
| (60) Oliver Riley | | | |
| 1 | -:-- | | 12:41:25.718 |
| 2 | 1:49.765 | - | 12:43:15.483 |
| 3 | 1:51.299 | +1.534 | 12:45:06.782 |
| 4 | 1:51.688 | +1.923 | 12:46:58.470 |
| 5 | 1:52.309 | +2.544 | 12:48:50.779 |
| 6 | 1:52.609 | +2.844 | 12:50:43.388 |

| Lap | Lap Tm | Diff | Time of Day |
|----------------------|--------|------|-------------|
| (54) William Davison | | | |

| Lap | Lap Tm | Diff | Time of Day |
|-----|-----------------|--------|--------------|
| 1 | -:-- | | 12:41:27.303 |
| 2 | 1:51.867 | +1.264 | 12:43:19.170 |
| 3 | 1:51.108 | +0.505 | 12:45:10.278 |
| 4 | 1:52.115 | +1.512 | 12:47:02.393 |
| 5 | 1:50.856 | +0.253 | 12:48:53.249 |
| 6 | 1:50.603 | - | 12:50:43.852 |

| Lap | Lap Tm | Diff | Time of Day |
|--------------------|-----------------|--------|--------------|
| (31) Karl Cassells | | | |
| 1 | -:-- | | 12:41:29.833 |
| 2 | 1:52.043 | +1.460 | 12:43:21.876 |
| 3 | 1:51.808 | +1.225 | 12:45:13.684 |
| 4 | 1:51.087 | +0.504 | 12:47:04.771 |
| 5 | 1:50.583 | - | 12:48:55.354 |
| 6 | 1:51.084 | +0.501 | 12:50:46.438 |

| Lap | Lap Tm | Diff | Time of Day |
|---------------------|-----------------|--------|--------------|
| (2) Cliffy Hamilton | | | |
| 1 | -:-- | | 12:41:30.864 |
| 2 | 1:52.102 | +1.199 | 12:43:22.966 |
| 3 | 1:51.085 | +0.182 | 12:45:14.051 |
| 4 | 1:51.357 | +0.454 | 12:47:05.408 |
| 5 | 1:50.903 | - | 12:48:56.311 |
| 6 | 1:51.142 | +0.239 | 12:50:47.453 |

| Lap | Lap Tm | Diff | Time of Day |
|--------------------|-----------------|--------|--------------|
| (181) Dylan Wright | | | |
| 1 | -:-- | | 12:41:29.332 |
| 2 | 1:52.878 | +1.927 | 12:43:22.210 |
| 3 | 1:52.399 | +1.448 | 12:45:14.609 |
| 4 | 1:51.375 | +0.424 | 12:47:05.984 |
| 5 | 1:50.951 | - | 12:48:56.935 |
| 6 | 1:51.021 | +0.070 | 12:50:47.956 |

| Lap | Lap Tm | Diff | Time of Day |
|--------------------|-----------------|--------|--------------|
| (85) James Edwards | | | |
| 1 | -:-- | | 12:41:34.877 |
| 2 | 1:55.183 | +4.437 | 12:43:30.060 |
| 3 | 1:51.755 | +1.009 | 12:45:21.815 |
| 4 | 1:50.746 | - | 12:47:12.561 |
| 5 | 1:51.372 | +0.626 | 12:49:03.933 |
| 6 | 1:51.071 | +0.325 | 12:50:55.004 |

| Lap | Lap Tm | Diff | Time of Day |
|---------------------|-----------------|--------|--------------|
| (45) Richard Wardle | | | |
| 1 | -:-- | | 12:41:34.796 |
| 2 | 1:55.653 | +0.392 | 12:43:30.449 |
| 3 | 1:55.261 | - | 12:45:25.710 |
| 4 | 1:56.288 | +1.027 | 12:47:21.998 |
| 5 | 1:55.424 | +0.163 | 12:49:17.422 |
| 6 | 1:55.436 | +0.175 | 12:51:12.858 |

| Lap | Lap Tm | Diff | Time of Day |
|---------------------|-----------------|--------|--------------|
| (19) Shaun Anderson | | | |
| 1 | -:-- | | 12:41:35.458 |
| 2 | 1:56.800 | +2.693 | 12:43:32.258 |
| 3 | 1:56.116 | +2.009 | 12:45:28.374 |
| 4 | 1:56.017 | +1.910 | 12:47:24.391 |
| 5 | 1:54.107 | - | 12:49:18.498 |
| 6 | 1:54.749 | +0.642 | 12:51:13.247 |

| Lap | Lap Tm | Diff | Time of Day |
|-------------------|-----------------|--------|--------------|
| (12) John Shipley | | | |
| 1 | -:-- | | 12:41:34.558 |
| 2 | 1:57.752 | +2.263 | 12:43:32.310 |
| 3 | 1:56.312 | +0.823 | 12:45:28.622 |
| 4 | 1:55.489 | - | 12:47:24.111 |
| 5 | 1:56.800 | +1.311 | 12:49:20.911 |
| 6 | 1:57.554 | +2.065 | 12:51:18.465 |

| Lap | Lap Tm | Diff | Time of Day |
|----------------------|-----------------|--------|--------------|
| (11) Wayne Griffiths | | | |
| 1 | -:-- | | 12:41:44.903 |
| 2 | 1:55.836 | +2.979 | 12:43:40.739 |

| Lap | Lap Tm | Diff | Time of Day |
|-----|-----------------|--------|--------------|
| 3 | 1:57.795 | +4.938 | 12:45:38.534 |
| 4 | 1:52.857 | - | 12:47:31.391 |
| 5 | 1:55.485 | +2.628 | 12:49:26.876 |
| 6 | 1:53.399 | +0.542 | 12:51:20.275 |

| Lap | Lap Tm | Diff | Time of Day |
|------------------------|-----------------|--------|--------------|
| (5) Craig Wreglesworth | | | |
| 1 | -:-- | | 12:41:37.235 |
| 2 | 1:56.307 | +1.024 | 12:43:33.542 |
| 3 | 1:55.688 | +0.405 | 12:45:29.230 |
| 4 | 1:55.283 | - | 12:47:24.513 |
| 5 | 1:58.115 | +2.832 | 12:49:22.628 |
| 6 | 1:58.332 | +3.049 | 12:51:20.960 |

| Lap | Lap Tm | Diff | Time of Day |
|------------------------|-----------------|--------|--------------|
| (23) Graeme Winstanley | | | |
| 1 | -:-- | | 12:41:38.452 |
| 2 | 1:56.581 | +0.479 | 12:43:35.033 |
| 3 | 1:57.174 | +1.072 | 12:45:32.207 |
| 4 | 1:57.903 | +1.801 | 12:47:30.110 |
| 5 | 1:56.102 | - | 12:49:26.212 |
| 6 | 1:57.791 | +1.689 | 12:51:24.003 |

| Lap | Lap Tm | Diff | Time of Day |
|-------------------------|-----------------|--------|--------------|
| (176) Stephen McConnell | | | |
| 1 | -:-- | | 12:41:35.678 |
| 2 | 1:58.285 | +2.179 | 12:43:33.963 |
| 3 | 1:57.464 | +1.358 | 12:45:31.427 |
| 4 | 1:57.193 | +1.087 | 12:47:28.620 |
| 5 | 1:56.106 | - | 12:49:24.726 |
| 6 | 1:59.386 | +3.280 | 12:51:24.112 |

| Lap | Lap Tm | Diff | Time of Day |
|-----------------|-----------------|--------|--------------|
| (29) Sam Bonney | | | |
| 1 | -:-- | | 12:41:39.264 |
| 2 | 1:56.692 | +0.526 | 12:43:35.956 |
| 3 | 1:56.793 | +0.627 | 12:45:32.749 |
| 4 | 1:57.613 | +1.447 | 12:47:30.362 |
| 5 | 1:56.166 | - | 12:49:26.528 |
| 6 | 1:57.642 | +1.476 | 12:51:24.170 |

| Lap | Lap Tm | Diff | Time of Day |
|--------------------|-----------------|--------|--------------|
| (193) Billy Hughes | | | |
| 1 | -:-- | | 12:41:41.517 |
| 2 | 1:59.171 | +3.570 | 12:43:40.688 |
| 3 | 1:59.930 | +4.329 | 12:45:40.618 |
| 4 | 1:56.298 | +0.697 | 12:47:36.916 |
| 5 | 1:56.499 | +0.898 | 12:49:33.415 |
| 6 | 1:55.601 | - | 12:51:29.016 |

| Lap | Lap Tm | Diff | Time of Day |
|-----------------------|-----------------|--------|--------------|
| (59) Richard Ashworth | | | |
| 1 | -:-- | | 12:41:36.035 |
| 2 | 1:57.094 | - | 12:43:33.129 |
| 3 | 1:58.059 | +0.965 | 12:45:31.188 |
| 4 | 2:00.078 | +2.984 | 12:47:31.266 |
| 5 | 1:59.912 | +2.818 | 12:49:31.178 |
| 6 | 1:58.767 | +1.673 | 12:51:29.945 |

| Lap | Lap Tm | Diff | Time of Day |
|-----------------------|-----------------|--------|--------------|
| (118) David Thomassom | | | |
| 1 | -:-- | | 12:41:42.906 |
| 2 | 1:58.355 | +1.959 | 12:43:41.261 |
| 3 | 1:59.525 | +3.129 | 12:45:40.786 |
| 4 | 1:56.428 | +0.032 | 12:47:37.214 |
| 5 | 1:56.396 | - | 12:49:33.610 |
| 6 | 1:57.992 | +1.596 | 12:51:31.602 |

| Lap | Lap Tm | Diff | Time of Day |
|----------------------|-----------------|--------|--------------|
| (4) Craig Brookfield | | | |
| 1 | -:-- | | 12:41:41.696 |
| 2 | 1:58.322 | +1.639 | 12:43:40.018 |
| 3 | 1:58.740 | +2.057 | 12:45:38.758 |
| 4 | 1:56.683 | - | 12:47:35.441 |

SS600

Oulton International 2.692 Miles

Race 5

31/05/2008 12:39

Race (6 Laps)

| Lap | Lap Tm | Diff | Time of Day |
|-----|----------|--------|--------------|
| 5 | 1:57.642 | +0.959 | 12:49:33.083 |
| 6 | 1:59.876 | +3.193 | 12:51:32.959 |

(65) Simon Quinlan

| Lap | Lap Tm | Diff | Time of Day |
|-----|----------|--------|--------------|
| 1 | -:-- | | 12:41:40.098 |
| 2 | 1:59.689 | - | 12:43:39.787 |
| 3 | 2:00.640 | +0.951 | 12:45:40.427 |
| 4 | 1:59.763 | +0.074 | 12:47:40.190 |
| 5 | 2:00.906 | +1.217 | 12:49:41.096 |
| 6 | 2:00.090 | +0.401 | 12:51:41.186 |

(88) John Mercer

| Lap | Lap Tm | Diff | Time of Day |
|-----|----------|--------|--------------|
| 1 | -:-- | | 12:41:44.673 |
| 2 | 2:00.944 | +2.878 | 12:43:45.617 |
| 3 | 2:01.586 | +3.520 | 12:45:47.203 |
| 4 | 2:00.371 | +2.305 | 12:47:47.574 |
| 5 | 1:58.066 | - | 12:49:45.640 |
| 6 | 1:59.219 | +1.153 | 12:51:44.859 |

(6) Jonty Gordon

| Lap | Lap Tm | Diff | Time of Day |
|-----|----------|--------|--------------|
| 1 | -:-- | | 12:41:42.857 |
| 2 | 2:02.230 | +2.048 | 12:43:45.087 |
| 3 | 2:01.719 | +1.537 | 12:45:46.806 |
| 4 | 2:01.023 | +0.841 | 12:47:47.829 |
| 5 | 2:00.182 | - | 12:49:48.011 |
| 6 | 2:03.724 | +3.542 | 12:51:51.735 |

(16) Robin Johnson

| Lap | Lap Tm | Diff | Time of Day |
|-----|----------|--------|--------------|
| 1 | -:-- | | 12:41:45.725 |
| 2 | 2:03.158 | +2.328 | 12:43:48.883 |
| 3 | 2:01.619 | +0.789 | 12:45:50.502 |
| 4 | 2:02.272 | +1.442 | 12:47:52.774 |
| 5 | 2:00.830 | - | 12:49:53.604 |
| 6 | 2:01.171 | +0.341 | 12:51:54.775 |

(186) David Ring

| Lap | Lap Tm | Diff | Time of Day |
|-----|----------|--------|--------------|
| 1 | -:-- | | 12:41:47.348 |
| 2 | 2:03.007 | +3.443 | 12:43:50.355 |
| 3 | 2:02.480 | +2.916 | 12:45:52.835 |
| 4 | 2:01.579 | +2.015 | 12:47:54.414 |
| 5 | 2:01.088 | +1.524 | 12:49:55.502 |
| 6 | 1:59.564 | - | 12:51:55.066 |

(20) Geoff McGrath

| Lap | Lap Tm | Diff | Time of Day |
|-----|----------|--------|--------------|
| 1 | -:-- | | 12:41:46.263 |
| 2 | 2:03.008 | +1.401 | 12:43:49.271 |
| 3 | 2:01.720 | +0.113 | 12:45:50.991 |
| 4 | 2:03.060 | +1.453 | 12:47:54.051 |
| 5 | 2:02.036 | +0.429 | 12:49:56.087 |
| 6 | 2:01.607 | - | 12:51:57.694 |

(102) Richard Slater

| Lap | Lap Tm | Diff | Time of Day |
|-----|----------|--------|--------------|
| 1 | -:-- | | 12:41:45.253 |
| 2 | 2:04.457 | +3.771 | 12:43:49.710 |
| 3 | 2:03.246 | +2.560 | 12:45:52.956 |
| 4 | 2:02.576 | +1.890 | 12:47:55.532 |
| 5 | 2:00.686 | - | 12:49:56.218 |
| 6 | 2:01.852 | +1.166 | 12:51:58.070 |

(9) John Edney

| Lap | Lap Tm | Diff | Time of Day |
|-----|----------|--------|--------------|
| 1 | -:-- | | 12:41:49.720 |
| 2 | 2:01.318 | +0.444 | 12:43:51.038 |
| 3 | 2:02.458 | +1.584 | 12:45:53.496 |
| 4 | 2:02.590 | +1.716 | 12:47:56.086 |
| 5 | 2:00.874 | - | 12:49:56.960 |
| 6 | 2:01.544 | +0.670 | 12:51:58.504 |

| Lap | Lap Tm | Diff | Time of Day |
|-------------------|----------|--------|--------------|
| (21) Lee Woodward | | | |
| 1 | -:-- | | 12:41:49.951 |
| 2 | 2:09.135 | - | 12:43:59.086 |
| 3 | 2:09.578 | +0.443 | 12:46:08.664 |
| 4 | 2:11.459 | +2.324 | 12:48:20.123 |
| 5 | 2:11.583 | +2.448 | 12:50:31.706 |

| Lap | Lap Tm | Diff | Time of Day |
|------------------|----------|--------|--------------|
| (3) Paul Forster | | | |
| 1 | -:-- | | 12:41:59.534 |
| 2 | 2:23.302 | +3.465 | 12:44:22.836 |
| 3 | 2:21.056 | +1.219 | 12:46:43.892 |
| 4 | 2:20.314 | +0.477 | 12:49:04.206 |
| 5 | 2:19.837 | - | 12:51:24.043 |

| Lap | Lap Tm | Diff | Time of Day |
|------------------|----------|--------|--------------|
| (8) Martin Lomas | | | |
| 1 | -:-- | | 12:41:46.447 |
| 2 | 2:04.235 | +2.430 | 12:43:50.682 |
| 3 | 2:04.226 | +2.421 | 12:45:54.908 |
| 4 | 2:01.805 | - | 12:47:56.713 |

| Lap | Lap Tm | Diff | Time of Day |
|-----|--------|------|-------------|
|-----|--------|------|-------------|


SS600

Oulton International 2.692 Miles

Race 5

31/05/2008 12:39

Race (6 Laps)



| Competitors | Laps | | | | | |
|-------------------------|------|-----|-----|-----|-----|-----|
| | 1 | 2 | 3 | 4 | 5 | 6 |
| Christopher Mort (34) | 1 | 34 | 34 | 34 | 10 | 10 |
| David Bath (101) | 2 | 101 | 101 | 101 | 10 | 34 |
| Jonathan Lodge (10) | 3 | 10 | 10 | 10 | 101 | 101 |
| Josh Caygill (114) | 4 | 114 | 76 | 76 | 76 | 76 |
| Peter Whiteside (76) | 5 | 76 | 114 | 114 | 114 | 114 |
| Oliver Riley (60) | 6 | 60 | 60 | 60 | 60 | 81 |
| William Davison (54) | 7 | 54 | 54 | 81 | 81 | 60 |
| Mike Edwards (81) | 8 | 81 | 81 | 54 | 54 | 30 |
| Dylan Wright (181) | 9 | 181 | 30 | 30 | 30 | 54 |
| Mark Cassells (30) | 10 | 30 | 31 | 31 | 31 | 31 |
| Karl Cassells (31) | 11 | 31 | 181 | 2 | 2 | 2 |
| Cliffy Hamilton (2) | 12 | 2 | 2 | 181 | 181 | 181 |
| John Shipley (12) | 13 | 12 | 85 | 85 | 85 | 85 |
| Richard Wardle (45) | 14 | 45 | 45 | 45 | 45 | 45 |
| James Edwards (85) | 15 | 85 | 19 | 19 | 12 | 19 |
| Shaun Anderson (19) | 16 | 19 | 12 | 12 | 19 | 12 |
| Stephen McConnell (176) | 17 | 176 | 59 | 5 | 5 | 11 |
| Richard Ashworth (59) | 18 | 59 | 5 | 59 | 176 | 176 |
| Craig Wreglesworth (5) | 19 | 5 | 176 | 176 | 23 | 23 |
| Graeme Winstanley (23) | 20 | 23 | 23 | 23 | 29 | 29 |
| Sam Bonney (29) | 21 | 29 | 29 | 29 | 59 | 11 |
| Simon Quinlan (65) | 22 | 65 | 65 | 11 | 11 | 59 |
| Billy Hughes (193) | 23 | 193 | 4 | 4 | 4 | 59 |
| Craig Brookfield (4) | 24 | 4 | 193 | 65 | 193 | 118 |
| Jonty Gordon (6) | 25 | 6 | 11 | 193 | 118 | 118 |
| David Thomassom (118) | 26 | 118 | 118 | 118 | 65 | 65 |
| John Mercer (88) | 27 | 88 | 6 | 6 | 88 | 88 |
| Wayne Griffiths (11) | 28 | 11 | 88 | 88 | 6 | 6 |
| Richard Slater (102) | 29 | 102 | 16 | 16 | 16 | 16 |
| Robin Johnson (16) | 30 | 16 | 20 | 20 | 20 | 186 |
| Geoff McGrath (20) | 31 | 20 | 102 | 186 | 186 | 20 |
| Martin Lomas (8) | 32 | 8 | 186 | 102 | 102 | 102 |
| David Ring (186) | 33 | 186 | 8 | 9 | 9 | 9 |
| John Edney (9) | 34 | 9 | 9 | 8 | 8 | 21 |
| Lee Woodward (21) | 35 | 21 | 21 | 21 | 21 | 3 |
| Paul Forster (3) | 36 | 3 | 3 | 3 | 3 | |
| - | 37 | | | | | |

Sidecar, F350, Post Classic & Scooter

Oulton International 2.692 Miles

Race 6

31/05/2008 13:46

Race (6 Laps)

| Pos | No. | Class | Name | Make | Engine | Laps | Total Tm | Avg. Speed | Diff | Gap | Best Tm | Best Spd | In Lap |
|-----------------------------|-----|-------------|--------------------|------------|--------|------|----------|------------|-----------|-----------|----------|----------|--------|
| Post Classic Sidecar | | | | | | | | | | | | | |
| 1 | 3 | Post Classi | Vince Biggs | Yamaha | 750 | 4 | 8:01.332 | 80.537 | - | - | 1:57.539 | 82.451 | 4 |
| 2 | 17 | Post Classi | Tony Wheatley | Yamaha | 750 | 4 | 9:04.823 | 71.151 | +1:03.491 | +1:03.491 | 2:12.683 | 73.040 | 3 |
| 3 | 181 | Post Classi | David Tibbles | Kawasaki | 900 | 4 | 9:14.471 | 69.913 | +1:13.139 | +9.648 | 2:16.368 | 71.067 | 3 |
| 4 | 134 | Post Classi | Chris Forster | Kawasaki | 1100 | 3 | 7:13.084 | 67.132 | 1 Lap | 1 Lap | 2:18.827 | 69.808 | 2 |
| Scooter sidecar | | | | | | | | | | | | | |
| 1 | 111 | Scooter sic | John Simpson | Aprilia | 125 | 3 | 7:36.936 | 63.627 | - | - | 2:28.708 | 65.169 | 3 |
| 2 | 95 | Scooter sic | Ralph Remnant | Lambretta | 240 | 3 | 7:37.731 | 63.517 | +0.795 | +0.795 | 2:29.633 | 64.766 | 3 |
| 3 | 2 | Scooter sic | Eddie Hocking | Lambretta | 230 | 3 | 7:53.121 | 61.451 | +16.185 | +15.390 | 2:34.522 | 62.717 | 2 |
| 4 | 45 | Scooter sic | Chris Taylor | Lambretta | 200 | 3 | 7:57.569 | 60.878 | +20.633 | +4.448 | 2:34.945 | 62.546 | 3 |
| Sidecar | | | | | | | | | | | | | |
| 1 | 5 | Sidecar | Stephen Williamson | Suzuki | 1000 | 4 | 7:35.744 | 85.058 | - | - | 1:51.237 | 87.122 | 3 |
| 2 | 73 | Sidecar | Craig Chaplow | Suzuki | 1000 | 4 | 7:36.061 | 84.999 | +0.317 | +0.317 | 1:50.900 | 87.387 | 3 |
| 3 | 14 | Sidecar | Dave Holden | Suzuki | 1000 | 4 | 7:38.142 | 84.613 | +2.398 | +2.081 | 1:51.811 | 86.675 | 3 |
| 4 | 123 | Sidecar | Wil Smith | Honda | 600 | 4 | 7:56.793 | 81.303 | +21.049 | +18.651 | 1:57.451 | 82.513 | 3 |
| 5 | 20 | Sidecar | Craig Hauxwell | Yamaha | 600 | 4 | 8:05.186 | 79.897 | +29.442 | +8.393 | 1:59.502 | 81.097 | 2 |
| 6 | 6 | Sidecar | Alan Molyneux | Honda | 600 | 4 | 8:14.692 | 78.361 | +38.948 | +9.506 | 2:01.542 | 79.735 | 3 |
| 7 | 8 | Sidecar | Peter Townson | Suzuki | 600 | 4 | 8:54.688 | 72.500 | +1:18.944 | +39.996 | 2:11.983 | 73.428 | 2 |
| 8 | 81 | Sidecar | Robin Daykin | Yamaha | 600 | 4 | 8:56.232 | 72.291 | +1:20.488 | +1.544 | 2:09.357 | 74.918 | 4 |
| 9 | 11 | Sidecar | Charles Morphet | Shelbourne | 500 | 3 | 7:16.607 | 66.590 | 1 Lap | 1 Lap | 2:20.380 | 69.035 | 2 |
| 10 | 41 | Sidecar | Colin Mulligan | Kawasaki | 600 | 1 | 2:23.058 | 67.743 | 3 Laps | 2 Laps | ---- | - | 1 |
| DNF | 22 | Sidecar | Tony Cunliffe | Yamaha | 600 | 4 | 8:56.483 | 72.257 | - | - | 2:11.059 | 73.945 | 2 |
| DNF | 9 | Sidecar | Charlie Donovan | Suzuki | 1000 | 0 | ---- | - | - | - | ---- | - | 0 |
| Sidecar FSRA 350 | | | | | | | | | | | | | |
| 1 | 77 | Sidecar FS | Steve Brooks | Yamaha | 350 | 4 | 8:54.419 | 72.536 | - | - | 2:11.584 | 73.650 | 4 |
| 2 | 19 | Sidecar FS | Michael Finnie | BSK Yamaha | 350 | 4 | 9:01.470 | 71.592 | +7.051 | +7.051 | 2:10.445 | 74.293 | 4 |
| 3 | 18 | Sidecar FS | Allen Steele | BSK Yamaha | 350 | 4 | 9:03.400 | 71.338 | +8.981 | +1.930 | 2:12.647 | 73.060 | 4 |
| 4 | 4 | Sidecar FS | Chris Jolly | Yamaha | 350 | 3 | 7:48.126 | 62.106 | 1 Lap | 1 Lap | 2:32.052 | 63.736 | 2 |
| 5 | 23 | Sidecar FS | Alan Longshaw | Yamaha | 350 | 2 | 5:14.936 | 61.544 | 2 Laps | 1 Lap | 2:35.837 | 62.188 | 2 |
| DNF | 10 | Sidecar FS | John Chandler | Yamaha | 350 | 0 | ---- | - | - | - | ---- | - | 0 |

Announcements

Red Flag time 13:56

| Margin of Victory | Avg. Speed | Best Lap Tm | Best Spd | Best Lap by |
|-------------------|------------|-------------|----------|--------------------|
| +0.317 | 85.058 | 1:50.900 | 87.387 | [73] Craig Chaplow |

Nantwich & D.M.C & Cheshire M.C.R.R.C

Sidecar, F350, Post Classic & Scooter

Oulton International 2.692 Miles

Race 6

31/05/2008 13:46

Race (6 Laps)

| Lap | Lap Tm | Diff | Time of Day |
|-------------------------------|-----------------|--------|--------------|
| (5) Stephen Williamson | | | |
| 1 | -:-- | | 13:48:10.745 |
| 2 | 1:51.945 | +0.708 | 13:50:02.690 |
| 3 | 1:51.237 | - | 13:51:53.927 |
| 4 | 1:55.088 | +3.851 | 13:53:49.015 |

| Lap | Lap Tm | Diff | Time of Day |
|---------------------------|-----------------|--------|--------------|
| (73) Craig Chaplow | | | |
| 1 | -:-- | | 13:48:11.507 |
| 2 | 1:52.250 | +1.350 | 13:50:03.757 |
| 3 | 1:50.900 | - | 13:51:54.657 |
| 4 | 1:54.675 | +3.775 | 13:53:49.332 |

| Lap | Lap Tm | Diff | Time of Day |
|-------------------------|-----------------|--------|--------------|
| (14) Dave Holden | | | |
| 1 | -:-- | | 13:48:13.851 |
| 2 | 1:52.515 | +0.704 | 13:50:06.366 |
| 3 | 1:51.811 | - | 13:51:58.177 |
| 4 | 1:53.236 | +1.425 | 13:53:51.413 |

| Lap | Lap Tm | Diff | Time of Day |
|------------------------|-----------------|--------|--------------|
| (123) Wil Smith | | | |
| 1 | -:-- | | 13:48:16.904 |
| 2 | 1:57.544 | +0.093 | 13:50:14.448 |
| 3 | 1:57.451 | - | 13:52:11.899 |
| 4 | 1:58.165 | +0.714 | 13:54:10.064 |

| Lap | Lap Tm | Diff | Time of Day |
|------------------------|-----------------|--------|--------------|
| (3) Vince Biggs | | | |
| 1 | -:-- | | 13:48:20.410 |
| 2 | 1:58.359 | +0.820 | 13:50:18.769 |
| 3 | 1:58.295 | +0.756 | 13:52:17.064 |
| 4 | 1:57.539 | - | 13:54:14.603 |

| Lap | Lap Tm | Diff | Time of Day |
|----------------------------|-----------------|--------|--------------|
| (20) Craig Hauxwell | | | |
| 1 | -:-- | | 13:48:19.158 |
| 2 | 1:59.502 | - | 13:50:18.660 |
| 3 | 2:00.109 | +0.607 | 13:52:18.769 |
| 4 | 1:59.688 | +0.186 | 13:54:18.457 |

| Lap | Lap Tm | Diff | Time of Day |
|--------------------------|-----------------|--------|--------------|
| (6) Alan Molyneux | | | |
| 1 | -:-- | | 13:48:22.044 |
| 2 | 2:01.591 | +0.049 | 13:50:23.635 |
| 3 | 2:01.542 | - | 13:52:25.177 |
| 4 | 2:02.786 | +1.244 | 13:54:27.963 |

| Lap | Lap Tm | Diff | Time of Day |
|--------------------------|-----------------|--------|--------------|
| (77) Steve Brooks | | | |
| 1 | -:-- | | 13:48:32.197 |
| 2 | 2:12.260 | +0.676 | 13:50:44.457 |
| 3 | 2:11.649 | +0.065 | 13:52:56.106 |
| 4 | 2:11.584 | - | 13:55:07.690 |

| Lap | Lap Tm | Diff | Time of Day |
|--------------------------|-----------------|--------|--------------|
| (8) Peter Townson | | | |
| 1 | -:-- | | 13:48:29.647 |
| 2 | 2:11.983 | - | 13:50:41.630 |
| 3 | 2:12.107 | +0.124 | 13:52:53.737 |
| 4 | 2:14.222 | +2.239 | 13:55:07.959 |

| Lap | Lap Tm | Diff | Time of Day |
|--------------------------|-----------------|--------|--------------|
| (81) Robin Daykin | | | |
| 1 | -:-- | | 13:48:37.324 |
| 2 | 2:12.885 | +3.528 | 13:50:50.209 |
| 3 | 2:09.937 | +0.580 | 13:53:00.146 |
| 4 | 2:09.357 | - | 13:55:09.503 |

| Lap | Lap Tm | Diff | Time of Day |
|----------------------------|-----------------|--------|--------------|
| (19) Michael Finnie | | | |
| 1 | -:-- | | 13:48:38.254 |
| 2 | 2:13.008 | +2.563 | 13:50:51.262 |
| 3 | 2:13.034 | +2.589 | 13:53:04.296 |
| 4 | 2:10.445 | - | 13:55:14.741 |

| Lap | Lap Tm | Diff | Time of Day |
|--------------------------|-----------------|--------|--------------|
| (18) Allen Steele | | | |
| 1 | -:-- | | 13:48:34.833 |
| 2 | 2:15.436 | +2.789 | 13:50:50.269 |
| 3 | 2:13.755 | +1.108 | 13:53:04.024 |
| 4 | 2:12.647 | - | 13:55:16.671 |

| Lap | Lap Tm | Diff | Time of Day |
|---------------------------|-----------------|--------|--------------|
| (17) Tony Wheatley | | | |
| 1 | -:-- | | 13:48:38.659 |
| 2 | 2:13.733 | +1.050 | 13:50:52.392 |
| 3 | 2:12.683 | - | 13:53:05.075 |
| 4 | 2:13.019 | +0.336 | 13:55:18.094 |

| Lap | Lap Tm | Diff | Time of Day |
|----------------------------|-----------------|--------|--------------|
| (181) David Tibbles | | | |
| 1 | -:-- | | 13:48:37.041 |
| 2 | 2:17.237 | +0.869 | 13:50:54.278 |
| 3 | 2:16.368 | - | 13:53:10.646 |
| 4 | 2:17.096 | +0.728 | 13:55:27.742 |

| Lap | Lap Tm | Diff | Time of Day |
|----------------------------|-----------------|--------|--------------|
| (134) Chris Forster | | | |
| 1 | -:-- | | 13:48:43.546 |
| 2 | 2:18.827 | - | 13:51:02.373 |
| 3 | 2:23.982 | +5.155 | 13:53:26.355 |

| Lap | Lap Tm | Diff | Time of Day |
|-----------------------------|-----------------|--------|--------------|
| (11) Charles Morphet | | | |
| 1 | -:-- | | 13:48:39.689 |
| 2 | 2:20.380 | - | 13:51:00.069 |
| 3 | 2:29.809 | +9.429 | 13:53:29.878 |

| Lap | Lap Tm | Diff | Time of Day |
|---------------------------|-----------------|--------|--------------|
| (111) John Simpson | | | |
| 1 | -:-- | | 13:48:52.717 |
| 2 | 2:28.782 | +0.074 | 13:51:21.499 |
| 3 | 2:28.708 | - | 13:53:50.207 |

| Lap | Lap Tm | Diff | Time of Day |
|---------------------------|-----------------|--------|--------------|
| (95) Ralph Remnant | | | |
| 1 | -:-- | | 13:48:51.291 |
| 2 | 2:30.078 | +0.445 | 13:51:21.369 |
| 3 | 2:29.633 | - | 13:53:51.002 |

| Lap | Lap Tm | Diff | Time of Day |
|------------------------|-----------------|--------|--------------|
| (4) Chris Jolly | | | |
| 1 | -:-- | | 13:48:56.345 |
| 2 | 2:32.052 | - | 13:51:28.397 |
| 3 | 2:33.000 | +0.948 | 13:54:01.397 |

| Lap | Lap Tm | Diff | Time of Day |
|--------------------------|-----------------|--------|--------------|
| (2) Eddie Hocking | | | |
| 1 | -:-- | | 13:48:56.706 |
| 2 | 2:34.522 | - | 13:51:31.228 |
| 3 | 2:35.164 | +0.642 | 13:54:06.392 |

| Lap | Lap Tm | Diff | Time of Day |
|--------------------------|-----------------|--------|--------------|
| (45) Chris Taylor | | | |
| 1 | -:-- | | 13:48:58.973 |
| 2 | 2:36.922 | +1.977 | 13:51:35.895 |
| 3 | 2:34.945 | - | 13:54:10.840 |

| Lap | Lap Tm | Diff | Time of Day |
|---------------------------|-----------------|------|--------------|
| (23) Alan Longshaw | | | |
| 1 | -:-- | | 13:48:52.370 |
| 2 | 2:35.837 | - | 13:51:28.207 |

| Lap | Lap Tm | Diff | Time of Day |
|----------------------------|--------|------|--------------|
| (41) Colin Mulligan | | | |
| 1 | -:-- | | 13:48:36.329 |

| Lap | Lap Tm | Diff | Time of Day |
|---------------------------|-----------------|--------|--------------|
| (22) Tony Cunliffe | | | |
| 1 | -:-- | | 13:48:32.385 |
| 2 | 2:11.059 | - | 13:50:43.444 |
| 3 | 2:13.658 | +2.599 | 13:52:57.102 |
| 4 | 2:12.652 | +1.593 | 13:55:09.754 |


Sidecar, F350, Post Classic & Scooter

Oulton International 2.692 Miles

Race 6

31/05/2008 13:46

Race (6 Laps)



| Competitors | Laps | | | |
|------------------------|------|-----|-----|-----|
| | 1 | 2 | 3 | 4 |
| Stephen Williamson (5) | 1 | 5 | 5 | 5 |
| Craig Chaplow (73) | 2 | 73 | 73 | 73 |
| Dave Holden (14) | 3 | 14 | 14 | 14 |
| Wil Smith (123) | 4 | 123 | 123 | 123 |
| Craig Hauxwell (20) | 5 | 20 | 20 | 3 |
| Vince Biggs (3) | 6 | 3 | 3 | 20 |
| Alan Molyneux (6) | 7 | 6 | 6 | 6 |
| Peter Townson (8) | 8 | 8 | 8 | 77 |
| Steve Brooks (77) | 9 | 77 | 22 | 77 |
| Tony Cunliffe (22) | 10 | 22 | 77 | 22 |
| Allen Steele (18) | 11 | 18 | 81 | 81 |
| Colin Mulligan (41) | 12 | 41 | 18 | 18 |
| David Tibbles (181) | 13 | 181 | 19 | 19 |
| Robin Daykin (81) | 14 | 81 | 17 | 17 |
| Michael Finnie (19) | 15 | 19 | 181 | 181 |
| Tony Wheatley (17) | 16 | 17 | 11 | 134 |
| Charles Morphet (11) | 17 | 11 | 134 | 11 |
| Chris Forster (134) | 18 | 134 | 95 | 111 |
| Ralph Remnant (95) | 19 | 95 | 111 | 95 |
| Alan Longshaw (23) | 20 | 23 | 23 | 4 |
| John Simpson (111) | 21 | 111 | 4 | 2 |
| Chris Jolly (4) | 22 | 4 | 2 | 45 |
| Eddie Hocking (2) | 23 | 2 | 45 | |
| Chris Taylor (45) | 24 | 45 | | |
| - | 25 | | | |
| - | 26 | | | |

Forgotten Era, Pre 95 & Aprillia 125

Oulton International 2.692 Miles

Race 7

31/05/2008 14:10

Race (6 Laps)

| Pos | No. | Class | Name | Make | Engine | Laps | Total Tm | Avg. Speed | Diff | Gap | Best Tm | Best Spd | In Lap |
|-------------------------------|-----|-------------|--------------------|----------|--------|------|-----------|------------|-----------|---------|----------|----------|--------|
| Aprilia 125 | | | | | | | | | | | | | |
| 1 | 93 | Aprilia 125 | Rhodri Owen | Aprilia | 125 | 5 | 12:12.424 | 66.158 | - | - | 2:21.535 | 68.472 | 5 |
| Forgotten Era 400 | | | | | | | | | | | | | |
| 1 | 8 | Forgotten | Paul Traynor | Honda | 250 | 6 | 12:10.336 | 79.617 | - | - | 1:59.737 | 80.937 | 2 |
| 2 | 16 | Forgotten | Christopher Morley | Honda | 400 | 6 | 12:13.000 | 79.328 | +2.664 | +2.664 | 2:00.864 | 80.183 | 4 |
| 3 | 77 | Forgotten | Gary Freeman | Yamaha | 250 | 6 | 12:34.443 | 77.073 | +24.107 | +21.443 | 2:04.309 | 77.961 | 2 |
| 4 | 7 | Forgotten | Caron Roberts | Yamaha | 250 | 6 | 12:34.936 | 77.023 | +24.600 | +0.493 | 2:03.393 | 78.539 | 5 |
| 5 | 9 | Forgotten | Stephen Latham | Yamaha | 400 | 6 | 13:14.115 | 73.223 | +1:03.779 | +39.179 | 2:11.179 | 73.878 | 3 |
| 6 | 17 | Forgotten | Derek Skinner | Yamaha | 350 | 6 | 13:37.259 | 71.149 | +1:26.923 | +23.144 | 2:11.529 | 73.681 | 5 |
| 7 | 53 | Forgotten | Jimmy Aspinall | Honda | 400 | 6 | 13:38.657 | 71.028 | +1:28.321 | +1.398 | 2:14.997 | 71.788 | 6 |
| 8 | 1 | Forgotten | Charles Edmonds | Yamaha | 350 | 5 | 10:51.651 | 74.359 | 1 Lap | 1 Lap | 2:08.435 | 75.456 | 5 |
| 9 | 29 | Forgotten | David Edwards | Honda | 250 | 5 | 11:49.596 | 68.287 | +57.945 | +57.945 | 2:19.649 | 69.397 | 2 |
| 10 | 5 | Forgotten | Vincent Hunt | Honda | 400 | 5 | 11:53.696 | 67.894 | +1:02.045 | +4.100 | 2:18.954 | 69.744 | 5 |
| 11 | 43 | Forgotten | John Holt | Honda | 400 | 2 | 4:39.900 | 69.248 | 4 Laps | 3 Laps | 2:17.673 | 70.393 | 2 |
| 12 | 52 | Forgotten | Lee Davies | Honda | 400 | 1 | 2:19.479 | 69.481 | 5 Laps | 1 Lap | ---- | - | 1 |
| Forgotten Era over 400 | | | | | | | | | | | | | |
| 1 | 275 | Forgotten | Neil Myatt | Kawasaki | 750 | 6 | 12:50.644 | 75.453 | - | - | 2:06.641 | 76.525 | 3 |
| 2 | 21 | Forgotten | Chris Edwards | Yamaha | 1000 | 6 | 12:51.216 | 75.397 | +0.572 | +0.572 | 2:04.499 | 77.842 | 6 |
| 3 | 20 | Forgotten | Tom Roberts | Ducati | 888 | 5 | 11:47.311 | 68.507 | 1 Lap | 1 Lap | 2:18.462 | 69.992 | 4 |
| 4 | 229 | Forgotten | Peter Stringer | Kawasaki | 750 | 5 | 11:54.996 | 67.771 | +7.685 | +7.685 | 2:20.392 | 69.030 | 2 |
| 5 | 49 | Forgotten | Steve Gammon | Suzuki | 560 | 5 | 11:55.565 | 67.717 | +8.254 | +0.569 | 2:21.109 | 68.679 | 5 |
| 6 | 41 | Forgotten | Mike Williams | | | 2 | 4:30.377 | 71.687 | 4 Laps | 3 Laps | 2:11.668 | 73.603 | 2 |
| Pre 1995 125cc | | | | | | | | | | | | | |
| 1 | 99 | Pre 1995 1 | James Lodge | Honda | 125 | 6 | 11:43.594 | 82.643 | - | - | 1:55.424 | 83.962 | 3 |
| 2 | 11 | Pre 1995 1 | Bryn Owen | Honda | 125 | 6 | 12:07.895 | 79.884 | +24.301 | +24.301 | 1:59.143 | 81.341 | 4 |
| 3 | 14 | Pre 1995 1 | Marcus Lodge | Honda | 125 | 6 | 12:59.861 | 74.561 | +1:16.267 | +51.966 | 2:07.047 | 76.280 | 3 |
| 4 | 13 | Pre 1995 1 | Adam Culshaw | Honda | 125 | 6 | 13:07.893 | 73.801 | +1:24.299 | +8.032 | 2:08.742 | 75.276 | 6 |
| 5 | 22 | Pre 1995 1 | Colin Wilcock | Honda | 125 | 5 | 12:39.839 | 63.771 | 1 Lap | 1 Lap | 2:29.130 | 64.985 | 5 |
| 6 | 3 | Pre 1995 1 | Joshua Jones | Honda | 125 | 5 | 12:43.789 | 63.442 | +3.950 | +3.950 | 2:23.250 | 67.652 | 5 |

| Margin of Victory | Avg. Speed | Best Lap Tm | Best Spd | Best Lap by |
|-------------------|------------|-------------|----------|------------------|
| +24.301 | 82.643 | 1:55.424 | 83.962 | [99] James Lodge |

Nantwich & D.M.C & Cheshire M.C.R.R.C

Forgotten Era, Pre 95 & Aprilia 125

Oulton International 2.692 Miles

Race 7

31/05/2008 14:10

Race (6 Laps)

| Lap | Lap Tm | Diff | Time of Day |
|-------------------------|-----------------|--------|--------------|
| (99) James Lodge | | | |
| 1 | -:-- | | 14:12:56.495 |
| 2 | 1:55.637 | +0.213 | 14:14:52.132 |
| 3 | 1:55.424 | - | 14:16:47.556 |
| 4 | 1:55.961 | +0.537 | 14:18:43.517 |
| 5 | 1:55.480 | +0.056 | 14:20:38.997 |
| 6 | 1:56.811 | +1.387 | 14:22:35.808 |

| Lap | Lap Tm | Diff | Time of Day |
|-----------------------|-----------------|--------|--------------|
| (11) Bryn Owen | | | |
| 1 | -:-- | | 14:12:57.741 |
| 2 | 2:01.293 | +2.150 | 14:14:59.034 |
| 3 | 2:00.507 | +1.364 | 14:16:59.541 |
| 4 | 1:59.143 | - | 14:18:58.684 |
| 5 | 2:00.988 | +1.845 | 14:20:59.672 |
| 6 | 2:00.437 | +1.294 | 14:23:00.109 |

| Lap | Lap Tm | Diff | Time of Day |
|-------------------------|-----------------|--------|--------------|
| (8) Paul Traynor | | | |
| 1 | -:-- | | 14:12:58.663 |
| 2 | 1:59.737 | - | 14:14:58.400 |
| 3 | 2:00.917 | +1.180 | 14:16:59.317 |
| 4 | 2:01.350 | +1.613 | 14:19:00.667 |
| 5 | 2:01.414 | +1.677 | 14:21:02.081 |
| 6 | 2:00.469 | +0.732 | 14:23:02.550 |

| Lap | Lap Tm | Diff | Time of Day |
|--------------------------------|-----------------|--------|--------------|
| (16) Christopher Morley | | | |
| 1 | -:-- | | 14:12:59.238 |
| 2 | 2:00.994 | +0.130 | 14:15:00.232 |
| 3 | 2:00.969 | +0.105 | 14:17:01.201 |
| 4 | 2:00.864 | - | 14:19:02.065 |
| 5 | 2:01.314 | +0.450 | 14:21:03.379 |
| 6 | 2:01.835 | +0.971 | 14:23:05.214 |

| Lap | Lap Tm | Diff | Time of Day |
|--------------------------|-----------------|--------|--------------|
| (77) Gary Freeman | | | |
| 1 | -:-- | | 14:13:02.449 |
| 2 | 2:04.309 | - | 14:15:06.758 |
| 3 | 2:05.210 | +0.901 | 14:17:11.968 |
| 4 | 2:05.028 | +0.719 | 14:19:16.996 |
| 5 | 2:05.005 | +0.696 | 14:21:22.001 |
| 6 | 2:04.656 | +0.347 | 14:23:26.657 |

| Lap | Lap Tm | Diff | Time of Day |
|--------------------------|-----------------|--------|--------------|
| (7) Caron Roberts | | | |
| 1 | -:-- | | 14:13:03.700 |
| 2 | 2:05.995 | +2.602 | 14:15:09.695 |
| 3 | 2:05.176 | +1.783 | 14:17:14.871 |
| 4 | 2:04.419 | +1.026 | 14:19:19.290 |
| 5 | 2:03.393 | - | 14:21:22.683 |
| 6 | 2:04.467 | +1.074 | 14:23:27.150 |

| Lap | Lap Tm | Diff | Time of Day |
|-------------------------|-----------------|--------|--------------|
| (275) Neil Myatt | | | |
| 1 | -:-- | | 14:13:03.346 |
| 2 | 2:06.693 | +0.052 | 14:15:10.039 |
| 3 | 2:06.641 | - | 14:17:16.680 |
| 4 | 2:08.888 | +2.247 | 14:19:25.568 |
| 5 | 2:08.612 | +1.971 | 14:21:34.180 |
| 6 | 2:08.678 | +2.037 | 14:23:42.858 |

| Lap | Lap Tm | Diff | Time of Day |
|---------------------------|-----------------|--------|--------------|
| (21) Chris Edwards | | | |
| 1 | -:-- | | 14:13:09.136 |
| 2 | 2:09.217 | +4.718 | 14:15:18.353 |
| 3 | 2:08.245 | +3.746 | 14:17:26.598 |
| 4 | 2:07.195 | +2.696 | 14:19:33.793 |
| 5 | 2:05.138 | +0.639 | 14:21:38.931 |
| 6 | 2:04.499 | - | 14:23:43.430 |

| Lap | Lap Tm | Diff | Time of Day |
|--------------------------|--------|------|-------------|
| (14) Marcus Lodge | | | |

| Lap | Lap Tm | Diff | Time of Day |
|-----|-----------------|--------|--------------|
| 1 | -:-- | | 14:13:08.398 |
| 2 | 2:07.654 | +0.607 | 14:15:16.052 |
| 3 | 2:07.047 | - | 14:17:23.099 |
| 4 | 2:08.926 | +1.879 | 14:19:32.025 |
| 5 | 2:09.731 | +2.684 | 14:21:41.756 |
| 6 | 2:10.319 | +3.272 | 14:23:52.075 |

| Lap | Lap Tm | Diff | Time of Day |
|--------------------------|-----------------|--------|--------------|
| (13) Adam Culshaw | | | |
| 1 | -:-- | | 14:13:11.613 |
| 2 | 2:09.883 | +1.141 | 14:15:21.496 |
| 3 | 2:10.575 | +1.833 | 14:17:32.071 |
| 4 | 2:10.421 | +1.679 | 14:19:42.492 |
| 5 | 2:08.873 | +0.131 | 14:21:51.365 |
| 6 | 2:08.742 | - | 14:24:00.107 |

| Lap | Lap Tm | Diff | Time of Day |
|---------------------------|-----------------|--------|--------------|
| (9) Stephen Latham | | | |
| 1 | -:-- | | 14:13:08.835 |
| 2 | 2:11.989 | +0.810 | 14:15:20.824 |
| 3 | 2:11.179 | - | 14:17:32.003 |
| 4 | 2:11.744 | +0.565 | 14:19:43.747 |
| 5 | 2:11.282 | +0.103 | 14:21:55.029 |
| 6 | 2:11.300 | +0.121 | 14:24:06.329 |

| Lap | Lap Tm | Diff | Time of Day |
|---------------------------|-----------------|--------|--------------|
| (17) Derek Skinner | | | |
| 1 | -:-- | | 14:13:19.320 |
| 2 | 2:17.559 | +6.030 | 14:15:36.879 |
| 3 | 2:13.797 | +2.268 | 14:17:50.676 |
| 4 | 2:11.705 | +0.176 | 14:20:02.381 |
| 5 | 2:11.529 | - | 14:22:13.910 |
| 6 | 2:15.563 | +4.034 | 14:24:29.473 |

| Lap | Lap Tm | Diff | Time of Day |
|----------------------------|-----------------|--------|--------------|
| (53) Jimmy Aspinall | | | |
| 1 | -:-- | | 14:13:12.643 |
| 2 | 2:15.389 | +0.392 | 14:15:28.032 |
| 3 | 2:16.542 | +1.545 | 14:17:44.574 |
| 4 | 2:15.540 | +0.543 | 14:20:00.114 |
| 5 | 2:15.760 | +0.763 | 14:22:15.874 |
| 6 | 2:14.997 | - | 14:24:30.871 |

| Lap | Lap Tm | Diff | Time of Day |
|----------------------------|-----------------|--------|--------------|
| (1) Charles Edmonds | | | |
| 1 | -:-- | | 14:13:08.049 |
| 2 | 2:09.756 | +1.321 | 14:15:17.805 |
| 3 | 2:08.553 | +0.118 | 14:17:26.358 |
| 4 | 2:09.072 | +0.637 | 14:19:35.430 |
| 5 | 2:08.435 | - | 14:21:43.865 |

| Lap | Lap Tm | Diff | Time of Day |
|-------------------------|-----------------|--------|--------------|
| (20) Tom Roberts | | | |
| 1 | -:-- | | 14:13:22.883 |
| 2 | 2:20.025 | +1.563 | 14:15:42.908 |
| 3 | 2:18.528 | +0.066 | 14:18:01.436 |
| 4 | 2:18.462 | - | 14:20:19.898 |
| 5 | 2:19.627 | +1.165 | 14:22:39.525 |

| Lap | Lap Tm | Diff | Time of Day |
|---------------------------|-----------------|--------|--------------|
| (29) David Edwards | | | |
| 1 | -:-- | | 14:13:19.363 |
| 2 | 2:19.649 | - | 14:15:39.012 |
| 3 | 2:21.591 | +1.942 | 14:18:00.603 |
| 4 | 2:20.592 | +0.943 | 14:20:21.195 |
| 5 | 2:20.615 | +0.966 | 14:22:41.810 |

| Lap | Lap Tm | Diff | Time of Day |
|-------------------------|-----------------|--------|--------------|
| (5) Vincent Hunt | | | |
| 1 | -:-- | | 14:13:22.330 |
| 2 | 2:22.452 | +3.498 | 14:15:44.782 |
| 3 | 2:21.382 | +2.428 | 14:18:06.164 |
| 4 | 2:20.792 | +1.838 | 14:20:26.956 |
| 5 | 2:18.954 | - | 14:22:45.910 |

| Lap | Lap Tm | Diff | Time of Day |
|-----------------------------|-----------------|--------|--------------|
| (229) Peter Stringer | | | |
| 1 | -:-- | | 14:13:16.657 |
| 2 | 2:20.392 | - | 14:15:37.049 |
| 3 | 2:23.348 | +2.956 | 14:18:00.397 |
| 4 | 2:23.869 | +3.477 | 14:20:24.266 |
| 5 | 2:22.944 | +2.552 | 14:22:47.210 |

| Lap | Lap Tm | Diff | Time of Day |
|--------------------------|-----------------|--------|--------------|
| (49) Steve Gammon | | | |
| 1 | -:-- | | 14:13:21.100 |
| 2 | 2:21.402 | +0.293 | 14:15:42.502 |
| 3 | 2:22.870 | +1.761 | 14:18:05.372 |
| 4 | 2:21.298 | +0.189 | 14:20:26.670 |
| 5 | 2:21.109 | - | 14:22:47.779 |

| Lap | Lap Tm | Diff | Time of Day |
|-------------------------|-----------------|--------|--------------|
| (93) Rhodri Owen | | | |
| 1 | -:-- | | 14:13:29.384 |
| 2 | 2:25.984 | +4.449 | 14:15:55.368 |
| 3 | 2:24.935 | +3.400 | 14:18:20.303 |
| 4 | 2:22.800 | +1.265 | 14:20:43.103 |
| 5 | 2:21.535 | - | 14:23:04.638 |

| Lap | Lap Tm | Diff | Time of Day |
|---------------------------|-----------------|--------|--------------|
| (22) Colin Wilcock | | | |
| 1 | -:-- | | 14:13:29.817 |
| 2 | 2:29.690 | +0.560 | 14:15:59.507 |
| 3 | 2:32.712 | +3.582 | 14:18:32.219 |
| 4 | 2:30.704 | +1.574 | 14:21:02.923 |
| 5 | 2:29.130 | - | 14:23:32.053 |

| Lap | Lap Tm | Diff | Time of Day |
|-------------------------|-----------------|---------|--------------|
| (3) Joshua Jones | | | |
| 1 | -:-- | | 14:13:44.951 |
| 2 | 2:34.804 | +11.554 | 14:16:19.755 |
| 3 | 2:28.887 | +5.637 | 14:18:48.642 |
| 4 | 2:24.111 | +0.861 | 14:21:12.753 |
| 5 | 2:23.250 | - | 14:23:36.003 |

| Lap | Lap Tm | Diff | Time of Day |
|---------------------------|-----------------|------|--------------|
| (41) Mike Williams | | | |
| 1 | -:-- | | 14:13:10.923 |
| 2 | 2:11.668 | - | 14:15:22.591 |

| Lap | Lap Tm | Diff | Time of Day |
|-----------------------|-----------------|------|--------------|
| (43) John Holt | | | |
| 1 | -:-- | | 14:13:14.441 |
| 2 | 2:17.673 | - | 14:15:32.114 |

| Lap | Lap Tm | Diff | Time of Day |
|------------------------|--------|------|--------------|
| (52) Lee Davies | | | |
| 1 | -:-- | | 14:13:11.693 |

Forgotten Era, Pre 95 & Aprillia 125

Oulton International 2.692 Miles

Race 7

31/05/2008 14:10

Race (6 Laps)

| Competitors | Laps | | | | | |
|-------------------------|------|-----|-----|-----|-----|-----|
| | 1 | 2 | 3 | 4 | 5 | 6 |
| James Lodge (99) | 1 | 99 | 99 | 99 | 99 | 99 |
| Bryn Owen (11) | 2 | 11 | 8 | 8 | 11 | 11 |
| Paul Traynor (8) | 3 | 8 | 11 | 11 | 8 | 8 |
| Christopher Morley (16) | 4 | 16 | 16 | 16 | 16 | 16 |
| Gary Freeman (77) | 5 | 77 | 77 | 77 | 77 | 77 |
| Neil Myatt (275) | 6 | 275 | 7 | 7 | 7 | 7 |
| Caron Roberts (7) | 7 | 7 | 275 | 275 | 275 | 275 |
| Charles Edmonds (1) | 8 | 1 | 14 | 14 | 14 | 21 |
| Marcus Lodge (14) | 9 | 14 | 1 | 1 | 21 | 14 |
| Stephen Latham (9) | 10 | 9 | 21 | 21 | 1 | 13 |
| Chris Edwards (21) | 11 | 21 | 9 | 9 | 13 | 9 |
| Mike Williams (41) | 12 | 41 | 13 | 13 | 9 | 17 |
| Adam Culshaw (13) | 13 | 13 | 41 | 53 | 53 | 17 |
| Lee Davies (52) | 14 | 52 | 53 | 17 | 17 | 53 |
| Jimmy Aspinall (53) | 15 | 53 | 43 | 229 | 20 | 20 |
| John Holt (43) | 16 | 43 | 17 | 29 | 29 | 29 |
| Peter Stringer (229) | 17 | 229 | 229 | 20 | 229 | 5 |
| Derek Skinner (17) | 18 | 17 | 29 | 49 | 49 | 229 |
| David Edwards (29) | 19 | 29 | 49 | 5 | 5 | 49 |
| Steve Gammon (49) | 20 | 49 | 20 | 93 | 93 | 93 |
| Vincent Hunt (5) | 21 | 5 | 5 | 22 | 22 | 22 |
| Tom Roberts (20) | 22 | 20 | 93 | 3 | 3 | 3 |
| Rhodri Owen (93) | 23 | 93 | 22 | | | |
| Colin Wilcock (22) | 24 | 22 | 3 | | | |
| Joshua Jones (3) | 25 | 3 | | | | |

Scooters

Oulton International 2.692 Miles

Race 8

31/05/2008 14:32

Race (6 Laps)

| Pos | No. | Class | Name | Make | Engine | Laps | Total Tm | Avg. Speed | Diff | Gap | Best Tm | Best Spd | In Lap |
|-----|-----|------------|-----------------|-----------|--------|------|-----------|------------|-----------|---------|----------|----------|--------|
| 1 | 1 | Scooter so | Charles Edmonds | Lambretta | 204 | 6 | 13:41.050 | 70.821 | - | - | 2:14.512 | 72.047 | 5 |
| 2 | 38 | Scooter so | Stuart Day | Lambretta | 200 | 6 | 13:41.101 | 70.816 | +0.051 | +0.051 | 2:14.725 | 71.933 | 5 |
| 3 | 39 | Scooter so | Guy Topper | Lambretta | 256 | 6 | 13:46.594 | 70.346 | +5.544 | +5.493 | 2:14.144 | 72.245 | 3 |
| 4 | 33 | Scooter so | John Howe | Lambretta | 230 | 6 | 14:23.785 | 67.317 | +42.735 | +37.191 | 2:21.909 | 68.292 | 6 |
| 5 | 53 | Scooter so | James Campen | Lambretta | 200 | 6 | 14:24.763 | 67.241 | +43.713 | +0.978 | 2:21.734 | 68.376 | 5 |
| 6 | 69 | Scooter so | Phil Bevis | Lambretta | 200 | 6 | 14:25.210 | 67.206 | +44.160 | +0.447 | 2:21.723 | 68.381 | 6 |
| 7 | 2 | Scooter so | Jon Uffindell | Piaggio | 80 | 6 | 14:34.695 | 66.477 | +53.645 | +9.485 | 2:23.744 | 67.420 | 3 |
| 8 | 22 | Scooter so | Steven Conneely | Lambretta | 200 | 6 | 14:45.204 | 65.688 | +1:04.154 | +10.509 | 2:25.225 | 66.732 | 5 |
| 9 | 47 | Scooter so | Will Reber | Piaggio | 70 | 6 | 14:47.415 | 65.524 | +1:06.365 | +2.211 | 2:24.234 | 67.191 | 2 |
| 10 | 20 | Scooter so | Tom Oliver | Piaggio | 77 | 6 | 14:55.419 | 64.939 | +1:14.369 | +8.004 | 2:26.337 | 66.225 | 2 |
| 11 | 52 | Scooter so | John Woods | Piaggio | 70 | 6 | 15:08.565 | 63.999 | +1:27.515 | +13.146 | 2:29.573 | 64.792 | 3 |
| 12 | 66 | Scooter so | Scott Chapman | Italjet | 172 | 6 | 15:21.081 | 63.129 | +1:40.031 | +12.516 | 2:31.592 | 63.929 | 6 |
| 13 | 45 | Scooter so | Chris Taylor | Gilera | 180 | 6 | 15:22.584 | 63.026 | +1:41.534 | +1.503 | 2:30.966 | 64.195 | 6 |
| 14 | 27 | Scooter so | Joe Hardy | Piaggio | 70 | 6 | 15:26.932 | 62.731 | +1:45.882 | +4.348 | 2:31.539 | 63.952 | 4 |
| 15 | 15 | Scooter so | Stephen Pollitt | Vespa | 139 | 6 | 15:29.476 | 62.559 | +1:48.426 | +2.544 | 2:33.005 | 63.339 | 2 |
| 16 | 11 | Scooter so | Eddie Goode | Gilera | 185 | 6 | 15:41.123 | 61.785 | +2:00.073 | +11.647 | 2:32.246 | 63.655 | 6 |
| 17 | 28 | Scooter so | Robert Rees | Vespa | 150 | 6 | 15:48.443 | 61.308 | +2:07.393 | +7.320 | 2:32.068 | 63.729 | 5 |
| 18 | 68 | Scooter so | Dean Aylott | Lambretta | 200 | 5 | 13:44.532 | 58.768 | 1 Lap | 1 Lap | 2:39.499 | 60.760 | 4 |
| 19 | 31 | Scooter so | Mark Clipstone | Lambretta | 205 | 5 | 13:46.042 | 58.660 | +1.510 | +1.510 | 2:41.469 | 60.019 | 4 |
| 20 | 40 | Scooter so | Ciro Affronti | Lambretta | 200 | 5 | 14:10.022 | 57.006 | +25.490 | +23.980 | 2:47.298 | 57.928 | 5 |

Not classified (75% = 5 Laps)

| | | | | | | | | | | | | | |
|-----|----|------------|------------------|-----------|-----|---|-----------|--------|--------|--------|----------|--------|---|
| 21 | 42 | Scooter so | Martin Wing | Lambretta | 230 | 4 | 11:05.238 | 58.272 | 2 Laps | 1 Lap | 2:42.002 | 59.821 | 4 |
| 22 | 67 | Scooter so | Richard Conneely | Lambretta | 205 | 3 | 7:29.069 | 64.742 | 3 Laps | 1 Lap | 2:24.251 | 67.183 | 2 |
| 23 | 25 | Scooter so | Mark Hardy | Piaggio | 70 | 2 | 5:34.286 | 57.981 | 4 Laps | 1 Lap | 2:42.997 | 59.456 | 2 |
| 24 | 18 | Scooter so | Dan Lewis | Lambretta | 200 | 1 | 2:40.590 | 60.347 | 5 Laps | 1 Lap | ---- | - | 1 |
| 25 | 54 | Scooter so | Antony Rudd | Lambretta | 205 | 1 | 2:44.669 | 58.853 | +4.079 | +4.079 | ---- | - | 1 |
| 26 | 3 | Scooter so | Bill Douglas | Piaggio | 70 | 0 | ---- | - | - | - | ---- | - | 0 |
| 27 | 56 | Scooter so | Clive Preston | Lambretta | 204 | 0 | ---- | - | - | - | ---- | - | 0 |
| 28 | 73 | Scooter so | Martin Hyland | Lambretta | 210 | 0 | ---- | - | - | - | ---- | - | 0 |
| DNF | 57 | Scooter so | Carl Neath | Lambretta | 137 | 5 | 13:10.751 | 61.278 | - | - | 2:34.928 | 62.553 | 5 |
| DNS | 81 | Scooter so | Stephen Wright | Lambretta | 250 | 0 | ---- | - | - | - | ---- | - | 0 |

| Margin of Victory | Avg. Speed | Best Lap Tm | Best Spd | Best Lap by |
|-------------------|------------|-------------|----------|-----------------|
| +0.051 | 70.821 | 2:14.144 | 72.245 | [39] Guy Topper |

Nantwich & D.M.C & Cheshire M.C.R.R.C

Scooters

Oulton International 2.692 Miles

Race 8

31/05/2008 14:32

Race (6 Laps)

| Lap | Lap Tm | Diff | Time of Day |
|----------------------------|-----------------|--------|--------------|
| (1) Charles Edmonds | | | |
| 1 | -:-- | | 14:34:54.880 |
| 2 | 2:17.073 | +2.561 | 14:37:11.953 |
| 3 | 2:15.983 | +1.471 | 14:39:27.936 |
| 4 | 2:15.397 | +0.885 | 14:41:43.333 |
| 5 | 2:14.512 | - | 14:43:57.845 |
| 6 | 2:16.902 | +2.390 | 14:46:14.747 |

| Lap | Lap Tm | Diff | Time of Day |
|------------------------|-----------------|--------|--------------|
| (38) Stuart Day | | | |
| 1 | -:-- | | 14:34:56.365 |
| 2 | 2:15.737 | +1.012 | 14:37:12.102 |
| 3 | 2:16.222 | +1.497 | 14:39:28.324 |
| 4 | 2:15.557 | +0.832 | 14:41:43.881 |
| 5 | 2:14.725 | - | 14:43:58.606 |
| 6 | 2:16.192 | +1.467 | 14:46:14.798 |

| Lap | Lap Tm | Diff | Time of Day |
|------------------------|-----------------|--------|--------------|
| (39) Guy Topper | | | |
| 1 | -:-- | | 14:35:03.220 |
| 2 | 2:14.998 | +0.854 | 14:37:18.218 |
| 3 | 2:14.144 | - | 14:39:32.362 |
| 4 | 2:15.050 | +0.906 | 14:41:47.412 |
| 5 | 2:16.143 | +1.999 | 14:44:03.555 |
| 6 | 2:16.736 | +2.592 | 14:46:20.291 |

| Lap | Lap Tm | Diff | Time of Day |
|-----------------------|-----------------|--------|--------------|
| (33) John Howe | | | |
| 1 | -:-- | | 14:35:03.950 |
| 2 | 2:22.904 | +0.995 | 14:37:26.854 |
| 3 | 2:23.179 | +1.270 | 14:39:50.033 |
| 4 | 2:22.468 | +0.559 | 14:42:12.501 |
| 5 | 2:23.072 | +1.163 | 14:44:35.573 |
| 6 | 2:21.909 | - | 14:46:57.482 |

| Lap | Lap Tm | Diff | Time of Day |
|--------------------------|-----------------|--------|--------------|
| (53) James Campen | | | |
| 1 | -:-- | | 14:35:06.340 |
| 2 | 2:22.010 | +0.276 | 14:37:28.350 |
| 3 | 2:23.531 | +1.797 | 14:39:51.881 |
| 4 | 2:22.923 | +1.189 | 14:42:14.804 |
| 5 | 2:21.734 | - | 14:44:36.538 |
| 6 | 2:21.922 | +0.188 | 14:46:58.460 |

| Lap | Lap Tm | Diff | Time of Day |
|------------------------|-----------------|--------|--------------|
| (69) Phil Bevis | | | |
| 1 | -:-- | | 14:35:06.021 |
| 2 | 2:23.331 | +1.608 | 14:37:29.352 |
| 3 | 2:22.768 | +1.045 | 14:39:52.120 |
| 4 | 2:22.952 | +1.229 | 14:42:15.072 |
| 5 | 2:22.112 | +0.389 | 14:44:37.184 |
| 6 | 2:21.723 | - | 14:46:58.907 |

| Lap | Lap Tm | Diff | Time of Day |
|--------------------------|-----------------|--------|--------------|
| (2) Jon Uffindell | | | |
| 1 | -:-- | | 14:35:03.446 |
| 2 | 2:24.542 | +0.798 | 14:37:27.988 |
| 3 | 2:23.744 | - | 14:39:51.732 |
| 4 | 2:27.223 | +3.479 | 14:42:18.955 |
| 5 | 2:24.721 | +0.977 | 14:44:43.676 |
| 6 | 2:24.716 | +0.972 | 14:47:08.392 |

| Lap | Lap Tm | Diff | Time of Day |
|-----------------------------|-----------------|--------|--------------|
| (22) Steven Conneely | | | |
| 1 | -:-- | | 14:35:09.364 |
| 2 | 2:25.681 | +0.456 | 14:37:35.045 |
| 3 | 2:26.021 | +0.796 | 14:40:01.066 |
| 4 | 2:26.821 | +1.596 | 14:42:27.887 |
| 5 | 2:25.225 | - | 14:44:53.112 |
| 6 | 2:25.789 | +0.564 | 14:47:18.901 |

| | | | |
|------------------------|--|--|--|
| (47) Will Reber | | | |
|------------------------|--|--|--|

| Lap | Lap Tm | Diff | Time of Day |
|-----|-----------------|--------|--------------|
| 1 | -:-- | | 14:35:07.440 |
| 2 | 2:24.234 | - | 14:37:31.674 |
| 3 | 2:25.390 | +1.156 | 14:39:57.064 |
| 4 | 2:26.958 | +2.724 | 14:42:24.022 |
| 5 | 2:28.212 | +3.978 | 14:44:52.234 |
| 6 | 2:28.878 | +4.644 | 14:47:21.112 |

| Lap | Lap Tm | Diff | Time of Day |
|------------------------|-----------------|--------|--------------|
| (20) Tom Oliver | | | |
| 1 | -:-- | | 14:35:07.093 |
| 2 | 2:26.337 | - | 14:37:33.430 |
| 3 | 2:28.645 | +2.308 | 14:40:02.075 |
| 4 | 2:27.202 | +0.865 | 14:42:29.277 |
| 5 | 2:30.172 | +3.835 | 14:44:59.449 |
| 6 | 2:29.667 | +3.330 | 14:47:29.116 |

| Lap | Lap Tm | Diff | Time of Day |
|------------------------|-----------------|--------|--------------|
| (52) John Woods | | | |
| 1 | -:-- | | 14:35:11.136 |
| 2 | 2:29.990 | +0.417 | 14:37:41.126 |
| 3 | 2:29.573 | - | 14:40:10.699 |
| 4 | 2:30.148 | +0.575 | 14:42:40.847 |
| 5 | 2:30.615 | +1.042 | 14:45:11.462 |
| 6 | 2:30.800 | +1.227 | 14:47:42.262 |

| Lap | Lap Tm | Diff | Time of Day |
|---------------------------|-----------------|--------|--------------|
| (66) Scott Chapman | | | |
| 1 | -:-- | | 14:35:12.643 |
| 2 | 2:31.602 | +0.010 | 14:37:44.245 |
| 3 | 2:33.222 | +1.630 | 14:40:17.467 |
| 4 | 2:32.933 | +1.341 | 14:42:50.400 |
| 5 | 2:32.786 | +1.194 | 14:45:23.186 |
| 6 | 2:31.592 | - | 14:47:54.778 |

| Lap | Lap Tm | Diff | Time of Day |
|--------------------------|-----------------|--------|--------------|
| (45) Chris Taylor | | | |
| 1 | -:-- | | 14:35:13.202 |
| 2 | 2:31.629 | +0.663 | 14:37:44.831 |
| 3 | 2:34.646 | +3.680 | 14:40:19.477 |
| 4 | 2:32.879 | +1.913 | 14:42:52.356 |
| 5 | 2:32.959 | +1.993 | 14:45:25.315 |
| 6 | 2:30.966 | - | 14:47:56.281 |

| Lap | Lap Tm | Diff | Time of Day |
|-----------------------|-----------------|--------|--------------|
| (27) Joe Hardy | | | |
| 1 | -:-- | | 14:35:16.082 |
| 2 | 2:34.011 | +2.472 | 14:37:50.093 |
| 3 | 2:32.943 | +1.404 | 14:40:23.036 |
| 4 | 2:31.539 | - | 14:42:54.575 |
| 5 | 2:33.655 | +2.116 | 14:45:28.230 |
| 6 | 2:32.399 | +0.860 | 14:48:00.629 |

| Lap | Lap Tm | Diff | Time of Day |
|-----------------------------|-----------------|--------|--------------|
| (15) Stephen Pollitt | | | |
| 1 | -:-- | | 14:35:13.489 |
| 2 | 2:33.005 | - | 14:37:46.494 |
| 3 | 2:34.844 | +1.839 | 14:40:21.338 |
| 4 | 2:33.336 | +0.331 | 14:42:54.674 |
| 5 | 2:34.632 | +1.627 | 14:45:29.306 |
| 6 | 2:33.867 | +0.862 | 14:48:03.173 |

| Lap | Lap Tm | Diff | Time of Day |
|-------------------------|-----------------|--------|--------------|
| (11) Eddie Goode | | | |
| 1 | -:-- | | 14:35:17.712 |
| 2 | 2:37.924 | +5.678 | 14:37:55.636 |
| 3 | 2:37.367 | +5.121 | 14:40:33.003 |
| 4 | 2:35.572 | +3.326 | 14:43:08.575 |
| 5 | 2:33.999 | +1.753 | 14:45:42.574 |
| 6 | 2:32.246 | - | 14:48:14.820 |

| Lap | Lap Tm | Diff | Time of Day |
|-------------------------|-----------------|--------|--------------|
| (28) Robert Rees | | | |
| 1 | -:-- | | 14:35:23.543 |
| 2 | 2:39.492 | +7.424 | 14:38:03.035 |

| Lap | Lap Tm | Diff | Time of Day |
|-----|-----------------|--------|--------------|
| 3 | 2:37.369 | +5.301 | 14:40:40.404 |
| 4 | 2:34.455 | +2.387 | 14:43:14.859 |
| 5 | 2:32.068 | - | 14:45:46.927 |
| 6 | 2:35.213 | +3.145 | 14:48:22.140 |

| Lap | Lap Tm | Diff | Time of Day |
|-------------------------|-----------------|--------|--------------|
| (68) Dean Aylott | | | |
| 1 | -:-- | | 14:35:27.413 |
| 2 | 2:44.123 | +4.624 | 14:38:11.536 |
| 3 | 2:45.514 | +6.015 | 14:40:57.050 |
| 4 | 2:39.499 | - | 14:43:36.549 |
| 5 | 2:41.680 | +2.181 | 14:46:18.229 |

| Lap | Lap Tm | Diff | Time of Day |
|----------------------------|-----------------|--------|--------------|
| (31) Mark Clipstone | | | |
| 1 | -:-- | | 14:35:28.605 |
| 2 | 2:44.198 | +2.729 | 14:38:12.803 |
| 3 | 2:43.702 | +2.233 | 14:40:56.505 |
| 4 | 2:41.469 | - | 14:43:37.974 |
| 5 | 2:41.765 | +0.296 | 14:46:19.739 |

| Lap | Lap Tm | Diff | Time of Day |
|---------------------------|-----------------|--------|--------------|
| (40) Ciro Affronti | | | |
| 1 | -:-- | | 14:35:29.593 |
| 2 | 2:48.518 | +1.220 | 14:38:18.111 |
| 3 | 2:49.239 | +1.941 | 14:41:07.350 |
| 4 | 2:49.071 | +1.773 | 14:43:56.421 |
| 5 | 2:47.298 | - | 14:46:43.719 |

| Lap | Lap Tm | Diff | Time of Day |
|-------------------------|-----------------|--------|--------------|
| (42) Martin Wing | | | |
| 1 | -:-- | | 14:35:28.251 |
| 2 | 2:44.917 | +2.915 | 14:38:13.168 |
| 3 | 2:43.765 | +1.763 | 14:40:56.933 |
| 4 | 2:42.002 | - | 14:43:38.935 |

| Lap | Lap Tm | Diff | Time of Day |
|------------------------------|-----------------|--------|--------------|
| (67) Richard Conneely | | | |
| 1 | -:-- | | 14:35:10.426 |
| 2 | 2:24.251 | - | 14:37:34.677 |
| 3 | 2:28.089 | +3.838 | 14:40:02.766 |

| Lap | Lap Tm | Diff | Time of Day |
|------------------------|-----------------|------|--------------|
| (25) Mark Hardy | | | |
| 1 | -:-- | | 14:35:24.986 |
| 2 | 2:42.997 | - | 14:38:07.983 |

| Lap | Lap Tm | Diff | Time of Day |
|-----------------------|--------|------|--------------|
| (18) Dan Lewis | | | |
| 1 | -:-- | | 14:35:14.287 |

| Lap | Lap Tm | Diff | Time of Day |
|-------------------------|--------|------|--------------|
| (54) Antony Rudd | | | |
| 1 | -:-- | | 14:35:18.366 |

| Lap | Lap Tm | Diff | Time of Day |
|------------------------|-----------------|--------|--------------|
| (57) Carl Neath | | | |
| 1 | -:-- | | 14:35:20.501 |
| 2 | 2:36.795 | +1.867 | 14:37:57.296 |
| 3 | 2:36.229 | +1.301 | 14:40:33.525 |
| 4 | 2:35.995 | +1.067 | 14:43:09.520 |
| 5 | 2:34.928 | - | 14:45:44.448 |


Scooters

Oulton International 2.692 Miles

Race 8

31/05/2008 14:32

Race (6 Laps)



| Competitors | Laps | | | | | |
|-----------------------|------|----|----|----|----|----|
| | 1 | 2 | 3 | 4 | 5 | 6 |
| Charles Edmonds (1) | 1 | 1 | 1 | 1 | 1 | 1 |
| Stuart Day (38) | 2 | 38 | 38 | 38 | 38 | 38 |
| Guy Topper (39) | 3 | 39 | 39 | 39 | 39 | 39 |
| Jon Uffindell (2) | 4 | 2 | 33 | 33 | 33 | 33 |
| John Howe (33) | 5 | 33 | 2 | 2 | 53 | 53 |
| Phil Bevis (69) | 6 | 69 | 53 | 53 | 69 | 69 |
| James Campen (53) | 7 | 53 | 69 | 2 | 2 | 2 |
| Tom Oliver (20) | 8 | 20 | 47 | 47 | 47 | 22 |
| Will Reber (47) | 9 | 47 | 20 | 22 | 22 | 47 |
| Steven Conneely (22) | 10 | 22 | 67 | 20 | 20 | 20 |
| Richard Conneely (67) | 11 | 67 | 22 | 67 | 52 | 52 |
| John Woods (52) | 12 | 52 | 52 | 52 | 66 | 66 |
| Scott Chapman (66) | 13 | 66 | 66 | 66 | 45 | 45 |
| Chris Taylor (45) | 14 | 45 | 45 | 45 | 27 | 27 |
| Stephen Pollitt (15) | 15 | 15 | 15 | 15 | 15 | 15 |
| Dan Lewis (18) | 16 | 18 | 27 | 27 | 11 | 11 |
| Joe Hardy (27) | 17 | 27 | 11 | 11 | 57 | 28 |
| Eddie Goode (11) | 18 | 11 | 57 | 57 | 28 | 28 |
| Antony Rudd (54) | 19 | 54 | 28 | 28 | 68 | 68 |
| Carl Neath (57) | 20 | 57 | 25 | 31 | 31 | 31 |
| Robert Rees (28) | 21 | 28 | 68 | 42 | 42 | 40 |
| Mark Hardy (25) | 22 | 25 | 31 | 68 | 40 | |
| Dean Aylott (68) | 23 | 68 | 42 | 40 | | |
| Martin Wing (42) | 24 | 42 | 40 | | | |
| Mark Clipstone (31) | 25 | 31 | | | | |
| Ciro Affronti (40) | 26 | 40 | | | | |
| - | 27 | | | | | |
| - | 28 | | | | | |
| - | 29 | | | | | |
| - | 30 | | | | | |

GP 125, GP 250 & SS400

Oulton International 2.692 Miles

Race 9

31/05/2008 14:39

Race (6 Laps)

| Pos | No. | Class | Name | Make | Engine | Laps | Total Tm | Avg. Speed | Diff | Gap | Best Tm | Best Spd | In Lap |
|-----------------------|-----|------------|--------------------|----------|--------|------|-----------|------------|-----------|-----------|----------|----------|--------|
| 125 GP | | | | | | | | | | | | | |
| 1 | 6 | 125 GP | Niall Waddell | Honda | 125 | 6 | 11:32.029 | 84.024 | - | - | 1:53.589 | 85.318 | 3 |
| 2 | 1 | 125 GP | Bryn Owen | Honda | 125 | 6 | 11:46.926 | 82.254 | +14.897 | +14.897 | 1:56.081 | 83.487 | 2 |
| 3 | 44 | 125 GP | Darren Jones | Honda | 125 | 6 | 12:08.975 | 79.766 | +36.946 | +22.049 | 1:59.905 | 80.824 | 3 |
| 4 | 23 | 125 GP | Bradley Kitchen | Honda | 125 | 6 | 12:19.621 | 78.618 | +47.592 | +10.646 | 2:00.413 | 80.483 | 3 |
| 5 | 69 | 125 GP | Jamie Harris | Honda | 125 | 6 | 12:30.403 | 77.488 | +58.374 | +10.782 | 2:02.900 | 78.854 | 2 |
| 6 | 24 | 125 GP | Martin Darren | Honda | 125 | 6 | 13:07.735 | 73.816 | +1:35.706 | +37.332 | 2:09.094 | 75.071 | 6 |
| 7 | 3 | 125 GP | Joshua Jones | Honda | 125 | 5 | 11:32.098 | 70.013 | 1 Lap | 1 Lap | 2:15.814 | 71.356 | 4 |
| DNF | 99 | 125 GP | James Lodge | Honda | 125 | 2 | 4:07.247 | 78.393 | - | - | 1:54.578 | 84.582 | 2 |
| 250 GP | | | | | | | | | | | | | |
| 1 | 22 | 250 GP | Colin Wilcock | Yamaha | 250 | 6 | 11:24.331 | 84.969 | - | - | 1:52.525 | 86.125 | 4 |
| 2 | 63 | 250 GP | Dave Murphy | Yamaha | 250 | 6 | 12:35.665 | 76.948 | +1:11.334 | +1:11.334 | 2:03.757 | 78.308 | 4 |
| DNF | 5 | 250 GP | Scott MacFarlane | Honda | 250 | 5 | 10:03.615 | 80.276 | - | - | 1:57.727 | 82.319 | 4 |
| DNF | 31 | 250 GP | Paul Brandon | Honda | 250 | 3 | 5:47.207 | 83.736 | - | - | 1:52.953 | 85.799 | 3 |
| Supersport 400 | | | | | | | | | | | | | |
| 1 | 14 | Supersport | Tim Kermode | Kawasaki | 400 | 6 | 11:45.599 | 82.408 | - | - | 1:52.693 | 85.996 | 5 |
| 2 | 122 | Supersport | Andrew Whitehead | Kawasaki | 400 | 6 | 11:45.669 | 82.400 | +0.070 | +0.070 | 1:53.443 | 85.428 | 5 |
| 3 | 19 | Supersport | Adam Larkin | Kawasaki | 400 | 6 | 12:09.671 | 79.690 | +24.072 | +24.002 | 1:57.574 | 82.426 | 4 |
| 4 | 70 | Supersport | Andrew Dumbill | Kawasaki | 400 | 6 | 12:28.277 | 77.708 | +42.678 | +18.606 | 1:59.154 | 81.333 | 6 |
| 5 | 16 | Supersport | Christopher Morley | Honda | 400 | 6 | 12:40.563 | 76.453 | +54.964 | +12.286 | 2:01.577 | 79.712 | 3 |
| 6 | 11 | Supersport | David Taylor | Kawasaki | 400 | 6 | 12:42.341 | 76.275 | +56.742 | +1.778 | 2:01.032 | 80.071 | 6 |
| 7 | 17 | Supersport | Nathan Edwards | Honda | 400 | 6 | 12:42.969 | 76.212 | +57.370 | +0.628 | 2:01.175 | 79.977 | 5 |
| 8 | 20 | Supersport | Simon Napier | Honda | 400 | 6 | 13:06.558 | 73.926 | +1:20.959 | +23.589 | 2:04.954 | 77.558 | 6 |
| 9 | 26 | Supersport | Keith Styles | Kawasaki | 400 | 6 | 13:09.032 | 73.694 | +1:23.433 | +2.474 | 2:06.430 | 76.653 | 6 |
| 10 | 170 | Supersport | Richard Dorey | Honda | 400 | 6 | 13:13.162 | 73.311 | +1:27.563 | +4.130 | 2:06.339 | 76.708 | 6 |
| 11 | 15 | Supersport | Richard Rowe | Honda | 400 | 6 | 13:13.631 | 73.267 | +1:28.032 | +0.469 | 2:06.176 | 76.807 | 6 |
| 12 | 12 | Supersport | Kimberley Rose | Honda | 400 | 5 | 13:10.692 | 61.283 | 1 Lap | 1 Lap | 2:33.749 | 63.033 | 5 |

Margin of Victory

Avg. Speed

Best Lap Tm

Best Spd

Best Lap by

+7.698

84.969

1:52.525

86.125

[22] Colin Wilcock

Nantwich & D.M.C & Cheshire M.C.R.R.C

GP 125, GP 250 & SS400

Oulton International 2.692 Miles

Race 9

31/05/2008 14:39

Race (6 Laps)

| Lap | Lap Tm | Diff | Time of Day |
|---------------------------|-----------------|--------|--------------|
| (22) Colin Wilcock | | | |
| 1 | -:-- | | 14:59:36.079 |
| 2 | 1:53.757 | +1.232 | 15:01:29.836 |
| 3 | 1:52.565 | +0.040 | 15:03:22.401 |
| 4 | 1:52.525 | - | 15:05:14.926 |
| 5 | 1:53.236 | +0.711 | 15:07:08.162 |
| 6 | 1:53.068 | +0.543 | 15:09:01.230 |

| | | | |
|--------------------------|-----------------|--------|--------------|
| (6) Niall Waddell | | | |
| 1 | -:-- | | 14:59:38.477 |
| 2 | 1:54.450 | +0.861 | 15:01:32.927 |
| 3 | 1:53.589 | - | 15:03:26.516 |
| 4 | 1:54.321 | +0.732 | 15:05:20.837 |
| 5 | 1:53.904 | +0.315 | 15:07:14.741 |
| 6 | 1:54.187 | +0.598 | 15:09:08.928 |

| | | | |
|-------------------------|-----------------|--------|--------------|
| (14) Tim Kermode | | | |
| 1 | -:-- | | 14:59:54.474 |
| 2 | 1:54.250 | +1.557 | 15:01:48.724 |
| 3 | 1:54.819 | +2.126 | 15:03:43.543 |
| 4 | 1:52.902 | +0.209 | 15:05:36.445 |
| 5 | 1:52.693 | - | 15:07:29.138 |
| 6 | 1:53.360 | +0.667 | 15:09:22.498 |

| | | | |
|-------------------------------|-----------------|--------|--------------|
| (122) Andrew Whitehead | | | |
| 1 | -:-- | | 14:59:54.170 |
| 2 | 1:54.273 | +0.830 | 15:01:48.443 |
| 3 | 1:53.509 | +0.066 | 15:03:41.952 |
| 4 | 1:53.522 | +0.079 | 15:05:35.474 |
| 5 | 1:53.443 | - | 15:07:28.917 |
| 6 | 1:53.651 | +0.208 | 15:09:22.568 |

| | | | |
|----------------------|-----------------|--------|--------------|
| (1) Bryn Owen | | | |
| 1 | -:-- | | 14:59:38.309 |
| 2 | 1:56.081 | - | 15:01:34.390 |
| 3 | 1:56.688 | +0.607 | 15:03:31.078 |
| 4 | 1:57.699 | +1.618 | 15:05:28.777 |
| 5 | 1:57.695 | +1.614 | 15:07:26.472 |
| 6 | 1:57.353 | +1.272 | 15:09:23.825 |

| | | | |
|--------------------------|-----------------|--------|--------------|
| (44) Darren Jones | | | |
| 1 | -:-- | | 14:59:44.068 |
| 2 | 2:00.542 | +0.637 | 15:01:44.610 |
| 3 | 1:59.905 | - | 15:03:44.515 |
| 4 | 2:00.784 | +0.879 | 15:05:45.299 |
| 5 | 2:00.448 | +0.543 | 15:07:45.747 |
| 6 | 2:00.127 | +0.222 | 15:09:45.874 |

| | | | |
|-------------------------|-----------------|--------|--------------|
| (19) Adam Larkin | | | |
| 1 | -:-- | | 14:59:56.778 |
| 2 | 1:57.834 | +0.260 | 15:01:54.612 |
| 3 | 1:57.804 | +0.230 | 15:03:52.416 |
| 4 | 1:57.574 | - | 15:05:49.990 |
| 5 | 1:58.136 | +0.562 | 15:07:48.126 |
| 6 | 1:58.444 | +0.870 | 15:09:46.570 |

| | | | |
|-----------------------------|-----------------|--------|--------------|
| (23) Bradley Kitchen | | | |
| 1 | -:-- | | 14:59:45.022 |
| 2 | 2:00.610 | +0.197 | 15:01:45.632 |
| 3 | 2:00.413 | - | 15:03:46.045 |
| 4 | 2:05.684 | +5.271 | 15:05:51.729 |
| 5 | 2:03.796 | +3.383 | 15:07:55.525 |
| 6 | 2:00.995 | +0.582 | 15:09:56.520 |

| | | | |
|----------------------------|--|--|--|
| (70) Andrew Dumbill | | | |
|----------------------------|--|--|--|

| | | | |
|-----|-----------------|--------|--------------|
| Lap | Lap Tm | Diff | Time of Day |
| 1 | -:-- | | 15:00:02.558 |
| 2 | 2:02.664 | +3.510 | 15:02:05.222 |
| 3 | 2:00.508 | +1.354 | 15:04:05.730 |
| 4 | 2:00.599 | +1.445 | 15:06:06.329 |
| 5 | 1:59.693 | +0.539 | 15:08:06.022 |
| 6 | 1:59.154 | - | 15:10:05.176 |

| | | | |
|--------------------------|-----------------|--------|--------------|
| (69) Jamie Harris | | | |
| 1 | -:-- | | 14:59:46.913 |
| 2 | 2:02.900 | - | 15:01:49.813 |
| 3 | 2:03.179 | +0.279 | 15:03:52.992 |
| 4 | 2:03.826 | +0.926 | 15:05:56.818 |
| 5 | 2:06.572 | +3.672 | 15:08:03.390 |
| 6 | 2:03.912 | +1.012 | 15:10:07.302 |

| | | | |
|-------------------------|-----------------|--------|--------------|
| (63) Dave Murphy | | | |
| 1 | -:-- | | 14:59:49.442 |
| 2 | 2:05.595 | +1.838 | 15:01:55.037 |
| 3 | 2:04.896 | +1.139 | 15:03:59.933 |
| 4 | 2:03.757 | - | 15:06:03.690 |
| 5 | 2:03.977 | +0.220 | 15:08:07.667 |
| 6 | 2:04.897 | +1.140 | 15:10:12.564 |

| | | | |
|--------------------------------|-----------------|--------|--------------|
| (16) Christopher Morley | | | |
| 1 | -:-- | | 15:00:03.009 |
| 2 | 2:02.978 | +1.401 | 15:02:05.987 |
| 3 | 2:01.577 | - | 15:04:07.564 |
| 4 | 2:01.884 | +0.307 | 15:06:09.448 |
| 5 | 2:04.180 | +2.603 | 15:08:13.628 |
| 6 | 2:03.834 | +2.257 | 15:10:17.462 |

| | | | |
|--------------------------|-----------------|--------|--------------|
| (11) David Taylor | | | |
| 1 | -:-- | | 15:00:04.389 |
| 2 | 2:02.734 | +1.702 | 15:02:07.123 |
| 3 | 2:02.237 | +1.205 | 15:04:09.360 |
| 4 | 2:03.948 | +2.916 | 15:06:13.308 |
| 5 | 2:04.900 | +3.868 | 15:08:18.208 |
| 6 | 2:01.032 | - | 15:10:19.240 |

| | | | |
|----------------------------|-----------------|--------|--------------|
| (17) Nathan Edwards | | | |
| 1 | -:-- | | 15:00:07.254 |
| 2 | 2:05.244 | +4.069 | 15:02:12.498 |
| 3 | 2:02.647 | +1.472 | 15:04:15.145 |
| 4 | 2:01.987 | +0.812 | 15:06:17.132 |
| 5 | 2:01.175 | - | 15:08:18.307 |
| 6 | 2:01.561 | +0.386 | 15:10:19.868 |

| | | | |
|--------------------------|-----------------|--------|--------------|
| (20) Simon Napier | | | |
| 1 | -:-- | | 15:00:06.876 |
| 2 | 2:07.828 | +2.874 | 15:02:14.704 |
| 3 | 2:09.256 | +4.302 | 15:04:23.960 |
| 4 | 2:07.349 | +2.395 | 15:06:31.309 |
| 5 | 2:07.194 | +2.240 | 15:08:38.503 |
| 6 | 2:04.954 | - | 15:10:43.457 |

| | | | |
|---------------------------|-----------------|--------|--------------|
| (24) Martin Darren | | | |
| 1 | -:-- | | 14:59:53.184 |
| 2 | 2:11.798 | +2.704 | 15:02:04.982 |
| 3 | 2:11.502 | +2.408 | 15:04:16.484 |
| 4 | 2:09.357 | +0.263 | 15:06:25.841 |
| 5 | 2:09.699 | +0.605 | 15:08:35.540 |
| 6 | 2:09.094 | - | 15:10:44.634 |

| | | | |
|--------------------------|-----------------|--------|--------------|
| (26) Keith Styles | | | |
| 1 | -:-- | | 15:00:05.546 |
| 2 | 2:09.112 | +2.682 | 15:02:14.658 |

| | | | |
|-----|-----------------|--------|--------------|
| Lap | Lap Tm | Diff | Time of Day |
| 3 | 2:09.277 | +2.847 | 15:04:23.935 |
| 4 | 2:07.814 | +1.384 | 15:06:31.749 |
| 5 | 2:07.752 | +1.322 | 15:08:39.501 |
| 6 | 2:06.430 | - | 15:10:45.931 |

| | | | |
|----------------------------|-----------------|--------|--------------|
| (170) Richard Dorey | | | |
| 1 | -:-- | | 15:00:10.892 |
| 2 | 2:09.587 | +3.248 | 15:02:20.479 |
| 3 | 2:09.534 | +3.195 | 15:04:30.013 |
| 4 | 2:06.831 | +0.492 | 15:06:36.844 |
| 5 | 2:06.878 | +0.539 | 15:08:43.722 |
| 6 | 2:06.339 | - | 15:10:50.061 |

| | | | |
|--------------------------|-----------------|--------|--------------|
| (15) Richard Rowe | | | |
| 1 | -:-- | | 15:00:10.471 |
| 2 | 2:09.616 | +3.440 | 15:02:20.087 |
| 3 | 2:09.680 | +3.504 | 15:04:29.767 |
| 4 | 2:08.155 | +1.979 | 15:06:37.922 |
| 5 | 2:06.432 | +0.256 | 15:08:44.354 |
| 6 | 2:06.176 | - | 15:10:50.530 |

| | | | |
|-------------------------|-----------------|--------|--------------|
| (3) Joshua Jones | | | |
| 1 | -:-- | | 15:00:01.314 |
| 2 | 2:18.370 | +2.556 | 15:02:19.684 |
| 3 | 2:17.001 | +1.187 | 15:04:36.685 |
| 4 | 2:15.814 | - | 15:06:52.499 |
| 5 | 2:16.498 | +0.684 | 15:09:08.997 |

| | | | |
|----------------------------|-----------------|--------|--------------|
| (12) Kimberley Rose | | | |
| 1 | -:-- | | 15:00:30.465 |
| 2 | 2:34.406 | +0.657 | 15:03:04.871 |
| 3 | 2:35.015 | +1.266 | 15:05:39.886 |
| 4 | 2:33.956 | +0.207 | 15:08:13.842 |
| 5 | 2:33.749 | - | 15:10:47.591 |

| | | | |
|-----------------------------|-----------------|--------|--------------|
| (5) Scott MacFarlane | | | |
| 1 | -:-- | | 14:59:42.464 |
| 2 | 1:59.476 | +1.749 | 15:01:41.940 |
| 3 | 1:59.589 | +1.862 | 15:03:41.529 |
| 4 | 1:57.727 | - | 15:05:39.256 |
| 5 | 2:01.258 | +3.531 | 15:07:40.514 |

| | | | |
|--------------------------|-----------------|--------|--------------|
| (31) Paul Brandon | | | |
| 1 | -:-- | | 14:59:37.366 |
| 2 | 1:53.787 | +0.834 | 15:01:31.153 |
| 3 | 1:52.953 | - | 15:03:24.106 |

| | | | |
|-------------------------|-----------------|---|--------------|
| (99) James Lodge | | | |
| 1 | -:-- | | 14:59:49.568 |
| 2 | 1:54.578 | - | 15:01:44.146 |


GP 125, GP 250 & SS400

Oulton International 2.692 Miles

Race 9

31/05/2008 14:39

Race (6 Laps)



| Competitors | Laps | | | | | |
|-------------------------|------|-----|-----|-----|-----|-----|
| | 1 | 2 | 3 | 4 | 5 | 6 |
| Colin Wilcock (22) | 1 | 22 | 22 | 22 | 22 | 22 |
| Paul Brandon (31) | 2 | 31 | 31 | 6 | 6 | 6 |
| Bryn Owen (1) | 3 | 1 | 6 | 6 | 1 | 14 |
| Niall Waddell (6) | 4 | 6 | 1 | 1 | 122 | 122 |
| Scott MacFarlane (5) | 5 | 5 | 5 | 14 | 14 | 1 |
| Darren Jones (44) | 6 | 44 | 99 | 122 | 5 | 5 |
| Bradley Kitchen (23) | 7 | 23 | 44 | 14 | 44 | 19 |
| Jamie Harris (69) | 8 | 69 | 23 | 44 | 19 | 19 |
| Dave Murphy (63) | 9 | 63 | 122 | 23 | 23 | 70 |
| James Lodge (99) | 10 | 99 | 14 | 19 | 69 | 69 |
| Martin Darren (24) | 11 | 24 | 69 | 69 | 63 | 70 |
| Andrew Whitehead (122) | 12 | 122 | 19 | 63 | 70 | 63 |
| Tim Kermod (14) | 13 | 14 | 63 | 70 | 16 | 16 |
| Adam Larkin (19) | 14 | 19 | 24 | 16 | 11 | 11 |
| Joshua Jones (3) | 15 | 3 | 70 | 11 | 17 | 17 |
| Andrew Dumbill (70) | 16 | 70 | 16 | 17 | 24 | 24 |
| Christopher Morley (16) | 17 | 16 | 11 | 24 | 20 | 26 |
| David Taylor (11) | 18 | 11 | 17 | 26 | 26 | 170 |
| Keith Styles (26) | 19 | 26 | 26 | 20 | 170 | 15 |
| Simon Napier (20) | 20 | 20 | 20 | 15 | 15 | 15 |
| Nathan Edwards (17) | 21 | 17 | 3 | 170 | 3 | 3 |
| Richard Rowe (15) | 22 | 15 | 15 | 3 | 12 | 12 |
| Richard Dorey (170) | 23 | 170 | 170 | 12 | | |
| Kimberley Rose (12) | 24 | 12 | 12 | | | |

Powerbike

Oulton International 2.692 Miles

Race 10

31/05/2008 15:16

Race (6 Laps)

| Pos | No. | Class | Name | Make | Engine | Laps | Total Tm | Avg. Speed | Diff | Gap | Best Tm | Best Spd | In Lap |
|-----|-----|-----------|---------------------|----------|--------|------|-----------|------------|-----------|---------|----------|----------|--------|
| 1 | 15 | Powerbike | Christian Elkin | Kawasaki | 1000 | 6 | 10:34.196 | 91.686 | - | - | 1:44.828 | 92.449 | 6 |
| 2 | 21 | Powerbike | Peter Newell | Suzuki | 1000 | 6 | 10:34.333 | 91.667 | +0.137 | +0.137 | 1:44.434 | 92.797 | 6 |
| 3 | 12 | Powerbike | Tony Rainford | Yamaha | 1000 | 6 | 10:44.049 | 90.284 | +9.853 | +9.716 | 1:45.590 | 91.781 | 3 |
| 4 | 10 | Powerbike | Jonathan Lodge | Yamaha | 600 | 6 | 10:45.087 | 90.139 | +10.891 | +1.038 | 1:45.981 | 91.443 | 6 |
| 5 | 70 | Powerbike | Steven Titterington | Yamaha | 1000 | 6 | 10:46.452 | 89.948 | +12.256 | +1.365 | 1:46.208 | 91.247 | 6 |
| 6 | 65 | Powerbike | Angelo DeRosa | Yamaha | 1000 | 6 | 10:47.079 | 89.861 | +12.883 | +0.627 | 1:46.255 | 91.207 | 5 |
| 7 | 5 | Powerbike | Adrian Williams | Suzuki | 1000 | 6 | 10:48.513 | 89.662 | +14.317 | +1.434 | 1:46.638 | 90.879 | 5 |
| 8 | 115 | Powerbike | Andy Gibson | Yamaha | 1000 | 6 | 10:55.039 | 88.769 | +20.843 | +6.526 | 1:48.040 | 89.700 | 2 |
| 9 | 123 | Powerbike | Jason Pyper | Suzuki | 1000 | 6 | 11:00.872 | 87.986 | +26.676 | +5.833 | 1:48.430 | 89.377 | 5 |
| 10 | 22 | Powerbike | Scott Rourke | Suzuki | 1000 | 6 | 11:01.656 | 87.881 | +27.460 | +0.784 | 1:48.425 | 89.382 | 6 |
| 11 | 19 | Powerbike | Stephen Easton | Suzuki | 1000 | 6 | 11:01.783 | 87.864 | +27.587 | +0.127 | 1:48.477 | 89.339 | 2 |
| 12 | 114 | Powerbike | Josh Caygill | Yamaha | 600 | 6 | 11:02.354 | 87.789 | +28.158 | +0.571 | 1:48.652 | 89.195 | 5 |
| 13 | 144 | Powerbike | Jonathan Lock | Suzuki | 1000 | 6 | 11:11.949 | 86.535 | +37.753 | +9.595 | 1:48.635 | 89.209 | 3 |
| 14 | 9 | Powerbike | Mick Hancock | Suzuki | 1000 | 6 | 11:16.809 | 85.914 | +42.613 | +4.860 | 1:51.248 | 87.113 | 5 |
| 15 | 42 | Powerbike | Philip Ashworth | Yamaha | 1000 | 6 | 11:17.269 | 85.855 | +43.073 | +0.460 | 1:51.414 | 86.984 | 2 |
| 16 | 3 | Powerbike | Peter Gunson | Honda | 1000 | 6 | 11:20.890 | 85.399 | +46.694 | +3.621 | 1:51.465 | 86.944 | 6 |
| 17 | 42 | Powerbike | Steven Hill | Kawasaki | 1000 | 6 | 11:21.939 | 85.267 | +47.743 | +1.049 | 1:51.587 | 86.849 | 5 |
| 18 | 33 | Powerbike | Chris Gibson | Yamaha | 1000 | 6 | 11:22.067 | 85.251 | +47.871 | +0.128 | 1:51.940 | 86.575 | 6 |
| 19 | 11 | Powerbike | Wayne Griffiths | Honda | 600 | 6 | 11:29.114 | 84.380 | +54.918 | +7.047 | 1:52.496 | 86.147 | 6 |
| 20 | 50 | Powerbike | Malcolm McKinney | Kawasaki | 1000 | 6 | 11:30.980 | 84.152 | +56.784 | +1.866 | 1:53.610 | 85.302 | 3 |
| 21 | 54 | Powerbike | William Davison | Honda | 600 | 6 | 11:34.175 | 83.764 | +59.979 | +3.195 | 1:53.240 | 85.581 | 2 |
| 22 | 59 | Powerbike | Richard Ashworth | Yamaha | 1000 | 6 | 11:36.662 | 83.465 | +1:02.466 | +2.487 | 1:53.268 | 85.560 | 2 |
| 23 | 16 | Powerbike | Stephen Turner | Suzuki | 1000 | 6 | 11:48.556 | 82.064 | +1:14.360 | +11.894 | 1:55.484 | 83.918 | 4 |
| 24 | 8 | Powerbike | Andrew Cliffe | Suzuki | 1000 | 6 | 11:54.555 | 81.375 | +1:20.359 | +5.999 | 1:55.839 | 83.661 | 6 |
| 25 | 29 | Powerbike | Sam Bonney | Honda | 600 | 6 | 11:55.105 | 81.313 | +1:20.909 | +0.550 | 1:56.790 | 82.980 | 4 |
| 26 | 17 | Powerbike | Andrew Clark | Suzuki | 1000 | 6 | 11:57.335 | 81.060 | +1:23.139 | +2.230 | 1:54.294 | 84.792 | 6 |
| 27 | 40 | Powerbike | Daz Cooper | Yamaha | 1000 | 6 | 12:06.210 | 80.069 | +1:32.014 | +8.875 | 1:58.477 | 81.798 | 6 |
| 28 | 20 | Powerbike | Michael Dearden | Suzuki | 1000 | 6 | 12:07.021 | 79.980 | +1:32.825 | +0.811 | 1:57.302 | 82.618 | 6 |
| 29 | 151 | Powerbike | Gary Whaites | Suzuki | 1000 | 6 | 12:13.761 | 79.245 | +1:39.565 | +6.740 | 1:57.491 | 82.485 | 4 |
| 30 | 176 | Powerbike | Stephen McConnell | Yamaha | 600 | 6 | 12:21.322 | 78.437 | +1:47.126 | +7.561 | 2:00.483 | 80.436 | 3 |

Not classified (75% = 5 Laps)

| | | | | | | | | | | | | | |
|-----|---|-----------|------------|--------|------|---|----------|--------|---|---|----------|--------|---|
| DNF | 6 | Powerbike | Mathew Cox | Suzuki | 1000 | 5 | 9:11.772 | 87.819 | - | - | 1:48.579 | 89.255 | 2 |
|-----|---|-----------|------------|--------|------|---|----------|--------|---|---|----------|--------|---|

Announcements

144 - 10 second penalty - jump start

| Margin of Victory | Avg. Speed | Best Lap Tm | Best Spd | Best Lap by |
|-------------------|------------|-------------|----------|-------------------|
| +0.137 | 91.686 | 1:44.434 | 92.797 | [21] Peter Newell |

Printed: 31/05/2008 15:29:27

Licensed to: Saturn Timing Ltd

Chief of Timing & Scoring

Orbits 3

Race Director

www.amb-it.com

www.mylaps.com

Nantwich & D.M.C & Cheshire M.C.R.R.C

Powerbike

Oulton International 2.692 Miles

Race 10

31/05/2008 15:16

Race (6 Laps)



| Lap | Lap Tm | Diff | Time of Day |
|-----------------------------|-----------------|--------|--------------|
| (15) Christian Elkin | | | |
| 1 | -:-- | | 15:18:29.277 |
| 2 | 1:45.330 | +0.502 | 15:20:14.607 |
| 3 | 1:44.997 | +0.169 | 15:21:59.604 |
| 4 | 1:44.974 | +0.146 | 15:23:44.578 |
| 5 | 1:45.038 | +0.210 | 15:25:29.616 |
| 6 | 1:44.828 | - | 15:27:14.444 |

| Lap | Lap Tm | Diff | Time of Day |
|--------------------------|-----------------|--------|--------------|
| (21) Peter Newell | | | |
| 1 | -:-- | | 15:18:29.882 |
| 2 | 1:45.080 | +0.646 | 15:20:14.962 |
| 3 | 1:45.358 | +0.924 | 15:22:00.320 |
| 4 | 1:44.801 | +0.367 | 15:23:45.121 |
| 5 | 1:45.026 | +0.592 | 15:25:30.147 |
| 6 | 1:44.434 | - | 15:27:14.581 |

| Lap | Lap Tm | Diff | Time of Day |
|---------------------------|-----------------|--------|--------------|
| (12) Tony Rainford | | | |
| 1 | -:-- | | 15:18:30.908 |
| 2 | 1:45.779 | +0.189 | 15:20:16.687 |
| 3 | 1:45.590 | - | 15:22:02.277 |
| 4 | 1:46.386 | +0.796 | 15:23:48.663 |
| 5 | 1:47.592 | +2.002 | 15:25:36.255 |
| 6 | 1:48.042 | +2.452 | 15:27:24.297 |

| Lap | Lap Tm | Diff | Time of Day |
|----------------------------|-----------------|--------|--------------|
| (10) Jonathan Lodge | | | |
| 1 | -:-- | | 15:18:32.712 |
| 2 | 1:47.083 | +1.102 | 15:20:19.795 |
| 3 | 1:46.936 | +0.955 | 15:22:06.731 |
| 4 | 1:46.237 | +0.256 | 15:23:52.968 |
| 5 | 1:46.386 | +0.405 | 15:25:39.354 |
| 6 | 1:45.981 | - | 15:27:25.335 |

| Lap | Lap Tm | Diff | Time of Day |
|---------------------------------|-----------------|--------|--------------|
| (70) Steven Titterington | | | |
| 1 | -:-- | | 15:18:32.408 |
| 2 | 1:47.531 | +1.323 | 15:20:19.939 |
| 3 | 1:46.911 | +0.703 | 15:22:06.850 |
| 4 | 1:47.403 | +1.195 | 15:23:54.253 |
| 5 | 1:46.239 | +0.031 | 15:25:40.492 |
| 6 | 1:46.208 | - | 15:27:26.700 |

| Lap | Lap Tm | Diff | Time of Day |
|---------------------------|-----------------|--------|--------------|
| (65) Angelo DeRosa | | | |
| 1 | -:-- | | 15:18:32.237 |
| 2 | 1:47.149 | +0.894 | 15:20:19.386 |
| 3 | 1:47.293 | +1.038 | 15:22:06.679 |
| 4 | 1:47.527 | +1.272 | 15:23:54.206 |
| 5 | 1:46.255 | - | 15:25:40.461 |
| 6 | 1:46.866 | +0.611 | 15:27:27.327 |

| Lap | Lap Tm | Diff | Time of Day |
|----------------------------|-----------------|--------|--------------|
| (5) Adrian Williams | | | |
| 1 | -:-- | | 15:18:32.883 |
| 2 | 1:47.643 | +1.005 | 15:20:20.526 |
| 3 | 1:46.854 | +0.216 | 15:22:07.380 |
| 4 | 1:47.450 | +0.812 | 15:23:54.830 |
| 5 | 1:46.638 | - | 15:25:41.468 |
| 6 | 1:47.293 | +0.655 | 15:27:28.761 |

| Lap | Lap Tm | Diff | Time of Day |
|--------------------------|-----------------|--------|--------------|
| (115) Andy Gibson | | | |
| 1 | -:-- | | 15:18:33.989 |
| 2 | 1:48.040 | - | 15:20:22.029 |
| 3 | 1:48.170 | +0.130 | 15:22:10.199 |
| 4 | 1:48.248 | +0.208 | 15:23:58.447 |
| 5 | 1:48.232 | +0.192 | 15:25:46.679 |
| 6 | 1:48.608 | +0.568 | 15:27:35.287 |

| Lap | Lap Tm | Diff | Time of Day |
|--------------------------|--------|------|-------------|
| (123) Jason Pyper | | | |

| Lap | Lap Tm | Diff | Time of Day |
|-----|-----------------|--------|--------------|
| 1 | -:-- | | 15:18:35.317 |
| 2 | 1:49.723 | +1.293 | 15:20:25.040 |
| 3 | 1:49.359 | +0.929 | 15:22:14.399 |
| 4 | 1:49.023 | +0.593 | 15:24:03.422 |
| 5 | 1:48.430 | - | 15:25:51.852 |
| 6 | 1:49.268 | +0.838 | 15:27:41.120 |

| Lap | Lap Tm | Diff | Time of Day |
|--------------------------|-----------------|--------|--------------|
| (22) Scott Rourke | | | |
| 1 | -:-- | | 15:18:37.655 |
| 2 | 1:48.793 | +0.368 | 15:20:26.448 |
| 3 | 1:49.099 | +0.674 | 15:22:15.547 |
| 4 | 1:49.408 | +0.983 | 15:24:04.955 |
| 5 | 1:48.524 | +0.099 | 15:25:53.479 |
| 6 | 1:48.425 | - | 15:27:41.904 |

| Lap | Lap Tm | Diff | Time of Day |
|----------------------------|-----------------|--------|--------------|
| (19) Stephen Easton | | | |
| 1 | -:-- | | 15:18:35.748 |
| 2 | 1:48.477 | - | 15:20:24.225 |
| 3 | 1:49.667 | +1.190 | 15:22:13.892 |
| 4 | 1:50.225 | +1.748 | 15:24:04.117 |
| 5 | 1:48.691 | +0.214 | 15:25:52.808 |
| 6 | 1:49.223 | +0.746 | 15:27:42.031 |

| Lap | Lap Tm | Diff | Time of Day |
|---------------------------|-----------------|--------|--------------|
| (114) Josh Caygill | | | |
| 1 | -:-- | | 15:18:36.382 |
| 2 | 1:49.717 | +1.065 | 15:20:26.099 |
| 3 | 1:48.930 | +0.278 | 15:22:15.029 |
| 4 | 1:50.161 | +1.509 | 15:24:05.190 |
| 5 | 1:48.652 | - | 15:25:53.842 |
| 6 | 1:48.760 | +0.108 | 15:27:42.602 |

| Lap | Lap Tm | Diff | Time of Day |
|----------------------------|-----------------|--------|--------------|
| (144) Jonathan Lock | | | |
| 1 | -:-- | | 15:18:37.191 |
| 2 | 1:48.715 | +0.080 | 15:20:25.906 |
| 3 | 1:48.635 | - | 15:22:14.541 |
| 4 | 1:49.411 | +0.776 | 15:24:03.952 |
| 5 | 1:48.721 | +0.086 | 15:25:52.673 |
| 6 | 1:49.524 | +0.889 | 15:27:42.197 |

| Lap | Lap Tm | Diff | Time of Day |
|-------------------------|-----------------|--------|--------------|
| (9) Mick Hancock | | | |
| 1 | -:-- | | 15:18:38.337 |
| 2 | 1:51.331 | +0.083 | 15:20:29.668 |
| 3 | 1:52.365 | +1.117 | 15:22:22.033 |
| 4 | 1:51.525 | +0.277 | 15:24:13.558 |
| 5 | 1:51.248 | - | 15:26:04.806 |
| 6 | 1:52.251 | +1.003 | 15:27:57.057 |

| Lap | Lap Tm | Diff | Time of Day |
|-----------------------------|-----------------|--------|--------------|
| (42) Philip Ashworth | | | |
| 1 | -:-- | | 15:18:38.849 |
| 2 | 1:51.414 | - | 15:20:30.263 |
| 3 | 1:52.193 | +0.779 | 15:22:22.456 |
| 4 | 1:51.773 | +0.359 | 15:24:14.229 |
| 5 | 1:51.497 | +0.083 | 15:26:05.726 |
| 6 | 1:51.791 | +0.377 | 15:27:57.517 |

| Lap | Lap Tm | Diff | Time of Day |
|-------------------------|-----------------|--------|--------------|
| (3) Peter Gunson | | | |
| 1 | -:-- | | 15:18:40.368 |
| 2 | 1:53.101 | +1.636 | 15:20:33.469 |
| 3 | 1:52.215 | +0.750 | 15:22:25.684 |
| 4 | 1:52.003 | +0.538 | 15:24:17.687 |
| 5 | 1:51.986 | +0.521 | 15:26:09.673 |
| 6 | 1:51.465 | - | 15:28:01.138 |

| Lap | Lap Tm | Diff | Time of Day |
|-------------------------|-----------------|--------|--------------|
| (42) Steven Hill | | | |
| 1 | -:-- | | 15:18:41.728 |
| 2 | 1:52.448 | +0.861 | 15:20:34.176 |

| Lap | Lap Tm | Diff | Time of Day |
|-----|-----------------|--------|--------------|
| 3 | 1:52.447 | +0.860 | 15:22:26.623 |
| 4 | 1:51.829 | +0.242 | 15:24:18.452 |
| 5 | 1:51.587 | - | 15:26:10.039 |
| 6 | 1:52.148 | +0.561 | 15:28:02.187 |

| Lap | Lap Tm | Diff | Time of Day |
|--------------------------|-----------------|--------|--------------|
| (33) Chris Gibson | | | |
| 1 | -:-- | | 15:18:40.660 |
| 2 | 1:53.031 | +1.091 | 15:20:33.691 |
| 3 | 1:52.471 | +0.531 | 15:22:26.162 |
| 4 | 1:51.952 | +0.012 | 15:24:18.114 |
| 5 | 1:52.261 | +0.321 | 15:26:10.375 |
| 6 | 1:51.940 | - | 15:28:02.315 |

| Lap | Lap Tm | Diff | Time of Day |
|-----------------------------|-----------------|--------|--------------|
| (11) Wayne Griffiths | | | |
| 1 | -:-- | | 15:18:43.064 |
| 2 | 1:54.371 | +1.875 | 15:20:37.435 |
| 3 | 1:53.254 | +0.758 | 15:22:30.689 |
| 4 | 1:52.782 | +0.286 | 15:24:23.471 |
| 5 | 1:53.395 | +0.899 | 15:26:16.866 |
| 6 | 1:52.496 | - | 15:28:09.362 |

| Lap | Lap Tm | Diff | Time of Day |
|------------------------------|-----------------|--------|--------------|
| (50) Malcolm McKinney | | | |
| 1 | -:-- | | 15:18:39.995 |
| 2 | 1:54.030 | +0.420 | 15:20:34.025 |
| 3 | 1:53.610 | - | 15:22:27.635 |
| 4 | 1:54.237 | +0.627 | 15:24:21.872 |
| 5 | 1:54.631 | +1.021 | 15:26:16.503 |
| 6 | 1:54.725 | +1.115 | 15:28:11.228 |

| Lap | Lap Tm | Diff | Time of Day |
|-----------------------------|-----------------|--------|--------------|
| (54) William Davison | | | |
| 1 | -:-- | | 15:18:41.381 |
| 2 | 1:53.240 | - | 15:20:34.621 |
| 3 | 1:53.330 | +0.090 | 15:22:27.951 |
| 4 | 1:58.736 | +5.496 | 15:24:26.687 |
| 5 | 1:54.123 | +0.883 | 15:26:20.810 |
| 6 | 1:53.613 | +0.373 | 15:28:14.423 |

| Lap | Lap Tm | Diff | Time of Day |
|------------------------------|-----------------|--------|--------------|
| (59) Richard Ashworth | | | |
| 1 | -:-- | | 15:18:45.235 |
| 2 | 1:53.268 | - | 15:20:38.503 |
| 3 | 1:53.365 | +0.097 | 15:22:31.868 |
| 4 | 1:54.576 | +1.308 | 15:24:26.444 |
| 5 | 1:54.704 | +1.436 | 15:26:21.148 |
| 6 | 1:55.762 | +2.494 | 15:28:16.910 |

| Lap | Lap Tm | Diff | Time of Day |
|----------------------------|-----------------|--------|--------------|
| (16) Stephen Turner | | | |
| 1 | -:-- | | 15:18:45.802 |
| 2 | 1:57.791 | +2.307 | 15:20:43.593 |
| 3 | 1:56.766 | +1.282 | 15:22:40.359 |
| 4 | 1:55.484 | - | 15:24:35.843 |
| 5 | 1:56.412 | +0.928 | 15:26:32.255 |
| 6 | 1:56.549 | +1.065 | 15:28:28.804 |

| Lap | Lap Tm | Diff | Time of Day |
|--------------------------|-----------------|--------|--------------|
| (8) Andrew Cliffe | | | |
| 1 | -:-- | | 15:18:48.125 |
| 2 | 1:58.706 | +2.867 | 15:20:46.831 |
| 3 | 1:57.131 | +1.292 | 15:22:43.962 |
| 4 | 1:57.840 | +2.001 | 15:24:41.802 |
| 5 | 1:57.162 | +1.323 | 15:26:38.964 |
| 6 | 1:55.839 | - | 15:28:34.803 |

| Lap | Lap Tm | Diff | Time of Day |
|------------------------|-----------------|--------|--------------|
| (29) Sam Bonney | | | |
| 1 | -:-- | | 15:18:45.012 |
| 2 | 1:58.224 | +1.434 | 15:20:43.236 |
| 3 | 1:57.982 | +1.192 | 15:22:41.218 |
| 4 | 1:56.790 | - | 15:24:38.008 |

Powerbike

Oulton International 2.692 Miles

Race 2

31/05/2008 11:35

Race (6 Laps)

| Competitors | Laps | | | | | |
|--------------------------|------|-----|-----|-----|-----|-----|
| | 1 | 2 | 3 | 4 | 5 | 6 |
| Christian Elkin (15) | 1 | 15 | 15 | 15 | 15 | 12 |
| Tony Rainford (12) | 2 | 12 | 12 | 12 | 12 | 15 |
| Peter Newell (21) | 3 | 21 | 21 | 21 | 21 | 21 |
| Steven Titterington (70) | 4 | 70 | 70 | 70 | 70 | 65 |
| David Bath (101) | 5 | 101 | 5 | 5 | 65 | 5 |
| Adrian Williams (5) | 6 | 5 | 10 | 65 | 5 | 65 |
| Andy Gibson (115) | 7 | 115 | 65 | 10 | 10 | 10 |
| Jonathan Lodge (10) | 8 | 10 | 115 | 115 | 115 | 115 |
| Angelo DeRosa (65) | 9 | 65 | 101 | 101 | 101 | 101 |
| Jason Pyper (123) | 10 | 123 | 123 | 123 | 123 | 123 |
| Mathew Cox (6) | 11 | 6 | 6 | 6 | 6 | 6 |
| Scott Rourke (22) | 12 | 22 | 22 | 22 | 42 | 144 |
| Stephen Easton (19) | 13 | 19 | 19 | 42 | 144 | 22 |
| Steven Hill (42) | 14 | 42 | 144 | 19 | 22 | 19 |
| Jonathan Lock (144) | 15 | 144 | 42 | 144 | 19 | 23 |
| John Colling (140) | 16 | 140 | 140 | 140 | 23 | 114 |
| Josh Caygill (114) | 17 | 114 | 114 | 114 | 140 | 140 |
| Mark Woods (23) | 18 | 23 | 23 | 23 | 114 | 9 |
| Wayne Griffiths (11) | 19 | 11 | 9 | 9 | 9 | 59 |
| Mick Hancock (9) | 20 | 9 | 59 | 59 | 59 | 42 |
| Philip Ashworth (42) | 21 | 42 | 42 | 42 | 42 | 3 |
| Stephen Turner (16) | 22 | 16 | 11 | 11 | 3 | 11 |
| Richard Ashworth (59) | 23 | 59 | 3 | 3 | 11 | 50 |
| Peter Gunson (3) | 24 | 3 | 16 | 1 | 50 | 33 |
| Malcolm McKinney (50) | 25 | 50 | 50 | 16 | 33 | 54 |
| William Davison (54) | 26 | 54 | 33 | 50 | 54 | 16 |
| Chris Gibson (33) | 27 | 33 | 1 | 33 | 16 | 8 |
| Sam Bonney (29) | 28 | 29 | 54 | 54 | 8 | 29 |
| Andrew Cliffe (8) | 29 | 8 | 8 | 8 | 29 | 25 |
| John Robb (1) | 30 | 1 | 29 | 29 | 25 | 151 |
| Daz Cooper (40) | 31 | 40 | 40 | 151 | 151 | 17 |
| Stephen McConnell (176) | 32 | 176 | 25 | 40 | 17 | 176 |
| Dominic Fenton (25) | 33 | 25 | 151 | 25 | 40 | 40 |
| Gary Whaites (151) | 34 | 151 | 17 | 17 | 176 | 20 |
| Andrew Clark (17) | 35 | 17 | 176 | 176 | 20 | |
| Michael Dearden (20) | 36 | 20 | 20 | 20 | | |

Twins, SF600 & Early Stocks

Oulton International 2.692 Miles

Race 12

31/05/2008 16:01

Race (6 Laps)

| Pos | No. | Class | Name | Make | Engine | Laps | Total Tm | Avg. Speed | Diff | Gap | Best Tm | Best Spd | In Lap |
|--------------------|-----|-------------|---------------------|-----------|--------|------|-----------|------------|-----------|-----------|----------|----------|--------|
| Earlystocks | | | | | | | | | | | | | |
| 1 | 223 | Earlystock: | Steve Long | Kawasaki | 750 | 6 | 12:32.382 | 77.284 | - | - | 2:02.023 | 79.421 | 6 |
| 2 | 290 | Earlystock: | Nigel Griffiths | Suzuki | 1170 | 6 | 12:33.962 | 77.122 | +1.580 | +1.580 | 2:02.256 | 79.270 | 5 |
| 3 | 275 | Earlystock: | Neil Myatt | Kawasaki | 750 | 6 | 12:53.057 | 75.217 | +20.675 | +19.095 | 2:05.806 | 77.033 | 2 |
| 4 | 216 | Earlystock: | Alec Gilfillan | Suzuki | 1100 | 6 | 12:56.653 | 74.869 | +24.271 | +3.596 | 2:07.653 | 75.918 | 2 |
| 5 | 203 | Earlystock: | Dick Bradburn | Suzuki | 1170 | 5 | 11:25.884 | 70.648 | 1 Lap | 1 Lap | 2:14.375 | 72.121 | 5 |
| 6 | 396 | Earlystock: | John Wardle | Yamaha LC | 250 | 5 | 11:28.776 | 70.351 | +2.892 | +2.892 | 2:15.885 | 71.319 | 5 |
| 7 | 219 | Earlystock: | Robert Paget | Yamaha | 600 | 5 | 11:28.948 | 70.333 | +3.064 | +0.172 | 2:15.733 | 71.399 | 5 |
| 8 | 316 | Earlystock: | Mark Emuss | Yamaha LC | 250 | 5 | 11:29.563 | 70.271 | +3.679 | +0.615 | 2:15.701 | 71.416 | 3 |
| 9 | 229 | Earlystock: | Peter Stringer | Kawasaki | 750 | 5 | 11:54.624 | 67.806 | +28.740 | +25.061 | 2:19.741 | 69.351 | 5 |
| 10 | 234 | Earlystock: | Cassandra Beardmore | Yamaha | 400 | 5 | 11:58.186 | 67.470 | +32.302 | +3.562 | 2:21.423 | 68.526 | 2 |
| 11 | 265 | Earlystock: | Giles Hepworth | Yamaha | 250 | 5 | 13:08.426 | 61.459 | +1:42.542 | +1:10.240 | 2:20.307 | 69.071 | 5 |
| 12 | 287 | Earlystock: | Simon Holland | Suzuki | 750 | 1 | 2:34.417 | 62.760 | 5 Laps | 4 Laps | ---- | - | 1 |
| 13 | 291 | Earlystock: | Andy Bailey | Suzuki | 1100 | 0 | ---- | - | - | - | ---- | - | 0 |
| 14 | 235 | Earlystock: | Adrian Sanders | Yamaha | 200 | 0 | ---- | - | - | - | ---- | - | 0 |

Steel Frame 600cc

| | | | | | | | | | | | | | |
|---|-----|------------|------------------|-------|-----|---|-----------|--------|-----------|---------|----------|--------|---|
| 1 | 55 | Steel Fram | Darren Johnson | Honda | 600 | 6 | 11:27.944 | 84.523 | - | - | 1:53.199 | 85.612 | 2 |
| 2 | 95 | Steel Fram | Mathew Adams | Honda | 600 | 6 | 11:47.877 | 82.143 | +19.933 | +19.933 | 1:56.804 | 82.970 | 4 |
| 3 | 124 | Steel Fram | Simon Robins | Honda | 600 | 6 | 11:57.322 | 81.062 | +29.378 | +9.445 | 1:57.755 | 82.300 | 5 |
| 4 | 25 | Steel Fram | Dominic Fenton | Honda | 600 | 6 | 12:04.067 | 80.306 | +36.123 | +6.745 | 1:58.901 | 81.506 | 2 |
| 5 | 174 | Steel Fram | Adam Ramsay | Honda | 600 | 6 | 12:13.587 | 79.264 | +45.643 | +9.520 | 2:00.715 | 80.282 | 6 |
| 6 | 21 | Steel Fram | Brian Bebbington | Honda | 600 | 6 | 12:35.396 | 76.976 | +1:07.452 | +21.809 | 2:01.939 | 79.476 | 6 |
| 7 | 17 | Steel Fram | Mark Robinson | Honda | 600 | 6 | 12:40.218 | 76.488 | +1:12.274 | +4.822 | 2:04.457 | 77.868 | 6 |
| 8 | 26 | Steel Fram | Tim Adams | Honda | 600 | 6 | 12:40.924 | 76.417 | +1:12.980 | +0.706 | 2:04.865 | 77.613 | 6 |

Twin Cylinder

| | | | | | | | | | | | | | |
|---|----|--------------|---------------|---------|------|---|-----------|--------|-----------|---------|----------|--------|---|
| 1 | 23 | Twin Cylindr | Mark Woods | Ducati | 998 | 6 | 10:53.674 | 88.954 | - | - | 1:47.089 | 90.497 | 4 |
| 2 | 2 | Twin Cylindr | Andy Jones | Ducati | 999 | 6 | 11:17.038 | 85.885 | +23.364 | +23.364 | 1:50.170 | 87.966 | 2 |
| 3 | 42 | Twin Cylindr | Steven Hill | Suzuki | 1000 | 6 | 11:23.678 | 85.051 | +30.004 | +6.640 | 1:51.431 | 86.970 | 5 |
| 4 | 8 | Twin Cylindr | Andrew Cliffe | Aprilia | 1000 | 6 | 11:57.140 | 81.082 | +1:03.466 | +33.462 | 1:57.702 | 82.337 | 5 |
| 5 | 3 | Twin Cylindr | Alan Cragg | Suzuki | 650 | 5 | 11:24.467 | 70.794 | 1 Lap | 1 Lap | 2:13.154 | 72.782 | 5 |

| Margin of Victory | Avg. Speed | Best Lap Tm | Best Spd | Best Lap by |
|-------------------|------------|-------------|----------|-----------------|
| +23.364 | 88.954 | 1:47.089 | 90.497 | [23] Mark Woods |

Nantwich & D.M.C & Cheshire M.C.R.R.C

Twins, SF600 & Early Stocks

Oulton International 2.692 Miles

Race 12

31/05/2008 16:01

Race (6 Laps)

| Lap | Lap Tm | Diff | Time of Day |
|------------------------|-----------------|--------|--------------|
| (23) Mark Woods | | | |
| 1 | -:-- | | 16:03:18.360 |
| 2 | 1:47.846 | +0.757 | 16:05:06.206 |
| 3 | 1:47.791 | +0.702 | 16:06:53.997 |
| 4 | 1:47.089 | - | 16:08:41.086 |
| 5 | 1:50.259 | +3.170 | 16:10:31.345 |
| 6 | 1:47.706 | +0.617 | 16:12:19.051 |

| Lap | Lap Tm | Diff | Time of Day |
|-----------------------|-----------------|--------|--------------|
| (2) Andy Jones | | | |
| 1 | -:-- | | 16:03:20.131 |
| 2 | 1:50.170 | - | 16:05:10.301 |
| 3 | 1:52.696 | +2.526 | 16:07:02.997 |
| 4 | 1:52.142 | +1.972 | 16:08:55.139 |
| 5 | 1:52.963 | +2.793 | 16:10:48.102 |
| 6 | 1:54.313 | +4.143 | 16:12:42.415 |

| Lap | Lap Tm | Diff | Time of Day |
|-------------------------|-----------------|--------|--------------|
| (42) Steven Hill | | | |
| 1 | -:-- | | 16:03:22.412 |
| 2 | 1:54.559 | +3.128 | 16:05:16.971 |
| 3 | 1:54.009 | +2.578 | 16:07:10.980 |
| 4 | 1:51.559 | +0.128 | 16:09:02.539 |
| 5 | 1:51.431 | - | 16:10:53.970 |
| 6 | 1:55.085 | +3.654 | 16:12:49.055 |

| Lap | Lap Tm | Diff | Time of Day |
|----------------------------|-----------------|--------|--------------|
| (55) Darren Johnson | | | |
| 1 | -:-- | | 16:03:23.991 |
| 2 | 1:53.199 | - | 16:05:17.190 |
| 3 | 1:53.543 | +0.344 | 16:07:10.733 |
| 4 | 1:53.784 | +0.585 | 16:09:04.517 |
| 5 | 1:53.221 | +0.022 | 16:10:57.738 |
| 6 | 1:55.583 | +2.384 | 16:12:53.321 |

| Lap | Lap Tm | Diff | Time of Day |
|--------------------------|-----------------|--------|--------------|
| (95) Mathew Adams | | | |
| 1 | -:-- | | 16:03:26.596 |
| 2 | 1:57.001 | +0.197 | 16:05:23.597 |
| 3 | 1:57.316 | +0.512 | 16:07:20.913 |
| 4 | 1:56.804 | - | 16:09:17.717 |
| 5 | 1:57.773 | +0.969 | 16:11:15.490 |
| 6 | 1:57.764 | +0.960 | 16:13:13.254 |

| Lap | Lap Tm | Diff | Time of Day |
|--------------------------|-----------------|--------|--------------|
| (8) Andrew Cliffe | | | |
| 1 | -:-- | | 16:03:29.784 |
| 2 | 1:58.648 | +0.946 | 16:05:28.432 |
| 3 | 1:59.611 | +1.909 | 16:07:28.043 |
| 4 | 1:58.613 | +0.911 | 16:09:26.656 |
| 5 | 1:57.702 | - | 16:11:24.358 |
| 6 | 1:58.159 | +0.457 | 16:13:22.517 |

| Lap | Lap Tm | Diff | Time of Day |
|---------------------------|-----------------|--------|--------------|
| (124) Simon Robins | | | |
| 1 | -:-- | | 16:03:30.256 |
| 2 | 1:58.269 | +0.514 | 16:05:28.525 |
| 3 | 1:59.796 | +2.041 | 16:07:28.321 |
| 4 | 1:58.589 | +0.834 | 16:09:26.910 |
| 5 | 1:57.755 | - | 16:11:24.665 |
| 6 | 1:58.034 | +0.279 | 16:13:22.699 |

| Lap | Lap Tm | Diff | Time of Day |
|----------------------------|-----------------|--------|--------------|
| (25) Dominic Fenton | | | |
| 1 | -:-- | | 16:03:29.055 |
| 2 | 1:58.901 | - | 16:05:27.956 |
| 3 | 2:01.144 | +2.243 | 16:07:29.100 |
| 4 | 2:00.115 | +1.214 | 16:09:29.215 |
| 5 | 2:00.194 | +1.293 | 16:11:29.409 |
| 6 | 2:00.035 | +1.134 | 16:13:29.444 |

| Lap | Lap Tm | Diff | Time of Day |
|--------------------------|-----------------|--------|--------------|
| (174) Adam Ramsay | | | |
| 1 | -:-- | | 16:03:33.162 |
| 2 | 2:00.996 | +0.281 | 16:05:34.158 |
| 3 | 2:01.508 | +0.793 | 16:07:35.666 |
| 4 | 2:01.117 | +0.402 | 16:09:36.783 |
| 5 | 2:01.466 | +0.751 | 16:11:38.249 |
| 6 | 2:00.715 | - | 16:13:38.964 |

| Lap | Lap Tm | Diff | Time of Day |
|-------------------------|-----------------|--------|--------------|
| (223) Steve Long | | | |
| 1 | -:-- | | 16:03:38.611 |
| 2 | 2:03.890 | +1.867 | 16:05:42.501 |
| 3 | 2:05.298 | +3.275 | 16:07:47.799 |
| 4 | 2:03.396 | +1.373 | 16:09:51.195 |
| 5 | 2:04.541 | +2.518 | 16:11:55.736 |
| 6 | 2:02.023 | - | 16:13:57.759 |

| Lap | Lap Tm | Diff | Time of Day |
|------------------------------|-----------------|--------|--------------|
| (290) Nigel Griffiths | | | |
| 1 | -:-- | | 16:03:39.475 |
| 2 | 2:05.412 | +3.156 | 16:05:44.887 |
| 3 | 2:04.812 | +2.556 | 16:07:49.699 |
| 4 | 2:04.168 | +1.912 | 16:09:53.867 |
| 5 | 2:02.256 | - | 16:11:56.123 |
| 6 | 2:03.216 | +0.960 | 16:13:59.339 |

| Lap | Lap Tm | Diff | Time of Day |
|------------------------------|-----------------|--------|--------------|
| (21) Brian Bebbington | | | |
| 1 | -:-- | | 16:03:39.927 |
| 2 | 2:05.122 | +3.183 | 16:05:45.049 |
| 3 | 2:05.177 | +3.238 | 16:07:50.226 |
| 4 | 2:05.173 | +3.234 | 16:09:55.399 |
| 5 | 2:03.435 | +1.496 | 16:11:58.834 |
| 6 | 2:01.939 | - | 16:14:00.773 |

| Lap | Lap Tm | Diff | Time of Day |
|---------------------------|-----------------|--------|--------------|
| (17) Mark Robinson | | | |
| 1 | -:-- | | 16:03:36.023 |
| 2 | 2:06.498 | +2.041 | 16:05:42.521 |
| 3 | 2:06.450 | +1.993 | 16:07:48.971 |
| 4 | 2:06.031 | +1.574 | 16:09:55.002 |
| 5 | 2:06.136 | +1.679 | 16:12:01.138 |
| 6 | 2:04.457 | - | 16:14:05.595 |

| Lap | Lap Tm | Diff | Time of Day |
|-----------------------|-----------------|--------|--------------|
| (26) Tim Adams | | | |
| 1 | -:-- | | 16:03:37.176 |
| 2 | 2:05.958 | +1.093 | 16:05:43.134 |
| 3 | 2:06.709 | +1.844 | 16:07:49.843 |
| 4 | 2:05.971 | +1.106 | 16:09:55.814 |
| 5 | 2:05.622 | +0.757 | 16:12:01.436 |
| 6 | 2:04.865 | - | 16:14:06.301 |

| Lap | Lap Tm | Diff | Time of Day |
|-------------------------|-----------------|--------|--------------|
| (275) Neil Myatt | | | |
| 1 | -:-- | | 16:03:38.948 |
| 2 | 2:05.806 | - | 16:05:44.754 |
| 3 | 2:07.886 | +2.080 | 16:07:52.640 |
| 4 | 2:07.139 | +1.333 | 16:09:59.779 |
| 5 | 2:08.071 | +2.265 | 16:12:07.850 |
| 6 | 2:10.584 | +4.778 | 16:14:18.434 |

| Lap | Lap Tm | Diff | Time of Day |
|-----------------------------|-----------------|--------|--------------|
| (216) Alec Gilfillan | | | |
| 1 | -:-- | | 16:03:39.814 |
| 2 | 2:07.653 | - | 16:05:47.467 |
| 3 | 2:07.690 | +0.037 | 16:07:55.157 |
| 4 | 2:09.768 | +2.115 | 16:10:04.925 |
| 5 | 2:08.655 | +1.002 | 16:12:13.580 |
| 6 | 2:08.450 | +0.797 | 16:14:22.030 |

| Lap | Lap Tm | Diff | Time of Day |
|-----------------------|-----------------|--------|--------------|
| (3) Alan Cragg | | | |
| 1 | -:-- | | 16:03:53.878 |
| 2 | 2:13.974 | +0.820 | 16:06:07.852 |

| Lap | Lap Tm | Diff | Time of Day |
|-----|-----------------|--------|--------------|
| 3 | 2:13.943 | +0.789 | 16:08:21.795 |
| 4 | 2:14.895 | +1.741 | 16:10:36.690 |
| 5 | 2:13.154 | - | 16:12:49.844 |

| Lap | Lap Tm | Diff | Time of Day |
|----------------------------|-----------------|--------|--------------|
| (203) Dick Bradburn | | | |
| 1 | -:-- | | 16:03:48.249 |
| 2 | 2:17.741 | +3.366 | 16:06:05.990 |
| 3 | 2:15.513 | +1.138 | 16:08:21.503 |
| 4 | 2:15.383 | +1.008 | 16:10:36.886 |
| 5 | 2:14.375 | - | 16:12:51.261 |

| Lap | Lap Tm | Diff | Time of Day |
|--------------------------|-----------------|--------|--------------|
| (396) John Wardle | | | |
| 1 | -:-- | | 16:03:48.225 |
| 2 | 2:16.879 | +0.994 | 16:06:05.104 |
| 3 | 2:15.984 | +0.099 | 16:08:21.088 |
| 4 | 2:17.180 | +1.295 | 16:10:38.268 |
| 5 | 2:15.885 | - | 16:12:54.153 |

| Lap | Lap Tm | Diff | Time of Day |
|---------------------------|-----------------|--------|--------------|
| (219) Robert Paget | | | |
| 1 | -:-- | | 16:03:50.383 |
| 2 | 2:16.429 | +0.696 | 16:06:06.812 |
| 3 | 2:16.025 | +0.292 | 16:08:22.837 |
| 4 | 2:15.755 | +0.022 | 16:10:38.592 |
| 5 | 2:15.733 | - | 16:12:54.325 |

| Lap | Lap Tm | Diff | Time of Day |
|-------------------------|-----------------|--------|--------------|
| (316) Mark Emuss | | | |
| 1 | -:-- | | 16:03:49.429 |
| 2 | 2:16.689 | +0.988 | 16:06:06.118 |
| 3 | 2:15.701 | - | 16:08:21.819 |
| 4 | 2:16.465 | +0.764 | 16:10:38.284 |
| 5 | 2:16.656 | +0.955 | 16:12:54.940 |

| Lap | Lap Tm | Diff | Time of Day |
|-----------------------------|-----------------|--------|--------------|
| (229) Peter Stringer | | | |
| 1 | -:-- | | 16:03:55.362 |
| 2 | 2:20.103 | +0.362 | 16:06:15.465 |
| 3 | 2:23.850 | +4.109 | 16:08:39.315 |
| 4 | 2:20.945 | +1.204 | 16:11:00.260 |
| 5 | 2:19.741 | - | 16:13:20.001 |

| Lap | Lap Tm | Diff | Time of Day |
|----------------------------------|-----------------|--------|--------------|
| (234) Cassandra Beardmore | | | |
| 1 | -:-- | | 16:03:53.946 |
| 2 | 2:21.423 | - | 16:06:15.369 |
| 3 | 2:23.455 | +2.032 | 16:08:38.824 |
| 4 | 2:23.173 | +1.750 | 16:11:01.997 |
| 5 | 2:21.566 | +0.143 | 16:13:23.563 |

| Lap | Lap Tm | Diff | Time of Day |
|-----------------------------|-----------------|-----------|--------------|
| (265) Giles Hepworth | | | |
| 1 | -:-- | | 16:03:59.898 |
| 2 | 3:30.051 | +1:09.744 | 16:07:29.949 |
| 3 | 2:23.223 | +2.916 | 16:09:53.172 |
| 4 | 2:20.324 | +0.017 | 16:12:13.496 |
| 5 | 2:20.307 | - | 16:14:33.803 |

| Lap | Lap Tm | Diff | Time of Day |
|----------------------------|--------|------|--------------|
| (287) Simon Holland | | | |
| 1 | -:-- | | 16:03:59.794 |

Twins, SF600 & Early Stocks

Oulton International 2.692 Miles

Race 12

31/05/2008 16:01

Race (6 Laps)



| Competitors | Laps | | | | | |
|---------------------------|------|-----|-----|-----|-----|-----|
| | 1 | 2 | 3 | 4 | 5 | 6 |
| Mark Woods (23) | 1 | 23 | 23 | 23 | 23 | 23 |
| Andy Jones (2) | 2 | 2 | 2 | 2 | 2 | 2 |
| Steven Hill (42) | 3 | 42 | 42 | 55 | 42 | 42 |
| Darren Johnson (55) | 4 | 55 | 55 | 42 | 55 | 55 |
| Mathew Adams (95) | 5 | 95 | 95 | 95 | 95 | 95 |
| Dominic Fenton (25) | 6 | 25 | 25 | 8 | 8 | 8 |
| Andrew Cliffe (8) | 7 | 8 | 8 | 124 | 124 | 124 |
| Simon Robins (124) | 8 | 124 | 124 | 25 | 25 | 25 |
| Adam Ramsay (174) | 9 | 174 | 174 | 174 | 174 | 174 |
| Mark Robinson (17) | 10 | 17 | 223 | 223 | 223 | 223 |
| Tim Adams (26) | 11 | 26 | 17 | 17 | 290 | 290 |
| Steve Long (223) | 12 | 223 | 26 | 290 | 17 | 21 |
| Neil Myatt (275) | 13 | 275 | 275 | 26 | 21 | 17 |
| Nigel Griffiths (290) | 14 | 290 | 290 | 21 | 26 | 26 |
| Alec Gilfillan (216) | 15 | 216 | 21 | 275 | 275 | 275 |
| Brian Bebbington (21) | 16 | 21 | 216 | 216 | 216 | 216 |
| John Wardle (396) | 17 | 396 | 396 | 396 | 3 | 3 |
| Dick Bradburn (203) | 18 | 203 | 203 | 203 | 203 | 203 |
| Mark Emuss (316) | 19 | 316 | 316 | 3 | 396 | 396 |
| Robert Paget (219) | 20 | 219 | 219 | 316 | 316 | 219 |
| Alan Cragg (3) | 21 | 3 | 3 | 219 | 219 | 316 |
| Cassandra Beardmore (234) | 22 | 234 | 234 | 234 | 229 | 229 |
| Peter Stringer (229) | 23 | 229 | 229 | 229 | 234 | 234 |
| Simon Holland (287) | 24 | 287 | 265 | 265 | 265 | 265 |
| Giles Hepworth (265) | 25 | 265 | | | | |
| - | 26 | | | | | |
| - | 27 | | | | | |

SS600

Oulton International 2.692 Miles

Race 13

31/05/2008 16:22

Race (6 Laps)

| Pos | No. | Class | Name | Make | Engine | Laps | Total Tm | Avg. Speed | Diff | Gap | Best Tm | Best Spd | In Lap |
|-----|-----|------------|-------------------|----------|--------|------|-----------|------------|-----------|---------|----------|----------|--------|
| 1 | 10 | Supersport | Jonathan Lodge | Yamaha | 600 | 6 | 10:47.441 | 89.811 | - | - | 1:47.066 | 90.516 | 4 |
| 2 | 76 | Supersport | Peter Whiteside | Honda | 600 | 6 | 10:52.499 | 89.115 | +5.058 | +5.058 | 1:47.175 | 90.424 | 6 |
| 3 | 34 | Supersport | Christopher Mort | Honda | 600 | 6 | 10:52.686 | 89.089 | +5.245 | +0.187 | 1:47.493 | 90.157 | 4 |
| 4 | 101 | Supersport | David Bath | Honda | 600 | 6 | 10:53.608 | 88.963 | +6.167 | +0.922 | 1:47.730 | 89.958 | 5 |
| 5 | 114 | Supersport | Josh Caygill | Yamaha | 600 | 6 | 10:53.772 | 88.941 | +6.331 | +0.164 | 1:47.606 | 90.062 | 6 |
| 6 | 81 | Supersport | Mike Edwards | Yamaha | 600 | 6 | 10:54.709 | 88.814 | +7.268 | +0.937 | 1:47.037 | 90.541 | 6 |
| 7 | 30 | Supersport | Mark Cassells | Yamaha | 600 | 6 | 11:04.940 | 87.447 | +17.499 | +10.231 | 1:49.172 | 88.770 | 4 |
| 8 | 60 | Supersport | Oliver Riley | Yamaha | 600 | 6 | 11:05.216 | 87.411 | +17.775 | +0.276 | 1:49.308 | 88.660 | 2 |
| 9 | 54 | Supersport | William Davison | Honda | 600 | 6 | 11:10.857 | 86.676 | +23.416 | +5.641 | 1:49.954 | 88.139 | 6 |
| 10 | 85 | Supersport | James Edwards | Yamaha | 600 | 6 | 11:10.902 | 86.670 | +23.461 | +0.045 | 1:50.059 | 88.055 | 5 |
| 11 | 2 | Supersport | Cliffy Hamilton | Kawasaki | 600 | 6 | 11:12.618 | 86.449 | +25.177 | +1.716 | 1:49.430 | 88.561 | 6 |
| 12 | 31 | Supersport | Karl Cassells | Yamaha | 600 | 6 | 11:12.761 | 86.431 | +25.320 | +0.143 | 1:49.269 | 88.691 | 6 |
| 13 | 181 | Supersport | Dylan Wright | Honda | 600 | 6 | 11:14.701 | 86.182 | +27.260 | +1.940 | 1:50.520 | 87.687 | 6 |
| 14 | 19 | Supersport | Shaun Anderson | Yamaha | 600 | 6 | 11:31.123 | 84.134 | +43.682 | +16.422 | 1:52.373 | 86.241 | 4 |
| 15 | 45 | Supersport | Richard Wardle | Yamaha | 600 | 6 | 11:32.403 | 83.979 | +44.962 | +1.280 | 1:54.084 | 84.948 | 6 |
| 16 | 4 | Supersport | Craig Brookfield | Yamaha | 600 | 6 | 11:52.336 | 81.629 | +1:04.895 | +19.933 | 1:55.752 | 83.724 | 4 |
| 17 | 176 | Supersport | Stephen McConnell | Yamaha | 600 | 6 | 11:52.479 | 81.613 | +1:05.038 | +0.143 | 1:56.037 | 83.518 | 4 |
| 18 | 23 | Supersport | Graeme Winstanley | Honda | 600 | 6 | 11:52.998 | 81.553 | +1:05.557 | +0.519 | 1:56.792 | 82.978 | 6 |
| 19 | 12 | Supersport | John Shipley | Honda | 600 | 6 | 11:53.161 | 81.534 | +1:05.720 | +0.163 | 1:56.858 | 82.931 | 5 |
| 20 | 118 | Supersport | David Thomassom | Honda | 600 | 6 | 11:54.035 | 81.435 | +1:06.594 | +0.874 | 1:57.002 | 82.829 | 4 |
| 21 | 59 | Supersport | Richard Ashworth | Yamaha | 600 | 6 | 11:54.855 | 81.341 | +1:07.414 | +0.820 | 1:56.835 | 82.948 | 6 |
| 22 | 193 | Supersport | Billy Hughes | Suzuki | 600 | 6 | 11:55.919 | 81.220 | +1:08.478 | +1.064 | 1:56.574 | 83.133 | 6 |
| 23 | 29 | Supersport | Sam Bonney | Honda | 600 | 6 | 11:56.222 | 81.186 | +1:08.781 | +0.303 | 1:56.344 | 83.298 | 6 |
| 24 | 18 | Supersport | Gareth Evans | Yamaha | 600 | 6 | 12:02.296 | 80.503 | +1:14.855 | +6.074 | 1:55.696 | 83.764 | 6 |
| 25 | 6 | Supersport | Jonty Gordon | Honda | 600 | 6 | 12:14.248 | 79.193 | +1:26.807 | +11.952 | 2:00.226 | 80.608 | 4 |
| 26 | 88 | Supersport | John Mercer | Yamaha | 600 | 6 | 12:14.410 | 79.175 | +1:26.969 | +0.162 | 2:00.210 | 80.619 | 5 |
| 27 | 186 | Supersport | David Ring | Yamaha | 600 | 6 | 12:14.973 | 79.115 | +1:27.532 | +0.563 | 1:58.152 | 82.023 | 5 |
| 28 | 20 | Supersport | Geoff McGrath | Yamaha | 600 | 6 | 12:22.015 | 78.364 | +1:34.574 | +7.042 | 2:00.970 | 80.112 | 4 |
| 29 | 9 | Supersport | John Edney | Honda | 600 | 6 | 12:27.221 | 77.818 | +1:39.780 | +5.206 | 2:00.402 | 80.490 | 5 |
| 30 | 16 | Supersport | Robin Johnson | Honda | 600 | 6 | 12:27.232 | 77.817 | +1:39.791 | +0.011 | 1:59.918 | 80.815 | 6 |
| 31 | 102 | Supersport | Richard Slater | Honda | 600 | 6 | 12:41.853 | 76.323 | +1:54.412 | +14.621 | 2:02.852 | 78.885 | 5 |
| 32 | 8 | Supersport | Martin Lomas | Yamaha | 600 | 6 | 12:53.626 | 75.162 | +2:06.185 | +11.773 | 2:05.684 | 77.108 | 2 |
| 33 | 65 | Supersport | Simon Quinlan | Yamaha | 600 | 5 | 11:07.762 | 72.565 | 1 Lap | 1 Lap | 2:01.419 | 79.816 | 5 |
| 34 | 21 | Supersport | Lee Woodward | Honda | 600 | 5 | 11:26.664 | 70.567 | +18.902 | +18.902 | 2:08.742 | 75.276 | 4 |
| 35 | 3 | Supersport | Paul Forster | Yamaha | 600 | 5 | 11:56.115 | 67.665 | +48.353 | +29.451 | 2:20.034 | 69.206 | 4 |

Not classified (75% = 5 Laps)

| | | | | | | | | | | | | | |
|-----|----|------------|--------------------|-------|-----|---|----------|--------|--------|-------|----------|--------|---|
| 36 | 11 | Supersport | Wayne Griffiths | Honda | 600 | 4 | 7:43.126 | 83.702 | 2 Laps | 1 Lap | 1:52.864 | 85.866 | 4 |
| DNF | 5 | Supersport | Craig Wreglesworth | Honda | 600 | 0 | ---- | - | - | - | ---- | - | 0 |

| Margin of Victory | Avg. Speed | Best Lap Tm | Best Spd | Best Lap by |
|-------------------|------------|-------------|----------|-------------------|
| +5.058 | 89.811 | 1:47.037 | 90.541 | [81] Mike Edwards |

Printed: 31/05/2008 16:36:26

Licensed to: Saturn Timing Ltd

Chief of Timing & Scoring
Race Director

Orbits 3
www.amb-it.com
www.mylaps.com

SS600

Race 13

Race (6 Laps)

| Lap | Lap Tm | Diff | Time of Day |
|----------------------------|-----------------|--------|--------------|
| (10) Jonathan Lodge | | | |
| 1 | -:-- | | 16:24:03.121 |
| 2 | 1:47.082 | +0.016 | 16:25:50.203 |
| 3 | 1:47.393 | +0.327 | 16:27:37.596 |
| 4 | 1:47.066 | - | 16:29:24.662 |
| 5 | 1:47.801 | +0.735 | 16:31:12.463 |
| 6 | 1:47.078 | +0.012 | 16:32:59.541 |

| Lap | Lap Tm | Diff | Time of Day |
|-----------------------------|-----------------|--------|--------------|
| (76) Peter Whiteside | | | |
| 1 | -:-- | | 16:24:05.224 |
| 2 | 1:48.477 | +1.302 | 16:25:53.701 |
| 3 | 1:48.343 | +1.168 | 16:27:42.044 |
| 4 | 1:47.488 | +0.313 | 16:29:29.532 |
| 5 | 1:47.892 | +0.717 | 16:31:17.424 |
| 6 | 1:47.175 | - | 16:33:04.599 |

| Lap | Lap Tm | Diff | Time of Day |
|------------------------------|-----------------|--------|--------------|
| (34) Christopher Mort | | | |
| 1 | -:-- | | 16:24:05.328 |
| 2 | 1:48.534 | +1.041 | 16:25:53.862 |
| 3 | 1:47.877 | +0.384 | 16:27:41.739 |
| 4 | 1:47.493 | - | 16:29:29.232 |
| 5 | 1:47.551 | +0.058 | 16:31:16.783 |
| 6 | 1:48.003 | +0.510 | 16:33:04.786 |

| Lap | Lap Tm | Diff | Time of Day |
|-------------------------|-----------------|--------|--------------|
| (101) David Bath | | | |
| 1 | -:-- | | 16:24:04.799 |
| 2 | 1:48.776 | +1.046 | 16:25:53.575 |
| 3 | 1:47.879 | +0.149 | 16:27:41.454 |
| 4 | 1:47.947 | +0.217 | 16:29:29.401 |
| 5 | 1:47.730 | - | 16:31:17.131 |
| 6 | 1:48.577 | +0.847 | 16:33:05.708 |

| Lap | Lap Tm | Diff | Time of Day |
|---------------------------|-----------------|--------|--------------|
| (114) Josh Caygill | | | |
| 1 | -:-- | | 16:24:05.097 |
| 2 | 1:49.154 | +1.548 | 16:25:54.251 |
| 3 | 1:48.532 | +0.926 | 16:27:42.783 |
| 4 | 1:47.858 | +0.252 | 16:29:30.641 |
| 5 | 1:47.625 | +0.019 | 16:31:18.266 |
| 6 | 1:47.606 | - | 16:33:05.872 |

| Lap | Lap Tm | Diff | Time of Day |
|--------------------------|-----------------|--------|--------------|
| (81) Mike Edwards | | | |
| 1 | -:-- | | 16:24:06.933 |
| 2 | 1:48.000 | +0.963 | 16:25:54.933 |
| 3 | 1:48.339 | +1.302 | 16:27:43.272 |
| 4 | 1:47.837 | +0.800 | 16:29:31.109 |
| 5 | 1:48.663 | +1.626 | 16:31:19.772 |
| 6 | 1:47.037 | - | 16:33:06.809 |

| Lap | Lap Tm | Diff | Time of Day |
|---------------------------|-----------------|--------|--------------|
| (30) Mark Cassells | | | |
| 1 | -:-- | | 16:24:09.735 |
| 2 | 1:49.436 | +0.264 | 16:25:59.171 |
| 3 | 1:49.340 | +0.168 | 16:27:48.511 |
| 4 | 1:49.172 | - | 16:29:37.683 |
| 5 | 1:49.681 | +0.509 | 16:31:27.364 |
| 6 | 1:49.676 | +0.504 | 16:33:17.040 |

| Lap | Lap Tm | Diff | Time of Day |
|--------------------------|-----------------|--------|--------------|
| (60) Oliver Riley | | | |
| 1 | -:-- | | 16:24:06.511 |
| 2 | 1:49.308 | - | 16:25:55.819 |
| 3 | 1:49.356 | +0.048 | 16:27:45.175 |
| 4 | 1:49.550 | +0.242 | 16:29:34.725 |
| 5 | 1:51.587 | +2.279 | 16:31:26.312 |
| 6 | 1:51.004 | +1.696 | 16:33:17.316 |

| Lap | Lap Tm | Diff | Time of Day |
|-----------------------------|--------|------|-------------|
| (54) William Davison | | | |

| Lap | Lap Tm | Diff | Time of Day |
|-----|-----------------|--------|--------------|
| 1 | -:-- | | 16:24:09.877 |
| 2 | 1:50.814 | +0.860 | 16:26:00.691 |
| 3 | 1:51.515 | +1.561 | 16:27:52.206 |
| 4 | 1:50.788 | +0.834 | 16:29:42.994 |
| 5 | 1:50.009 | +0.055 | 16:31:33.003 |
| 6 | 1:49.954 | - | 16:33:22.957 |

| Lap | Lap Tm | Diff | Time of Day |
|---------------------------|-----------------|--------|--------------|
| (85) James Edwards | | | |
| 1 | -:-- | | 16:24:10.742 |
| 2 | 1:50.602 | +0.543 | 16:26:01.344 |
| 3 | 1:51.122 | +1.063 | 16:27:52.466 |
| 4 | 1:50.148 | +0.089 | 16:29:42.614 |
| 5 | 1:50.059 | - | 16:31:32.673 |
| 6 | 1:50.329 | +0.270 | 16:33:23.002 |

| Lap | Lap Tm | Diff | Time of Day |
|----------------------------|-----------------|--------|--------------|
| (2) Clifly Hamilton | | | |
| 1 | -:-- | | 16:24:12.392 |
| 2 | 1:51.661 | +2.231 | 16:26:04.053 |
| 3 | 1:50.880 | +1.450 | 16:27:54.933 |
| 4 | 1:49.991 | +0.561 | 16:29:44.924 |
| 5 | 1:50.364 | +0.934 | 16:31:35.288 |
| 6 | 1:49.430 | - | 16:33:24.718 |

| Lap | Lap Tm | Diff | Time of Day |
|---------------------------|-----------------|--------|--------------|
| (31) Karl Cassells | | | |
| 1 | -:-- | | 16:24:13.101 |
| 2 | 1:51.816 | +2.547 | 16:26:04.917 |
| 3 | 1:50.743 | +1.474 | 16:27:55.660 |
| 4 | 1:49.825 | +0.556 | 16:29:45.485 |
| 5 | 1:50.107 | +0.838 | 16:31:35.592 |
| 6 | 1:49.269 | - | 16:33:24.861 |

| Lap | Lap Tm | Diff | Time of Day |
|---------------------------|-----------------|--------|--------------|
| (181) Dylan Wright | | | |
| 1 | -:-- | | 16:24:10.587 |
| 2 | 1:51.893 | +1.373 | 16:26:02.480 |
| 3 | 1:50.900 | +0.380 | 16:27:53.380 |
| 4 | 1:51.152 | +0.632 | 16:29:44.532 |
| 5 | 1:51.749 | +1.229 | 16:31:36.281 |
| 6 | 1:50.520 | - | 16:33:26.801 |

| Lap | Lap Tm | Diff | Time of Day |
|----------------------------|-----------------|--------|--------------|
| (19) Shaun Anderson | | | |
| 1 | -:-- | | 16:24:14.421 |
| 2 | 1:53.731 | +1.358 | 16:26:08.152 |
| 3 | 1:53.143 | +0.770 | 16:28:01.295 |
| 4 | 1:52.373 | - | 16:29:53.668 |
| 5 | 1:52.608 | +0.235 | 16:31:46.276 |
| 6 | 1:56.947 | +4.574 | 16:33:43.223 |

| Lap | Lap Tm | Diff | Time of Day |
|----------------------------|-----------------|--------|--------------|
| (45) Richard Wardle | | | |
| 1 | -:-- | | 16:24:12.616 |
| 2 | 1:54.290 | +0.206 | 16:26:06.906 |
| 3 | 1:54.988 | +0.904 | 16:28:01.894 |
| 4 | 1:54.312 | +0.228 | 16:29:56.206 |
| 5 | 1:54.213 | +0.129 | 16:31:50.419 |
| 6 | 1:54.084 | - | 16:33:44.503 |

| Lap | Lap Tm | Diff | Time of Day |
|-----------------------------|-----------------|--------|--------------|
| (4) Craig Brookfield | | | |
| 1 | -:-- | | 16:24:22.796 |
| 2 | 1:56.695 | +0.943 | 16:26:19.491 |
| 3 | 1:57.153 | +1.401 | 16:28:16.644 |
| 4 | 1:55.752 | - | 16:30:12.396 |
| 5 | 1:56.159 | +0.407 | 16:32:08.555 |
| 6 | 1:55.881 | +0.129 | 16:34:04.436 |

| Lap | Lap Tm | Diff | Time of Day |
|--------------------------------|-----------------|--------|--------------|
| (176) Stephen McConnell | | | |
| 1 | -:-- | | 16:24:18.702 |
| 2 | 1:57.533 | +1.496 | 16:26:16.235 |

| Lap | Lap Tm | Diff | Time of Day |
|-----|-----------------|--------|--------------|
| 3 | 1:58.111 | +2.074 | 16:28:14.346 |
| 4 | 1:56.037 | - | 16:30:10.383 |
| 5 | 1:57.752 | +1.715 | 16:32:08.135 |
| 6 | 1:56.444 | +0.407 | 16:34:04.579 |

| Lap | Lap Tm | Diff | Time of Day |
|-------------------------------|-----------------|--------|--------------|
| (23) Graeme Winstanley | | | |
| 1 | -:-- | | 16:24:17.777 |
| 2 | 1:57.949 | +1.157 | 16:26:15.726 |
| 3 | 1:58.725 | +1.933 | 16:28:14.451 |
| 4 | 1:56.858 | +0.066 | 16:30:11.309 |
| 5 | 1:56.997 | +0.205 | 16:32:08.306 |
| 6 | 1:56.792 | - | 16:34:05.098 |

| Lap | Lap Tm | Diff | Time of Day |
|--------------------------|-----------------|--------|--------------|
| (12) John Shipley | | | |
| 1 | -:-- | | 16:24:17.043 |
| 2 | 1:58.499 | +1.641 | 16:26:15.542 |
| 3 | 1:58.545 | +1.687 | 16:28:14.087 |
| 4 | 1:57.381 | +0.523 | 16:30:11.468 |
| 5 | 1:56.858 | - | 16:32:08.326 |
| 6 | 1:56.935 | +0.077 | 16:34:05.261 |

| Lap | Lap Tm | Diff | Time of Day |
|------------------------------|-----------------|--------|--------------|
| (118) David Thomassom | | | |
| 1 | -:-- | | 16:24:18.288 |
| 2 | 1:58.351 | +1.349 | 16:26:16.639 |
| 3 | 1:58.069 | +1.067 | 16:28:14.708 |
| 4 | 1:57.002 | - | 16:30:11.710 |
| 5 | 1:57.174 | +0.172 | 16:32:08.884 |
| 6 | 1:57.251 | +0.249 | 16:34:06.135 |

| Lap | Lap Tm | Diff | Time of Day |
|------------------------------|-----------------|--------|--------------|
| (59) Richard Ashworth | | | |
| 1 | -:-- | | 16:24:19.767 |
| 2 | 1:57.419 | +0.584 | 16:26:17.186 |
| 3 | 1:58.089 | +1.254 | 16:28:15.275 |
| 4 | 1:57.504 | +0.669 | 16:30:12.779 |
| 5 | 1:57.341 | +0.506 | 16:32:10.120 |
| 6 | 1:56.835 | - | 16:34:06.955 |

| Lap | Lap Tm | Diff | Time of Day |
|---------------------------|-----------------|--------|--------------|
| (193) Billy Hughes | | | |
| 1 | -:-- | | 16:24:19.302 |
| 2 | 1:58.860 | +2.286 | 16:26:18.162 |
| 3 | 1:58.322 | +1.748 | 16:28:16.484 |
| 4 | 1:57.185 | +0.611 | 16:30:13.669 |
| 5 | 1:57.776 | +1.202 | 16:32:11.445 |
| 6 | 1:56.574 | - | 16:34:08.019 |

| Lap | Lap Tm | Diff | Time of Day |
|------------------------|-----------------|--------|--------------|
| (29) Sam Bonney | | | |
| 1 | -:-- | | 16:24:17.358 |
| 2 | 2:00.340 | +3.996 | 16:26:17.698 |
| 3 | 1:59.847 | +3.503 | 16:28:17.545 |
| 4 | 1:56.954 | +0.610 | 16:30:14.499 |
| 5 | 1:57.479 | +1.135 | 16:32:11.978 |
| 6 | 1:56.344 | - | 16:34:08.322 |

| Lap | Lap Tm | Diff | Time of Day |
|--------------------------|-----------------|--------|--------------|
| (18) Gareth Evans | | | |
| 1 | -:-- | | 16:24:23.431 |
| 2 | 2:00.808 | +5.112 | 16:26:24.239 |
| 3 | 1:59.745 | +4.049 | 16:28:23.984 |
| 4 | 1:57.630 | +1.934 | 16:30:21.614 |
| 5 | 1:57.086 | +1.390 | 16:32:18.700 |
| 6 | 1:55.696 | - | 16:34:14.396 |

| Lap | Lap Tm | Diff | Time of Day |
|-------------------------|-----------------|--------|--------------|
| (6) Jonty Gordon | | | |
| 1 | -:-- | | 16:24:21.421 |
| 2 | 2:00.819 | +0.593 | 16:26:22.240 |
| 3 | 2:01.695 | +1.469 | 16:28:23.935 |
| 4 | 2:00.226 | - | 16:30:24.161 |

SS600

Oulton International 2.692 Miles

Race 13

31/05/2008 16:22

Race (6 Laps)

| Lap | Lap Tm | Diff | Time of Day |
|-----|-----------------|--------|--------------|
| 5 | 2:01.323 | +1.097 | 16:32:25.484 |
| 6 | 2:00.864 | +0.638 | 16:34:26.348 |

(88) John Mercer

| Lap | Lap Tm | Diff | Time of Day |
|-----|-----------------|--------|--------------|
| 1 | -:-- | | 16:24:23.291 |
| 2 | 2:00.936 | +0.726 | 16:26:24.227 |
| 3 | 2:00.374 | +0.164 | 16:28:24.601 |
| 4 | 2:00.976 | +0.766 | 16:30:25.577 |
| 5 | 2:00.210 | - | 16:32:25.787 |
| 6 | 2:00.723 | +0.513 | 16:34:26.510 |

(186) David Ring

| Lap | Lap Tm | Diff | Time of Day |
|-----|-----------------|--------|--------------|
| 1 | -:-- | | 16:24:27.046 |
| 2 | 2:00.986 | +2.834 | 16:26:28.032 |
| 3 | 1:59.764 | +1.612 | 16:28:27.796 |
| 4 | 2:00.815 | +2.663 | 16:30:28.611 |
| 5 | 1:58.152 | - | 16:32:26.763 |
| 6 | 2:00.310 | +2.158 | 16:34:27.073 |

(20) Geoff McGrath

| Lap | Lap Tm | Diff | Time of Day |
|-----|-----------------|--------|--------------|
| 1 | -:-- | | 16:24:22.774 |
| 2 | 2:01.237 | +0.267 | 16:26:24.011 |
| 3 | 2:02.791 | +1.821 | 16:28:26.802 |
| 4 | 2:00.970 | - | 16:30:27.772 |
| 5 | 2:03.331 | +2.361 | 16:32:31.103 |
| 6 | 2:03.012 | +2.042 | 16:34:34.115 |

(9) John Edney

| Lap | Lap Tm | Diff | Time of Day |
|-----|-----------------|--------|--------------|
| 1 | -:-- | | 16:24:30.320 |
| 2 | 2:01.165 | +0.763 | 16:26:31.485 |
| 3 | 2:02.273 | +1.871 | 16:28:33.758 |
| 4 | 2:04.135 | +3.733 | 16:30:37.893 |
| 5 | 2:00.402 | - | 16:32:38.295 |
| 6 | 2:01.026 | +0.624 | 16:34:39.321 |

(16) Robin Johnson

| Lap | Lap Tm | Diff | Time of Day |
|-----|-----------------|--------|--------------|
| 1 | -:-- | | 16:24:26.362 |
| 2 | 2:03.102 | +3.184 | 16:26:29.464 |
| 3 | 2:03.728 | +3.810 | 16:28:33.192 |
| 4 | 2:04.644 | +4.726 | 16:30:37.836 |
| 5 | 2:01.578 | +1.660 | 16:32:39.414 |
| 6 | 1:59.918 | - | 16:34:39.332 |

(102) Richard Slater

| Lap | Lap Tm | Diff | Time of Day |
|-----|-----------------|--------|--------------|
| 1 | -:-- | | 16:24:31.191 |
| 2 | 2:08.825 | +5.973 | 16:26:40.016 |
| 3 | 2:03.464 | +0.612 | 16:28:43.480 |
| 4 | 2:04.104 | +1.252 | 16:30:47.584 |
| 5 | 2:02.852 | - | 16:32:50.436 |
| 6 | 2:03.517 | +0.665 | 16:34:53.953 |

(8) Martin Lomas

| Lap | Lap Tm | Diff | Time of Day |
|-----|-----------------|--------|--------------|
| 1 | -:-- | | 16:24:31.414 |
| 2 | 2:05.684 | - | 16:26:37.098 |
| 3 | 2:06.158 | +0.474 | 16:28:43.256 |
| 4 | 2:06.074 | +0.390 | 16:30:49.330 |
| 5 | 2:06.812 | +1.128 | 16:32:56.142 |
| 6 | 2:09.584 | +3.900 | 16:35:05.726 |

(65) Simon Quinlan

| Lap | Lap Tm | Diff | Time of Day |
|-----|-----------------|--------|--------------|
| 1 | -:-- | | 16:25:03.753 |
| 2 | 2:06.880 | +5.461 | 16:27:10.633 |
| 3 | 2:04.300 | +2.881 | 16:29:14.933 |
| 4 | 2:03.510 | +2.091 | 16:31:18.443 |
| 5 | 2:01.419 | - | 16:33:19.862 |

| Lap | Lap Tm | Diff | Time of Day |
|--------------------------|-----------------|---------|--------------|
| (21) Lee Woodward | | | |
| 1 | -:-- | | 16:24:30.970 |
| 2 | 2:09.675 | +0.933 | 16:26:40.645 |
| 3 | 2:10.994 | +2.252 | 16:28:51.639 |
| 4 | 2:08.742 | - | 16:31:00.381 |
| 5 | 2:38.383 | +29.641 | 16:33:38.764 |

| Lap | Lap Tm | Diff | Time of Day |
|-------------------------|-----------------|--------|--------------|
| (3) Paul Forster | | | |
| 1 | -:-- | | 16:24:39.503 |
| 2 | 2:23.470 | +3.436 | 16:27:02.973 |
| 3 | 2:22.369 | +2.335 | 16:29:25.342 |
| 4 | 2:20.034 | - | 16:31:45.376 |
| 5 | 2:22.839 | +2.805 | 16:34:08.215 |

| Lap | Lap Tm | Diff | Time of Day |
|-----------------------------|-----------------|--------|--------------|
| (11) Wayne Griffiths | | | |
| 1 | -:-- | | 16:24:13.720 |
| 2 | 1:54.076 | +1.212 | 16:26:07.796 |
| 3 | 1:54.566 | +1.702 | 16:28:02.362 |
| 4 | 1:52.864 | - | 16:29:55.226 |

| Lap | Lap Tm | Diff | Time of Day |
|-----|--------|------|-------------|
|-----|--------|------|-------------|

SS600

Oulton International 2.692 Miles

Race 13

31/05/2008 16:22

Race (6 Laps)

| Competitors | Laps | | | | | |
|-------------------------|------|-----|-----|-----|-----|-----|
| | 1 | 2 | 3 | 4 | 5 | 6 |
| Jonathan Lodge (10) | 1 | 10 | 10 | 10 | 10 | 10 |
| David Bath (101) | 2 | 101 | 101 | 101 | 34 | 34 |
| Josh Caygill (114) | 3 | 114 | 76 | 34 | 101 | 101 |
| Peter Whiteside (76) | 4 | 76 | 34 | 76 | 76 | 101 |
| Christopher Mort (34) | 5 | 34 | 114 | 114 | 114 | 114 |
| Oliver Riley (60) | 6 | 60 | 81 | 81 | 81 | 81 |
| Mike Edwards (81) | 7 | 81 | 60 | 60 | 60 | 30 |
| Mark Cassells (30) | 8 | 30 | 30 | 30 | 30 | 60 |
| William Davison (54) | 9 | 54 | 54 | 54 | 85 | 85 |
| Dylan Wright (181) | 10 | 181 | 85 | 85 | 54 | 54 |
| James Edwards (85) | 11 | 85 | 181 | 181 | 2 | 2 |
| Cliffy Hamilton (2) | 12 | 2 | 2 | 2 | 31 | 31 |
| Richard Wardle (45) | 13 | 45 | 31 | 31 | 31 | 181 |
| Karl Cassells (31) | 14 | 31 | 45 | 19 | 19 | 19 |
| Wayne Griffiths (11) | 15 | 11 | 11 | 45 | 11 | 45 |
| Shaun Anderson (19) | 16 | 19 | 19 | 11 | 45 | 176 |
| John Shipley (12) | 17 | 12 | 12 | 12 | 176 | 23 |
| Sam Bonney (29) | 18 | 29 | 23 | 176 | 23 | 12 |
| Graeme Winstanley (23) | 19 | 23 | 176 | 23 | 12 | 4 |
| David Thomassom (118) | 20 | 118 | 118 | 118 | 118 | 118 |
| Stephen McConnell (176) | 21 | 176 | 59 | 59 | 4 | 59 |
| Billy Hughes (193) | 22 | 193 | 29 | 193 | 59 | 193 |
| Richard Ashworth (59) | 23 | 59 | 193 | 4 | 193 | 29 |
| Jonty Gordon (6) | 24 | 6 | 4 | 29 | 29 | 18 |
| Geoff McGrath (20) | 25 | 20 | 6 | 6 | 18 | 6 |
| Craig Brookfield (4) | 26 | 4 | 20 | 18 | 6 | 88 |
| John Mercer (88) | 27 | 88 | 88 | 88 | 88 | 186 |
| Gareth Evans (18) | 28 | 18 | 18 | 20 | 20 | 20 |
| Robin Johnson (16) | 29 | 16 | 186 | 186 | 186 | 9 |
| David Ring (186) | 30 | 186 | 16 | 16 | 16 | 16 |
| John Edney (9) | 31 | 9 | 9 | 9 | 9 | 102 |
| Lee Woodward (21) | 32 | 21 | 8 | 8 | 102 | 8 |
| Richard Slater (102) | 33 | 102 | 102 | 102 | 8 | 65 |
| Martin Lomas (8) | 34 | 8 | 21 | 21 | 21 | 21 |
| Paul Forster (3) | 35 | 3 | 3 | 65 | 65 | 3 |
| Simon Quinlan (65) | 36 | 65 | 65 | 3 | 3 | |
| - | 37 | | | | | |

Sidecar, F350, Post Classic & Scooter

Oulton International 2.692 Miles

Race 14

31/05/2008 16:43

Race (6 Laps)

| Pos | No. | Class | Name | Make | Engine | Laps | Total Tm | Avg. Speed | Diff | Gap | Best Tm | Best Spd | In Lap |
|-----|-----|-------|------|------|--------|------|----------|------------|------|-----|---------|----------|--------|
|-----|-----|-------|------|------|--------|------|----------|------------|------|-----|---------|----------|--------|

Post Classic Sidecar

| | | | | | | | | | | | | | |
|---|-----|-------------|---------------|----------|------|---|-----------|--------|-----------|-----------|----------|--------|---|
| 1 | 3 | Post Classi | Vince Biggs | Yamaha | 750 | 6 | 12:00.730 | 80.678 | - | - | 1:58.076 | 82.076 | 3 |
| 2 | 17 | Post Classi | Tony Wheatley | Yamaha | 750 | 6 | 13:36.509 | 71.214 | +1:35.779 | +1:35.779 | 2:11.675 | 73.599 | 4 |
| 3 | 181 | Post Classi | David Tibbles | Kawasaki | 900 | 5 | 11:34.984 | 69.722 | 1 Lap | 1 Lap | 2:15.884 | 71.320 | 2 |
| 4 | 134 | Post Classi | Chris Forster | Kawasaki | 1100 | 4 | 9:17.285 | 69.560 | 2 Laps | 1 Lap | 2:16.741 | 70.873 | 3 |

Scooter sidecar

| | | | | | | | | | | | | | |
|---|-----|-------------|---------------|-----------|-----|---|-----------|--------|---------|---------|----------|--------|---|
| 1 | 111 | Scooter sic | John Simpson | Aprilia | 125 | 5 | 12:39.120 | 63.832 | - | - | 2:29.244 | 64.935 | 4 |
| 2 | 2 | Scooter sic | Eddie Hocking | Lambretta | 230 | 5 | 12:40.328 | 63.730 | +1.208 | +1.208 | 2:28.780 | 65.138 | 4 |
| 3 | 95 | Scooter sic | Ralph Remnant | Lambretta | 240 | 5 | 12:45.849 | 63.271 | +6.729 | +5.521 | 2:26.916 | 65.964 | 3 |
| 4 | 45 | Scooter sic | Chris Taylor | Lambretta | 200 | 5 | 13:21.406 | 60.464 | +42.286 | +35.557 | 2:33.451 | 63.155 | 2 |
| 5 | 633 | Scooter sic | John Howe | Lambretta | 250 | 2 | 5:16.735 | 61.194 | 3 Laps | 3 Laps | 2:32.717 | 63.459 | 2 |

Sidecar

| | | | | | | | | | | | | | |
|----|-----|---------|--------------------|------------|------|---|-----------|--------|-----------|---------|----------|--------|---|
| 1 | 73 | Sidecar | Craig Chaplow | Suzuki | 1000 | 6 | 11:30.198 | 84.247 | - | - | 1:52.874 | 85.859 | 3 |
| 2 | 14 | Sidecar | Dave Holden | Suzuki | 1000 | 6 | 11:42.839 | 82.732 | +12.641 | +12.641 | 1:54.122 | 84.920 | 3 |
| 3 | 123 | Sidecar | Wil Smith | Honda | 600 | 6 | 11:49.845 | 81.915 | +19.647 | +7.006 | 1:55.618 | 83.821 | 4 |
| 4 | 5 | Sidecar | Stephen Williamson | Suzuki | 1000 | 6 | 11:52.041 | 81.663 | +21.843 | +2.196 | 1:51.431 | 86.970 | 2 |
| 5 | 20 | Sidecar | Craig Hauxwell | Yamaha | 600 | 6 | 12:01.187 | 80.627 | +30.989 | +9.146 | 1:58.753 | 81.608 | 3 |
| 6 | 9 | Sidecar | Charlie Donovan | Suzuki | 1000 | 6 | 12:19.172 | 78.665 | +48.974 | +17.985 | 2:00.417 | 80.480 | 4 |
| 7 | 81 | Sidecar | Robin Daykin | Yamaha | 600 | 6 | 12:55.934 | 74.938 | +1:25.736 | +36.762 | 2:07.829 | 75.814 | 2 |
| 8 | 8 | Sidecar | Peter Townson | Suzuki | 600 | 6 | 13:20.763 | 72.615 | +1:50.565 | +24.829 | 2:10.975 | 73.993 | 5 |
| 9 | 22 | Sidecar | Tony Cunliffe | Yamaha | 600 | 6 | 13:33.363 | 71.490 | +2:03.165 | +12.600 | 2:12.793 | 72.980 | 6 |
| 10 | 41 | Sidecar | Colin Mulligan | Kawasaki | 600 | 5 | 11:34.320 | 69.789 | 1 Lap | 1 Lap | 2:16.847 | 70.818 | 4 |
| 11 | 11 | Sidecar | Charles Morphet | Shelbourne | 500 | 1 | 2:29.407 | 64.864 | 5 Laps | 4 Laps | ---- | - | 1 |
| 12 | 6 | Sidecar | Alan Molyneux | Honda | 600 | 0 | ---- | - | - | - | ---- | - | 0 |

Sidecar FSRA 350

| | | | | | | | | | | | | | |
|---|----|------------|----------------|------------|-----|---|-----------|--------|---------|---------|----------|--------|---|
| 1 | 77 | Sidecar FS | Steve Brooks | Yamaha | 350 | 6 | 13:05.401 | 74.035 | - | - | 2:09.113 | 75.060 | 3 |
| 2 | 19 | Sidecar FS | Michael Finnie | BSK Yamaha | 350 | 6 | 13:21.687 | 72.531 | +16.286 | +16.286 | 2:11.276 | 73.823 | 3 |
| 3 | 18 | Sidecar FS | Allen Steele | BSK Yamaha | 350 | 6 | 13:35.515 | 71.301 | +30.114 | +13.828 | 2:12.756 | 73.000 | 2 |
| 4 | 10 | Sidecar FS | John Chandler | Yamaha | 350 | 5 | 12:01.669 | 67.144 | 1 Lap | 1 Lap | 2:20.955 | 68.754 | 3 |
| 5 | 16 | Sidecar FS | Ian Arnold | Yamaha | 350 | 0 | ---- | - | - | - | ---- | - | 0 |
| 6 | 4 | Sidecar FS | Chris Jolly | Yamaha | 350 | 0 | ---- | - | - | - | ---- | - | 0 |
| 7 | 23 | Sidecar FS | Alan Longshaw | Yamaha | 350 | 0 | ---- | - | - | - | ---- | - | 0 |

Announcements

No 134 - transponder failure after lap 1

| Margin of Victory | Avg. Speed | Best Lap Tm | Best Spd | Best Lap by |
|-------------------|------------|-------------|----------|------------------------|
| +12.641 | 84.247 | 1:51.431 | 86.970 | [5] Stephen Williamson |

Nantwich & D.M.C & Cheshire M.C.R.R.C

Sidecar, F350, Post Classic & Scooter

Oulton International 2.692 Miles

Race 14

31/05/2008 16:43

Race (6 Laps)

| Lap | Lap Tm | Diff | Time of Day |
|---------------------------|-----------------|--------|--------------|
| (73) Craig Chaplow | | | |
| 1 | -:-- | | 16:45:10.840 |
| 2 | 1:54.149 | +1.275 | 16:47:04.989 |
| 3 | 1:52.874 | - | 16:48:57.863 |
| 4 | 1:54.745 | +1.871 | 16:50:52.608 |
| 5 | 1:54.802 | +1.928 | 16:52:47.410 |
| 6 | 1:53.880 | +1.006 | 16:54:41.290 |

| Lap | Lap Tm | Diff | Time of Day |
|-------------------------|-----------------|--------|--------------|
| (14) Dave Holden | | | |
| 1 | -:-- | | 16:45:14.547 |
| 2 | 1:55.129 | +1.007 | 16:47:09.676 |
| 3 | 1:54.122 | - | 16:49:03.798 |
| 4 | 1:55.811 | +1.689 | 16:50:59.609 |
| 5 | 1:56.529 | +2.407 | 16:52:56.138 |
| 6 | 1:57.793 | +3.671 | 16:54:53.931 |

| Lap | Lap Tm | Diff | Time of Day |
|------------------------|-----------------|--------|--------------|
| (123) Wil Smith | | | |
| 1 | -:-- | | 16:45:15.912 |
| 2 | 1:58.074 | +2.456 | 16:47:13.986 |
| 3 | 1:55.844 | +0.226 | 16:49:09.830 |
| 4 | 1:55.618 | - | 16:51:05.448 |
| 5 | 1:58.271 | +2.653 | 16:53:03.719 |
| 6 | 1:57.218 | +1.600 | 16:55:00.937 |

| Lap | Lap Tm | Diff | Time of Day |
|-------------------------------|-----------------|---------|--------------|
| (5) Stephen Williamson | | | |
| 1 | -:-- | | 16:45:06.857 |
| 2 | 1:51.431 | - | 16:46:58.288 |
| 3 | 1:53.120 | +1.689 | 16:48:51.408 |
| 4 | 1:52.478 | +1.047 | 16:50:43.886 |
| 5 | 1:52.324 | +0.893 | 16:52:36.210 |
| 6 | 2:26.923 | +35.492 | 16:55:03.133 |

| Lap | Lap Tm | Diff | Time of Day |
|------------------------|-----------------|--------|--------------|
| (3) Vince Biggs | | | |
| 1 | -:-- | | 16:45:15.074 |
| 2 | 1:59.486 | +1.410 | 16:47:14.560 |
| 3 | 1:58.076 | - | 16:49:12.636 |
| 4 | 2:01.875 | +3.799 | 16:51:14.511 |
| 5 | 1:58.337 | +0.261 | 16:53:12.848 |
| 6 | 1:58.974 | +0.898 | 16:55:11.822 |

| Lap | Lap Tm | Diff | Time of Day |
|----------------------------|-----------------|--------|--------------|
| (20) Craig Hauxwell | | | |
| 1 | -:-- | | 16:45:16.453 |
| 2 | 1:59.530 | +0.777 | 16:47:15.983 |
| 3 | 1:58.753 | - | 16:49:14.736 |
| 4 | 1:59.286 | +0.533 | 16:51:14.022 |
| 5 | 1:58.813 | +0.060 | 16:53:12.835 |
| 6 | 1:59.444 | +0.691 | 16:55:12.279 |

| Lap | Lap Tm | Diff | Time of Day |
|----------------------------|-----------------|--------|--------------|
| (9) Charlie Donovan | | | |
| 1 | -:-- | | 16:45:22.594 |
| 2 | 2:02.029 | +1.612 | 16:47:24.623 |
| 3 | 2:00.992 | +0.575 | 16:49:25.615 |
| 4 | 2:00.417 | - | 16:51:26.032 |
| 5 | 2:01.753 | +1.336 | 16:53:27.785 |
| 6 | 2:02.479 | +2.062 | 16:55:30.264 |

| Lap | Lap Tm | Diff | Time of Day |
|--------------------------|-----------------|--------|--------------|
| (81) Robin Daykin | | | |
| 1 | -:-- | | 16:45:22.615 |
| 2 | 2:07.829 | - | 16:47:30.444 |
| 3 | 2:08.239 | +0.410 | 16:49:38.683 |
| 4 | 2:09.208 | +1.379 | 16:51:47.891 |
| 5 | 2:07.975 | +0.146 | 16:53:55.866 |
| 6 | 2:11.160 | +3.331 | 16:56:07.026 |

| Lap | Lap Tm | Diff | Time of Day |
|--------------------------|--------|------|-------------|
| (77) Steve Brooks | | | |

| Lap | Lap Tm | Diff | Time of Day |
|-----|-----------------|--------|--------------|
| 1 | -:-- | | 16:45:28.428 |
| 2 | 2:10.163 | +1.050 | 16:47:38.591 |
| 3 | 2:09.113 | - | 16:49:47.704 |
| 4 | 2:10.076 | +0.963 | 16:51:57.780 |
| 5 | 2:09.587 | +0.474 | 16:54:07.367 |
| 6 | 2:09.126 | +0.013 | 16:56:16.493 |

| Lap | Lap Tm | Diff | Time of Day |
|--------------------------|-----------------|--------|--------------|
| (8) Peter Townson | | | |
| 1 | -:-- | | 16:45:29.424 |
| 2 | 2:14.714 | +3.739 | 16:47:44.138 |
| 3 | 2:13.306 | +2.331 | 16:49:57.444 |
| 4 | 2:11.924 | +0.949 | 16:52:09.368 |
| 5 | 2:10.975 | - | 16:54:20.343 |
| 6 | 2:11.512 | +0.537 | 16:56:31.855 |

| Lap | Lap Tm | Diff | Time of Day |
|----------------------------|-----------------|--------|--------------|
| (19) Michael Finnie | | | |
| 1 | -:-- | | 16:45:30.765 |
| 2 | 2:12.278 | +1.002 | 16:47:43.043 |
| 3 | 2:11.276 | - | 16:49:54.319 |
| 4 | 2:11.964 | +0.688 | 16:52:06.283 |
| 5 | 2:13.218 | +1.942 | 16:54:19.501 |
| 6 | 2:13.278 | +2.002 | 16:56:32.779 |

| Lap | Lap Tm | Diff | Time of Day |
|---------------------------|-----------------|--------|--------------|
| (22) Tony Cunliffe | | | |
| 1 | -:-- | | 16:45:35.499 |
| 2 | 2:14.478 | +1.685 | 16:47:49.977 |
| 3 | 2:14.021 | +1.228 | 16:50:03.998 |
| 4 | 2:14.533 | +1.740 | 16:52:18.531 |
| 5 | 2:13.131 | +0.338 | 16:54:31.662 |
| 6 | 2:12.793 | - | 16:56:44.455 |

| Lap | Lap Tm | Diff | Time of Day |
|--------------------------|-----------------|--------|--------------|
| (18) Allen Steele | | | |
| 1 | -:-- | | 16:45:32.546 |
| 2 | 2:12.756 | - | 16:47:45.302 |
| 3 | 2:13.572 | +0.816 | 16:49:58.874 |
| 4 | 2:15.351 | +2.595 | 16:52:14.225 |
| 5 | 2:17.611 | +4.855 | 16:54:31.836 |
| 6 | 2:14.771 | +2.015 | 16:56:46.607 |

| Lap | Lap Tm | Diff | Time of Day |
|---------------------------|-----------------|--------|--------------|
| (17) Tony Wheatley | | | |
| 1 | -:-- | | 16:45:34.861 |
| 2 | 2:16.660 | +4.985 | 16:47:51.521 |
| 3 | 2:15.720 | +4.045 | 16:50:07.241 |
| 4 | 2:11.675 | - | 16:52:18.916 |
| 5 | 2:14.258 | +2.583 | 16:54:33.174 |
| 6 | 2:14.427 | +2.752 | 16:56:47.601 |

| Lap | Lap Tm | Diff | Time of Day |
|----------------------------|-----------------|--------|--------------|
| (41) Colin Mulligan | | | |
| 1 | -:-- | | 16:45:34.540 |
| 2 | 2:19.290 | +2.443 | 16:47:53.830 |
| 3 | 2:17.358 | +0.511 | 16:50:11.188 |
| 4 | 2:16.847 | - | 16:52:28.035 |
| 5 | 2:17.377 | +0.530 | 16:54:45.412 |

| Lap | Lap Tm | Diff | Time of Day |
|----------------------------|-----------------|--------|--------------|
| (181) David Tibbles | | | |
| 1 | -:-- | | 16:45:33.728 |
| 2 | 2:15.884 | - | 16:47:49.612 |
| 3 | 2:17.349 | +1.465 | 16:50:06.961 |
| 4 | 2:18.679 | +2.795 | 16:52:25.640 |
| 5 | 2:20.436 | +4.552 | 16:54:46.076 |

| Lap | Lap Tm | Diff | Time of Day |
|---------------------------|-----------------|--------|--------------|
| (10) John Chandler | | | |
| 1 | -:-- | | 16:45:42.482 |
| 2 | 2:23.551 | +2.596 | 16:48:06.033 |
| 3 | 2:20.955 | - | 16:50:26.988 |
| 4 | 2:24.435 | +3.480 | 16:52:51.423 |

| Lap | Lap Tm | Diff | Time of Day |
|---------------------------|-----------------|--------|--------------|
| 5 | 2:21.338 | +0.383 | 16:55:12.761 |
| (111) John Simpson | | | |
| 1 | -:-- | | 16:45:51.465 |
| 2 | 2:29.979 | +0.735 | 16:48:21.444 |
| 3 | 2:29.803 | +0.559 | 16:50:51.247 |
| 4 | 2:29.244 | - | 16:53:20.491 |
| 5 | 2:29.721 | +0.477 | 16:55:50.212 |

| Lap | Lap Tm | Diff | Time of Day |
|--------------------------|-----------------|--------|--------------|
| (2) Eddie Hocking | | | |
| 1 | -:-- | | 16:45:51.569 |
| 2 | 2:30.718 | +1.938 | 16:48:22.287 |
| 3 | 2:31.439 | +2.659 | 16:50:53.726 |
| 4 | 2:28.780 | - | 16:53:22.506 |
| 5 | 2:28.914 | +0.134 | 16:55:51.420 |

| Lap | Lap Tm | Diff | Time of Day |
|---------------------------|-----------------|--------|--------------|
| (95) Ralph Remnant | | | |
| 1 | -:-- | | 16:45:59.408 |
| 2 | 2:28.829 | +1.913 | 16:48:28.237 |
| 3 | 2:26.916 | - | 16:50:55.153 |
| 4 | 2:29.181 | +2.265 | 16:53:24.334 |
| 5 | 2:32.607 | +5.691 | 16:55:56.941 |

| Lap | Lap Tm | Diff | Time of Day |
|--------------------------|-----------------|---------|--------------|
| (45) Chris Taylor | | | |
| 1 | -:-- | | 16:45:56.248 |
| 2 | 2:33.451 | - | 16:48:29.699 |
| 3 | 2:34.063 | +0.612 | 16:51:03.762 |
| 4 | 2:43.685 | +10.234 | 16:53:47.447 |
| 5 | 2:45.051 | +11.600 | 16:56:32.498 |

| Lap | Lap Tm | Diff | Time of Day |
|----------------------------|-----------------|--------|--------------|
| (134) Chris Forster | | | |
| 1 | -:-- | | 16:45:36.043 |
| 2 | 2:18.765 | +2.024 | 16:47:54.808 |
| 3 | 2:16.741 | - | 16:50:11.549 |
| 4 | 2:16.828 | +0.087 | 16:52:28.377 |

| Lap | Lap Tm | Diff | Time of Day |
|------------------------|-----------------|------|--------------|
| (633) John Howe | | | |
| 1 | -:-- | | 16:45:55.110 |
| 2 | 2:32.717 | - | 16:48:27.827 |

| Lap | Lap Tm | Diff | Time of Day |
|-----------------------------|--------|------|--------------|
| (11) Charles Morphet | | | |
| 1 | -:-- | | 16:45:40.499 |


Sidecar, F350, Post Classic & Scooter

Oulton International 2.692 Miles

Race 14

31/05/2008 16:43

Race (6 Laps)



| Competitors | Laps | | | | | |
|------------------------|------|-----|-----|-----|-----|-----|
| | 1 | 2 | 3 | 4 | 5 | 6 |
| Stephen Williamson (5) | 1 | 5 | 5 | 5 | 5 | 73 |
| Craig Chaplow (73) | 2 | 73 | 73 | 73 | 73 | 14 |
| Dave Holden (14) | 3 | 14 | 14 | 14 | 14 | 123 |
| Vince Biggs (3) | 4 | 3 | 123 | 123 | 123 | 5 |
| Wil Smith (123) | 5 | 123 | 3 | 3 | 20 | 20 |
| Craig Hauxwell (20) | 6 | 20 | 20 | 20 | 3 | 3 |
| Charlie Donovan (9) | 7 | 9 | 9 | 9 | 9 | 9 |
| Robin Daykin (81) | 8 | 81 | 81 | 81 | 81 | 81 |
| Steve Brooks (77) | 9 | 77 | 77 | 77 | 77 | 77 |
| Peter Townson (8) | 10 | 8 | 19 | 19 | 19 | 8 |
| Michael Finnie (19) | 11 | 19 | 8 | 8 | 8 | 19 |
| Allen Steele (18) | 12 | 18 | 18 | 18 | 18 | 22 |
| David Tibbles (181) | 13 | 181 | 181 | 22 | 22 | 18 |
| Colin Mulligan (41) | 14 | 41 | 22 | 181 | 17 | 17 |
| Tony Wheatley (17) | 15 | 17 | 17 | 17 | 181 | 41 |
| Tony Cunliffe (22) | 16 | 22 | 41 | 41 | 41 | 181 |
| Chris Forster (134) | 17 | 134 | 134 | 134 | 134 | 10 |
| Charles Morphet (11) | 18 | 11 | 10 | 10 | 10 | 111 |
| John Chandler (10) | 19 | 10 | 111 | 111 | 111 | 2 |
| John Simpson (111) | 20 | 111 | 2 | 2 | 2 | 95 |
| Eddie Hocking (2) | 21 | 2 | 633 | 95 | 95 | 45 |
| John Howe (633) | 22 | 633 | 95 | 45 | 45 | |
| Chris Taylor (45) | 23 | 45 | 45 | | | |
| Ralph Remnant (95) | 24 | 95 | | | | |
| - | 25 | | | | | |
| - | 26 | | | | | |
| - | 27 | | | | | |
| - | 28 | | | | | |

Forgotten Era, Pre 95 & Aprillia 125

Oulton International 2.692 Miles

Race 15

31/05/2008 17:07

Race (6 Laps)

| Pos | No. | Class | Name | Make | Engine | Laps | Total Tm | Avg. Speed | Diff | Gap | Best Tm | Best Spd | In Lap |
|-------------------------------|-----|-------------|--------------------|----------|--------|------|-----------|------------|-----------|-----------|----------|----------|--------|
| Aprilia 125 | | | | | | | | | | | | | |
| 1 | 93 | Aprilia 125 | Rhodri Owen | Aprilia | 125 | 5 | 11:56.964 | 67.585 | - | - | 2:19.855 | 69.295 | 4 |
| Forgotten Era 400 | | | | | | | | | | | | | |
| 1 | 8 | Forgotten | Paul Traynor | Honda | 250 | 6 | 12:24.137 | 78.140 | - | - | 2:01.701 | 79.631 | 5 |
| 2 | 77 | Forgotten | Gary Freeman | Yamaha | 250 | 6 | 12:24.791 | 78.072 | +0.654 | +0.654 | 2:01.505 | 79.760 | 6 |
| 3 | 7 | Forgotten | Caron Roberts | Yamaha | 250 | 6 | 12:24.932 | 78.057 | +0.795 | +0.141 | 2:01.025 | 80.076 | 6 |
| 4 | 16 | Forgotten | Christopher Morley | Honda | 400 | 6 | 12:26.050 | 77.940 | +1.913 | +1.118 | 2:02.392 | 79.182 | 3 |
| 5 | 9 | Forgotten | Stephen Latham | Yamaha | 400 | 6 | 13:14.078 | 73.226 | +49.941 | +48.028 | 2:09.592 | 74.782 | 6 |
| 6 | 17 | Forgotten | Derek Skinner | Yamaha | 350 | 6 | 13:14.207 | 73.214 | +50.070 | +0.129 | 2:08.137 | 75.632 | 6 |
| 7 | 53 | Forgotten | Jimmy Aspinall | Honda | 400 | 6 | 13:23.392 | 72.377 | +59.255 | +9.185 | 2:12.109 | 73.358 | 6 |
| 8 | 43 | Forgotten | John Holt | Honda | 400 | 5 | 11:32.810 | 69.941 | 1 Lap | 1 Lap | 2:13.832 | 72.413 | 5 |
| 9 | 5 | Forgotten | Vincent Hunt | Honda | 400 | 5 | 11:37.555 | 69.465 | +4.745 | +4.745 | 2:13.658 | 72.507 | 5 |
| 10 | 29 | Forgotten | David Edwards | Honda | 250 | 5 | 11:49.627 | 68.284 | +16.817 | +12.072 | 2:19.437 | 69.502 | 5 |
| 11 | 52 | Forgotten | Lee Davies | Honda | 400 | 1 | 3:40.516 | 43.948 | 5 Laps | 4 Laps | ---- | - | 1 |
| Forgotten Era over 400 | | | | | | | | | | | | | |
| 1 | 21 | Forgotten | Chris Edwards | Yamaha | 1000 | 6 | 12:35.742 | 76.941 | - | - | 2:03.698 | 78.346 | 6 |
| 2 | 275 | Forgotten | Neil Myatt | Kawasaki | 750 | 6 | 12:36.375 | 76.876 | +0.633 | +0.633 | 2:03.640 | 78.382 | 5 |
| 3 | 20 | Forgotten | Tom Roberts | Ducati | 888 | 5 | 11:48.439 | 68.398 | 1 Lap | 1 Lap | 2:19.896 | 69.274 | 3 |
| 4 | 229 | Forgotten | Peter Stringer | Kawasaki | 750 | 5 | 11:48.526 | 68.390 | +0.087 | +0.087 | 2:19.983 | 69.231 | 3 |
| 5 | 49 | Forgotten | Steve Gammon | Suzuki | 560 | 5 | 11:59.728 | 67.325 | +11.289 | +11.202 | 2:21.247 | 68.612 | 4 |
| Pre 1995 125cc | | | | | | | | | | | | | |
| 1 | 99 | Pre 1995 1 | James Lodge | Honda | 125 | 6 | 11:33.788 | 83.811 | - | - | 1:53.969 | 85.034 | 5 |
| 2 | 14 | Pre 1995 1 | Marcus Lodge | Honda | 125 | 6 | 12:48.980 | 75.616 | +1:15.192 | +1:15.192 | 2:04.965 | 77.551 | 2 |
| 3 | 3 | Pre 1995 1 | Joshua Jones | Honda | 125 | 5 | 11:32.959 | 69.926 | 1 Lap | 1 Lap | 2:12.649 | 73.059 | 4 |
| 4 | 13 | Pre 1995 1 | Adam Culshaw | Honda | 125 | 0 | ---- | - | - | - | ---- | - | 0 |

| Margin of Victory | Avg. Speed | Best Lap Tm | Best Spd | Best Lap by |
|-------------------|------------|-------------|----------|------------------|
| +50.349 | 83.811 | 1:53.969 | 85.034 | [99] James Lodge |

Nantwich & D.M.C & Cheshire M.C.R.R.C

Forgotten Era, Pre 95 & Aprillia 125

Oulton International 2.692 Miles

Race 15

31/05/2008 17:07

Race (6 Laps)

| Lap | Lap Tm | Diff | Time of Day |
|-------------------------|-----------------|--------|--------------|
| (99) James Lodge | | | |
| 1 | -:-- | | 17:09:41.837 |
| 2 | 1:55.054 | +1.085 | 17:11:36.891 |
| 3 | 1:54.639 | +0.670 | 17:13:31.530 |
| 4 | 1:54.189 | +0.220 | 17:15:25.719 |
| 5 | 1:53.969 | - | 17:17:19.688 |
| 6 | 1:55.781 | +1.812 | 17:19:15.469 |

| Lap | Lap Tm | Diff | Time of Day |
|-------------------------|-----------------|--------|--------------|
| (8) Paul Traynor | | | |
| 1 | -:-- | | 17:09:47.813 |
| 2 | 2:03.166 | +1.465 | 17:11:50.979 |
| 3 | 2:04.577 | +2.876 | 17:13:55.556 |
| 4 | 2:06.031 | +4.330 | 17:16:01.587 |
| 5 | 2:01.701 | - | 17:18:03.288 |
| 6 | 2:02.530 | +0.829 | 17:20:05.818 |

| Lap | Lap Tm | Diff | Time of Day |
|--------------------------|-----------------|--------|--------------|
| (77) Gary Freeman | | | |
| 1 | -:-- | | 17:09:51.923 |
| 2 | 2:03.093 | +1.588 | 17:11:55.016 |
| 3 | 2:02.656 | +1.151 | 17:13:57.672 |
| 4 | 2:04.398 | +2.893 | 17:16:02.070 |
| 5 | 2:02.897 | +1.392 | 17:18:04.967 |
| 6 | 2:01.505 | - | 17:20:06.472 |

| Lap | Lap Tm | Diff | Time of Day |
|--------------------------|-----------------|--------|--------------|
| (7) Caron Roberts | | | |
| 1 | -:-- | | 17:09:50.005 |
| 2 | 2:05.804 | +4.779 | 17:11:55.809 |
| 3 | 2:04.039 | +3.014 | 17:13:59.848 |
| 4 | 2:03.267 | +2.242 | 17:16:03.115 |
| 5 | 2:02.473 | +1.448 | 17:18:05.588 |
| 6 | 2:01.025 | - | 17:20:06.613 |

| Lap | Lap Tm | Diff | Time of Day |
|--------------------------------|-----------------|--------|--------------|
| (16) Christopher Morley | | | |
| 1 | -:-- | | 17:09:51.897 |
| 2 | 2:03.555 | +1.163 | 17:11:55.452 |
| 3 | 2:02.392 | - | 17:13:57.844 |
| 4 | 2:03.782 | +1.390 | 17:16:01.626 |
| 5 | 2:02.896 | +0.504 | 17:18:04.522 |
| 6 | 2:03.209 | +0.817 | 17:20:07.731 |

| Lap | Lap Tm | Diff | Time of Day |
|---------------------------|-----------------|--------|--------------|
| (21) Chris Edwards | | | |
| 1 | -:-- | | 17:09:53.718 |
| 2 | 2:05.709 | +2.011 | 17:11:59.427 |
| 3 | 2:05.734 | +2.036 | 17:14:05.161 |
| 4 | 2:04.580 | +0.882 | 17:16:09.741 |
| 5 | 2:03.984 | +0.286 | 17:18:13.725 |
| 6 | 2:03.698 | - | 17:20:17.423 |

| Lap | Lap Tm | Diff | Time of Day |
|-------------------------|-----------------|--------|--------------|
| (275) Neil Myatt | | | |
| 1 | -:-- | | 17:09:52.883 |
| 2 | 2:05.524 | +1.884 | 17:11:58.407 |
| 3 | 2:06.245 | +2.605 | 17:14:04.652 |
| 4 | 2:05.934 | +2.294 | 17:16:10.586 |
| 5 | 2:03.640 | - | 17:18:14.226 |
| 6 | 2:03.830 | +0.190 | 17:20:18.056 |

| Lap | Lap Tm | Diff | Time of Day |
|--------------------------|-----------------|--------|--------------|
| (14) Marcus Lodge | | | |
| 1 | -:-- | | 17:09:56.573 |
| 2 | 2:04.965 | - | 17:12:01.538 |
| 3 | 2:05.751 | +0.786 | 17:14:07.289 |
| 4 | 2:05.357 | +0.392 | 17:16:12.646 |
| 5 | 2:08.038 | +3.073 | 17:18:20.684 |
| 6 | 2:09.977 | +5.012 | 17:20:30.661 |

| Lap | Lap Tm | Diff | Time of Day |
|---------------------------|--------|------|-------------|
| (9) Stephen Latham | | | |

| Lap | Lap Tm | Diff | Time of Day |
|-----|-----------------|--------|--------------|
| 1 | -:-- | | 17:09:57.984 |
| 2 | 2:10.915 | +1.323 | 17:12:08.899 |
| 3 | 2:11.733 | +2.141 | 17:14:20.632 |
| 4 | 2:13.213 | +3.621 | 17:16:33.845 |
| 5 | 2:12.322 | +2.730 | 17:18:46.167 |
| 6 | 2:09.592 | - | 17:20:55.759 |

| Lap | Lap Tm | Diff | Time of Day |
|---------------------------|-----------------|--------|--------------|
| (17) Derek Skinner | | | |
| 1 | -:-- | | 17:10:01.648 |
| 2 | 2:12.080 | +3.943 | 17:12:13.728 |
| 3 | 2:10.489 | +2.352 | 17:14:24.217 |
| 4 | 2:11.068 | +2.931 | 17:16:35.285 |
| 5 | 2:12.466 | +4.329 | 17:18:47.751 |
| 6 | 2:08.137 | - | 17:20:55.888 |

| Lap | Lap Tm | Diff | Time of Day |
|----------------------------|-----------------|--------|--------------|
| (53) Jimmy Aspinall | | | |
| 1 | -:-- | | 17:10:00.322 |
| 2 | 2:13.070 | +0.961 | 17:12:13.392 |
| 3 | 2:12.759 | +0.650 | 17:14:26.151 |
| 4 | 2:13.415 | +1.306 | 17:16:39.566 |
| 5 | 2:13.398 | +1.289 | 17:18:52.964 |
| 6 | 2:12.109 | - | 17:21:05.073 |

| Lap | Lap Tm | Diff | Time of Day |
|-----------------------|-----------------|--------|--------------|
| (43) John Holt | | | |
| 1 | -:-- | | 17:10:08.196 |
| 2 | 2:20.434 | +6.602 | 17:12:28.630 |
| 3 | 2:17.249 | +3.417 | 17:14:45.879 |
| 4 | 2:14.780 | +0.948 | 17:17:00.659 |
| 5 | 2:13.832 | - | 17:19:14.491 |

| Lap | Lap Tm | Diff | Time of Day |
|-------------------------|-----------------|--------|--------------|
| (3) Joshua Jones | | | |
| 1 | -:-- | | 17:10:09.731 |
| 2 | 2:20.463 | +7.814 | 17:12:30.194 |
| 3 | 2:18.539 | +5.890 | 17:14:48.733 |
| 4 | 2:12.649 | - | 17:17:01.382 |
| 5 | 2:13.258 | +0.609 | 17:19:14.640 |

| Lap | Lap Tm | Diff | Time of Day |
|-------------------------|-----------------|--------|--------------|
| (5) Vincent Hunt | | | |
| 1 | -:-- | | 17:10:08.019 |
| 2 | 2:21.882 | +8.224 | 17:12:29.901 |
| 3 | 2:20.002 | +6.344 | 17:14:49.903 |
| 4 | 2:15.675 | +2.017 | 17:17:05.578 |
| 5 | 2:13.658 | - | 17:19:19.236 |

| Lap | Lap Tm | Diff | Time of Day |
|-------------------------|-----------------|--------|--------------|
| (20) Tom Roberts | | | |
| 1 | -:-- | | 17:10:06.930 |
| 2 | 2:21.475 | +1.579 | 17:12:28.405 |
| 3 | 2:19.896 | - | 17:14:48.301 |
| 4 | 2:21.200 | +1.304 | 17:17:09.501 |
| 5 | 2:20.619 | +0.723 | 17:19:30.120 |

| Lap | Lap Tm | Diff | Time of Day |
|-----------------------------|-----------------|--------|--------------|
| (229) Peter Stringer | | | |
| 1 | -:-- | | 17:10:07.612 |
| 2 | 2:21.903 | +1.920 | 17:12:29.515 |
| 3 | 2:19.983 | - | 17:14:49.498 |
| 4 | 2:20.455 | +0.472 | 17:17:09.953 |
| 5 | 2:20.254 | +0.271 | 17:19:30.207 |

| Lap | Lap Tm | Diff | Time of Day |
|---------------------------|-----------------|--------|--------------|
| (29) David Edwards | | | |
| 1 | -:-- | | 17:10:09.596 |
| 2 | 2:21.764 | +2.327 | 17:12:31.360 |
| 3 | 2:20.328 | +0.891 | 17:14:51.688 |
| 4 | 2:20.183 | +0.746 | 17:17:11.871 |
| 5 | 2:19.437 | - | 17:19:31.308 |

| Lap | Lap Tm | Diff | Time of Day |
|-------------------------|--------|------|-------------|
| (93) Rhodri Owen | | | |

| Lap | Lap Tm | Diff | Time of Day |
|-----|-----------------|--------|--------------|
| 1 | -:-- | | 17:10:17.615 |
| 2 | 2:21.243 | +1.388 | 17:12:38.858 |
| 3 | 2:20.016 | +0.161 | 17:14:58.874 |
| 4 | 2:19.855 | - | 17:17:18.729 |
| 5 | 2:19.916 | +0.061 | 17:19:38.645 |

| Lap | Lap Tm | Diff | Time of Day |
|--------------------------|-----------------|--------|--------------|
| (49) Steve Gammon | | | |
| 1 | -:-- | | 17:10:11.838 |
| 2 | 2:22.178 | +0.931 | 17:12:34.016 |
| 3 | 2:22.309 | +1.062 | 17:14:56.325 |
| 4 | 2:21.247 | - | 17:17:17.572 |
| 5 | 2:23.837 | +2.590 | 17:19:41.409 |

| Lap | Lap Tm | Diff | Time of Day |
|------------------------|--------|------|--------------|
| (52) Lee Davies | | | |
| 1 | -:-- | | 17:11:22.197 |

Forgotten Era, Pre 95 & Aprillia 125

Oulton International 2.692 Miles

Race 15

31/05/2008 17:07

Race (6 Laps)



| Competitors | Laps | | | | | |
|-------------------------|------|-----|-----|-----|-----|-----|
| | 1 | 2 | 3 | 4 | 5 | 6 |
| James Lodge (99) | 1 | 99 | 99 | 99 | 99 | 99 |
| Paul Traynor (8) | 2 | 8 | 8 | 8 | 8 | 8 |
| Caron Roberts (7) | 3 | 7 | 77 | 77 | 16 | 16 |
| Christopher Morley (16) | 4 | 16 | 16 | 16 | 77 | 77 |
| Gary Freeman (77) | 5 | 77 | 7 | 7 | 7 | 16 |
| Neil Myatt (275) | 6 | 275 | 275 | 275 | 21 | 21 |
| Chris Edwards (21) | 7 | 21 | 21 | 21 | 275 | 275 |
| Marcus Lodge (14) | 8 | 14 | 14 | 14 | 14 | 14 |
| Stephen Latham (9) | 9 | 9 | 9 | 9 | 9 | 9 |
| Jimmy Aspinall (53) | 10 | 53 | 53 | 17 | 17 | 17 |
| Derek Skinner (17) | 11 | 17 | 17 | 53 | 53 | 53 |
| Tom Roberts (20) | 12 | 20 | 20 | 43 | 43 | 43 |
| Peter Stringer (229) | 13 | 229 | 43 | 20 | 3 | 3 |
| Vincent Hunt (5) | 14 | 5 | 229 | 3 | 5 | 5 |
| John Holt (43) | 15 | 43 | 5 | 229 | 20 | 20 |
| David Edwards (29) | 16 | 29 | 3 | 5 | 229 | 229 |
| Joshua Jones (3) | 17 | 3 | 29 | 29 | 29 | 29 |
| Steve Gammon (49) | 18 | 49 | 49 | 49 | 49 | 93 |
| Rhodri Owen (93) | 19 | 93 | 93 | 93 | 93 | 49 |
| Lee Davies (52) | 20 | 52 | | | | |
| - | 21 | | | | | |

Scooters

Oulton International 2.692 Miles

Race 16

31/05/2008 17:28

Race (6 Laps)

| Pos | No. | Class | Name | Make | Engine | Laps | Total Tm | Avg. Speed | Diff | Gap | Best Tm | Best Spd | In Lap |
|---------------------|-----|------------|------------------|-----------|--------|------|-----------|------------|-----------|---------|----------|----------|--------|
| Scooter solo | | | | | | | | | | | | | |
| 1 | 38 | Scooter so | Stuart Day | Lambretta | 200 | 6 | 13:40.224 | 70.892 | - | - | 2:14.000 | 72.322 | 6 |
| 2 | 1 | Scooter so | Charles Edmonds | Lambretta | 204 | 6 | 13:40.624 | 70.857 | +0.400 | +0.400 | 2:13.677 | 72.497 | 6 |
| 3 | 53 | Scooter so | James Campen | Lambretta | 200 | 6 | 14:24.858 | 67.233 | +44.634 | +44.234 | 2:20.467 | 68.993 | 5 |
| 4 | 69 | Scooter so | Phil Bevis | Lambretta | 200 | 6 | 14:25.039 | 67.219 | +44.815 | +0.181 | 2:19.505 | 69.468 | 6 |
| 5 | 67 | Scooter so | Richard Conneely | Lambretta | 205 | 6 | 14:26.402 | 67.113 | +46.178 | +1.363 | 2:20.325 | 69.063 | 6 |
| 6 | 2 | Scooter so | Jon Uffindell | Piaggio | 80 | 6 | 14:26.952 | 67.071 | +46.728 | +0.550 | 2:19.883 | 69.281 | 6 |
| 7 | 20 | Scooter so | Tom Oliver | Piaggio | 77 | 6 | 14:27.128 | 67.057 | +46.904 | +0.176 | 2:20.057 | 69.195 | 6 |
| 8 | 47 | Scooter so | Will Reber | Piaggio | 70 | 6 | 14:41.459 | 65.967 | +1:01.235 | +14.331 | 2:23.856 | 67.367 | 4 |
| 9 | 22 | Scooter so | Steven Conneely | Lambretta | 200 | 6 | 14:52.858 | 65.125 | +1:12.634 | +11.399 | 2:22.740 | 67.894 | 2 |
| 10 | 66 | Scooter so | Scott Chapman | Italjet | 172 | 6 | 15:06.967 | 64.112 | +1:26.743 | +14.109 | 2:29.460 | 64.841 | 2 |
| 11 | 52 | Scooter so | John Woods | Piaggio | 70 | 6 | 15:08.904 | 63.975 | +1:28.680 | +1.937 | 2:28.418 | 65.297 | 6 |
| 12 | 28 | Scooter so | Robert Rees | Vespa | 150 | 6 | 15:15.614 | 63.506 | +1:35.390 | +6.710 | 2:29.259 | 64.929 | 4 |
| 13 | 11 | Scooter so | Eddie Goode | Gilera | 185 | 6 | 15:28.442 | 62.629 | +1:48.218 | +12.828 | 2:32.893 | 63.386 | 4 |
| 14 | 3 | Scooter so | Bill Douglas | Piaggio | 70 | 6 | 15:35.909 | 62.129 | +1:55.685 | +7.467 | 2:34.234 | 62.834 | 2 |
| 15 | 54 | Scooter so | Antony Rudd | Lambretta | 205 | 6 | 15:48.650 | 61.295 | +2:08.426 | +12.741 | 2:36.481 | 61.932 | 5 |
| 16 | 57 | Scooter so | Carl Neath | Lambretta | 137 | 6 | 16:06.745 | 60.147 | +2:26.521 | +18.095 | 2:34.792 | 62.608 | 6 |
| 17 | 25 | Scooter so | Mark Hardy | Piaggio | 70 | 6 | 16:12.603 | 59.785 | +2:32.379 | +5.858 | 2:39.755 | 60.663 | 6 |
| 18 | 31 | Scooter so | Mark Clipstone | Lambretta | 205 | 5 | 13:46.300 | 58.642 | 1 Lap | 1 Lap | 2:42.458 | 59.654 | 2 |
| 19 | 40 | Scooter so | Ciro Affronti | Lambretta | 200 | 5 | 14:19.911 | 56.350 | +33.611 | +33.611 | 2:47.602 | 57.823 | 2 |
| 20 | 81 | Scooter so | Stephen Wright | Lambretta | 250 | 4 | 16:24.372 | 39.380 | 2 Laps | 1 Lap | 2:33.559 | 63.111 | 2 |
| DNF | 39 | Scooter so | Guy Topper | Lambretta | 256 | 5 | 12:22.590 | 65.253 | - | - | 2:13.581 | 72.549 | 3 |
| DNF | 68 | Scooter so | Dean Aylott | Lambretta | 200 | 5 | 13:31.336 | 59.724 | - | - | 2:39.865 | 60.621 | 5 |
| DNF | 27 | Scooter so | Joe Hardy | Piaggio | 70 | 2 | 5:10.599 | 62.403 | - | - | 2:32.613 | 63.502 | 2 |
| DNF | 33 | Scooter so | John Howe | Lambretta | 230 | 0 | - | - | - | - | - | - | 0 |
| DNF | 42 | Scooter so | Martin Wing | Lambretta | 230 | 0 | - | - | - | - | - | - | 0 |
| DNF | 45 | Scooter so | Chris Taylor | Gilera | 180 | 0 | - | - | - | - | - | - | 0 |

| Margin of Victory | Avg. Speed | Best Lap Tm | Best Spd | Best Lap by |
|-------------------|------------|-------------|----------|---------------------|
| +0.400 | 70.892 | 2:13.677 | 72.497 | [1] Charles Edmonds |

Nantwich & D.M.C & Cheshire M.C.R.R.C

Scooters

Oulton International 2.692 Miles

Race 16

31/05/2008 17:28

Race (6 Laps)

| Lap | Lap Tm | Diff | Time of Day |
|------------------------|-----------------|--------|--------------|
| (38) Stuart Day | | | |
| 1 | -:-- | | 17:30:48.189 |
| 2 | 2:16.479 | +2.479 | 17:33:04.668 |
| 3 | 2:16.478 | +2.478 | 17:35:21.146 |
| 4 | 2:15.986 | +1.986 | 17:37:37.132 |
| 5 | 2:14.984 | +0.984 | 17:39:52.116 |
| 6 | 2:14.000 | - | 17:42:06.116 |

| Lap | Lap Tm | Diff | Time of Day |
|----------------------------|-----------------|--------|--------------|
| (1) Charles Edmonds | | | |
| 1 | -:-- | | 17:30:48.769 |
| 2 | 2:16.129 | +2.452 | 17:33:04.898 |
| 3 | 2:16.890 | +3.213 | 17:35:21.788 |
| 4 | 2:15.514 | +1.837 | 17:37:37.302 |
| 5 | 2:15.537 | +1.860 | 17:39:52.839 |
| 6 | 2:13.677 | - | 17:42:06.516 |

| Lap | Lap Tm | Diff | Time of Day |
|--------------------------|-----------------|--------|--------------|
| (53) James Campen | | | |
| 1 | -:-- | | 17:31:01.586 |
| 2 | 2:22.833 | +2.366 | 17:33:24.419 |
| 3 | 2:22.930 | +2.463 | 17:35:47.349 |
| 4 | 2:21.892 | +1.425 | 17:38:09.241 |
| 5 | 2:20.467 | - | 17:40:29.708 |
| 6 | 2:21.042 | +0.575 | 17:42:50.750 |

| Lap | Lap Tm | Diff | Time of Day |
|------------------------|-----------------|--------|--------------|
| (69) Phil Bevis | | | |
| 1 | -:-- | | 17:30:57.825 |
| 2 | 2:23.600 | +4.095 | 17:33:21.425 |
| 3 | 2:24.107 | +4.602 | 17:35:45.532 |
| 4 | 2:23.424 | +3.919 | 17:38:08.956 |
| 5 | 2:22.470 | +2.965 | 17:40:31.426 |
| 6 | 2:19.505 | - | 17:42:50.931 |

| Lap | Lap Tm | Diff | Time of Day |
|------------------------------|-----------------|--------|--------------|
| (67) Richard Conneely | | | |
| 1 | -:-- | | 17:30:58.307 |
| 2 | 2:23.511 | +3.186 | 17:33:21.818 |
| 3 | 2:24.609 | +4.284 | 17:35:46.427 |
| 4 | 2:23.683 | +3.358 | 17:38:10.110 |
| 5 | 2:21.859 | +1.534 | 17:40:31.969 |
| 6 | 2:20.325 | - | 17:42:52.294 |

| Lap | Lap Tm | Diff | Time of Day |
|--------------------------|-----------------|--------|--------------|
| (2) Jon Uffindell | | | |
| 1 | -:-- | | 17:30:59.563 |
| 2 | 2:22.423 | +2.540 | 17:33:21.986 |
| 3 | 2:24.722 | +4.839 | 17:35:46.708 |
| 4 | 2:23.753 | +3.870 | 17:38:10.461 |
| 5 | 2:22.500 | +2.617 | 17:40:32.961 |
| 6 | 2:19.883 | - | 17:42:52.844 |

| Lap | Lap Tm | Diff | Time of Day |
|------------------------|-----------------|--------|--------------|
| (20) Tom Oliver | | | |
| 1 | -:-- | | 17:30:59.829 |
| 2 | 2:23.094 | +3.037 | 17:33:22.923 |
| 3 | 2:23.535 | +3.478 | 17:35:46.458 |
| 4 | 2:23.711 | +3.654 | 17:38:10.169 |
| 5 | 2:22.794 | +2.737 | 17:40:32.963 |
| 6 | 2:20.057 | - | 17:42:53.020 |

| Lap | Lap Tm | Diff | Time of Day |
|------------------------|-----------------|--------|--------------|
| (47) Will Reber | | | |
| 1 | -:-- | | 17:30:55.969 |
| 2 | 2:25.649 | +1.793 | 17:33:21.618 |
| 3 | 2:27.642 | +3.786 | 17:35:49.260 |
| 4 | 2:23.856 | - | 17:38:13.116 |
| 5 | 2:25.565 | +1.709 | 17:40:38.681 |
| 6 | 2:28.670 | +4.814 | 17:43:07.351 |

| Lap | Lap Tm | Diff | Time of Day |
|-----------------------------|-----------------|--------|--------------|
| (22) Steven Conneely | | | |
| 1 | -:-- | | 17:31:15.017 |
| 2 | 2:41.326 | +1.571 | 17:33:56.343 |

| Lap | Lap Tm | Diff | Time of Day |
|-----|-----------------|---------|--------------|
| 1 | -:-- | | 17:31:02.338 |
| 2 | 2:22.740 | - | 17:33:25.078 |
| 3 | 2:33.600 | +10.860 | 17:35:58.678 |
| 4 | 2:26.196 | +3.456 | 17:38:24.874 |
| 5 | 2:28.507 | +5.767 | 17:40:53.381 |
| 6 | 2:25.369 | +2.629 | 17:43:18.750 |

| Lap | Lap Tm | Diff | Time of Day |
|---------------------------|-----------------|--------|--------------|
| (66) Scott Chapman | | | |
| 1 | -:-- | | 17:31:02.197 |
| 2 | 2:29.460 | - | 17:33:31.657 |
| 3 | 2:30.982 | +1.522 | 17:36:02.639 |
| 4 | 2:29.961 | +0.501 | 17:38:32.600 |
| 5 | 2:29.651 | +0.191 | 17:41:02.251 |
| 6 | 2:30.608 | +1.148 | 17:43:32.859 |

| Lap | Lap Tm | Diff | Time of Day |
|------------------------|-----------------|--------|--------------|
| (52) John Woods | | | |
| 1 | -:-- | | 17:31:04.645 |
| 2 | 2:31.656 | +3.238 | 17:33:36.301 |
| 3 | 2:29.467 | +1.049 | 17:36:05.768 |
| 4 | 2:28.640 | +0.222 | 17:38:34.408 |
| 5 | 2:31.970 | +3.552 | 17:41:06.378 |
| 6 | 2:28.418 | - | 17:43:34.796 |

| Lap | Lap Tm | Diff | Time of Day |
|-------------------------|-----------------|--------|--------------|
| (28) Robert Rees | | | |
| 1 | -:-- | | 17:31:08.167 |
| 2 | 2:31.390 | +2.131 | 17:33:39.557 |
| 3 | 2:30.929 | +1.670 | 17:36:10.486 |
| 4 | 2:29.259 | - | 17:38:39.745 |
| 5 | 2:29.692 | +0.433 | 17:41:09.437 |
| 6 | 2:32.069 | +2.810 | 17:43:41.506 |

| Lap | Lap Tm | Diff | Time of Day |
|-------------------------|-----------------|--------|--------------|
| (11) Eddie Goode | | | |
| 1 | -:-- | | 17:31:07.849 |
| 2 | 2:34.163 | +1.270 | 17:33:42.012 |
| 3 | 2:33.481 | +0.588 | 17:36:15.493 |
| 4 | 2:32.893 | - | 17:38:48.386 |
| 5 | 2:33.024 | +0.131 | 17:41:21.410 |
| 6 | 2:32.924 | +0.031 | 17:43:54.334 |

| Lap | Lap Tm | Diff | Time of Day |
|-------------------------|-----------------|--------|--------------|
| (3) Bill Douglas | | | |
| 1 | -:-- | | 17:31:06.829 |
| 2 | 2:34.234 | - | 17:33:41.063 |
| 3 | 2:34.781 | +0.547 | 17:36:15.844 |
| 4 | 2:34.430 | +0.196 | 17:38:50.274 |
| 5 | 2:35.000 | +0.766 | 17:41:25.274 |
| 6 | 2:36.527 | +2.293 | 17:44:01.801 |

| Lap | Lap Tm | Diff | Time of Day |
|-------------------------|-----------------|--------|--------------|
| (54) Antony Rudd | | | |
| 1 | -:-- | | 17:31:09.277 |
| 2 | 2:36.824 | +0.343 | 17:33:46.101 |
| 3 | 2:37.464 | +0.983 | 17:36:23.565 |
| 4 | 2:36.517 | +0.036 | 17:39:00.082 |
| 5 | 2:36.481 | - | 17:41:36.563 |
| 6 | 2:37.979 | +1.498 | 17:44:14.542 |

| Lap | Lap Tm | Diff | Time of Day |
|------------------------|-----------------|--------|--------------|
| (57) Carl Neath | | | |
| 1 | -:-- | | 17:31:18.059 |
| 2 | 2:36.838 | +2.046 | 17:33:54.897 |
| 3 | 2:39.872 | +5.080 | 17:36:34.769 |
| 4 | 2:43.859 | +9.067 | 17:39:18.628 |
| 5 | 2:39.217 | +4.425 | 17:41:57.845 |
| 6 | 2:34.792 | - | 17:44:32.637 |

| Lap | Lap Tm | Diff | Time of Day |
|------------------------|-----------------|--------|--------------|
| (25) Mark Hardy | | | |
| 1 | -:-- | | 17:31:15.017 |
| 2 | 2:41.326 | +1.571 | 17:33:56.343 |

| Lap | Lap Tm | Diff | Time of Day |
|-----|-----------------|--------|--------------|
| 3 | 2:39.970 | +0.215 | 17:36:36.313 |
| 4 | 2:41.702 | +1.947 | 17:39:18.015 |
| 5 | 2:40.725 | +0.970 | 17:41:58.740 |
| 6 | 2:39.755 | - | 17:44:38.495 |

| Lap | Lap Tm | Diff | Time of Day |
|----------------------------|-----------------|--------|--------------|
| (31) Mark Clipstone | | | |
| 1 | -:-- | | 17:31:19.641 |
| 2 | 2:42.458 | - | 17:34:02.099 |
| 3 | 2:44.489 | +2.031 | 17:36:46.588 |
| 4 | 2:43.120 | +0.662 | 17:39:29.708 |
| 5 | 2:42.484 | +0.026 | 17:42:12.192 |

| Lap | Lap Tm | Diff | Time of Day |
|---------------------------|-----------------|--------|--------------|
| (40) Ciro Affronti | | | |
| 1 | -:-- | | 17:31:21.291 |
| 2 | 2:47.602 | - | 17:34:08.893 |
| 3 | 2:52.483 | +4.881 | 17:37:01.376 |
| 4 | 2:53.975 | +6.373 | 17:39:55.351 |
| 5 | 2:50.452 | +2.850 | 17:42:45.803 |

| Lap | Lap Tm | Diff | Time of Day |
|----------------------------|-----------------|-----------|--------------|
| (81) Stephen Wright | | | |
| 1 | -:-- | | 17:31:02.687 |
| 2 | 2:33.559 | - | 17:33:36.246 |
| 3 | 2:39.877 | +6.318 | 17:36:16.123 |
| 4 | 8:34.141 | +6:00.582 | 17:44:50.264 |

| Lap | Lap Tm | Diff | Time of Day |
|------------------------|-----------------|---------|--------------|
| (39) Guy Topper | | | |
| 1 | -:-- | | 17:30:53.295 |
| 2 | 2:14.448 | +0.867 | 17:33:07.743 |
| 3 | 2:13.581 | - | 17:35:21.324 |
| 4 | 2:15.656 | +2.075 | 17:37:36.980 |
| 5 | 3:11.502 | +57.921 | 17:40:48.482 |

| Lap | Lap Tm | Diff | Time of Day |
|-------------------------|-----------------|--------|--------------|
| (68) Dean Aylott | | | |
| 1 | -:-- | | 17:31:15.619 |
| 2 | 2:40.675 | +0.810 | 17:33:56.294 |
| 3 | 2:40.042 | +0.177 | 17:36:36.336 |
| 4 | 2:41.027 | +1.162 | 17:39:17.363 |
| 5 | 2:39.865 | - | 17:41:57.228 |

| Lap | Lap Tm | Diff | Time of Day |
|-----------------------|-----------------|------|--------------|
| (27) Joe Hardy | | | |
| 1 | -:-- | | 17:31:03.878 |
| 2 | 2:32.613 | - | 17:33:36.491 |


Scooters

Oulton International 2.692 Miles

Race 16

31/05/2008 17:28

Race (6 Laps)



| Competitors | Laps | | | | | | |
|-----------------------|------|----|----|----|----|----|----|
| | 1 | 2 | 3 | 4 | 5 | 6 | |
| Stuart Day (38) | 1 | 38 | 38 | 38 | 39 | 38 | 38 |
| Charles Edmonds (1) | 2 | 1 | 1 | 39 | 38 | 1 | 1 |
| Guy Topper (39) | 3 | 39 | 39 | 1 | 1 | 53 | 53 |
| Will Reber (47) | 4 | 47 | 69 | 69 | 69 | 69 | 69 |
| Phil Bevis (69) | 5 | 69 | 47 | 67 | 53 | 67 | 67 |
| Richard Conneely (67) | 6 | 67 | 67 | 20 | 67 | 2 | 2 |
| Jon Uffindell (2) | 7 | 2 | 2 | 2 | 20 | 20 | 20 |
| Tom Oliver (20) | 8 | 20 | 20 | 53 | 2 | 47 | 47 |
| James Campen (53) | 9 | 53 | 53 | 47 | 47 | 39 | 22 |
| Scott Chapman (66) | 10 | 66 | 22 | 22 | 22 | 22 | 66 |
| Steven Conneely (22) | 11 | 22 | 66 | 66 | 66 | 66 | 52 |
| Stephen Wright (81) | 12 | 81 | 81 | 52 | 52 | 52 | 28 |
| Joe Hardy (27) | 13 | 27 | 52 | 28 | 28 | 28 | 11 |
| John Woods (52) | 14 | 52 | 27 | 11 | 11 | 11 | 3 |
| Bill Douglas (3) | 15 | 3 | 28 | 3 | 3 | 3 | 54 |
| Eddie Goode (11) | 16 | 11 | 3 | 81 | 54 | 54 | 57 |
| Robert Rees (28) | 17 | 28 | 11 | 54 | 68 | 68 | 25 |
| Antony Rudd (54) | 18 | 54 | 54 | 57 | 25 | 57 | |
| Mark Hardy (25) | 19 | 25 | 57 | 25 | 57 | 25 | |
| Dean Aylott (68) | 20 | 68 | 68 | 68 | 31 | 31 | |
| Carl Neath (57) | 21 | 57 | 25 | 31 | 40 | 40 | |
| Mark Clipstone (31) | 22 | 31 | 31 | 40 | 81 | | |
| Ciro Affronti (40) | 23 | 40 | 40 | | | | |
| - | 24 | | | | | | |
| - | 25 | | | | | | |
| - | 26 | | | | | | |